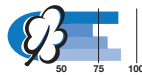



**Appliance outlet
Type 6600-3**

Screw-on mounting
from front
Solder terminals or
quick connect terminals
Pin temperature 70 °C
Protection class I

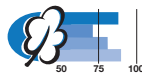


E: solder terminals 3,5 x 0,8 mm 24,1 mm
 E: quick connect terminals 4,8 x 0,8 mm 26,5 mm
 E: quick connect terminals 6,3 x 0,8 mm 27,5 mm

Mounting screw torque 0,5 Nm

**Appliance outlet
Type 6600-4**

Snap-in mounting
from front
Solder terminals or
quick connect terminals
Pin temperature 70 °C
Protection class I



E: solder terminals 3,5 x 0,8 mm 24,1 mm
 E: quick connect terminals 4,8 x 0,8 mm 26,5 mm
 E: quick connect terminals 6,3 x 0,8 mm 27,5 mm
 S: 1,0; 1,2; 1,5; 2,0; 2,5; 3,0 mm

Technical data:

- Rated current/voltage: 10 A/250 VAC
- Insulation resistance: > 10 MΩ (500 VDC, 1 Min.)
- Dielectric strength: 2 kV (50 Hz, 1 Min.), to accessible surfaces
- Material:
 - Socket: thermoplastic, black, UL 94V-0
- Nennstrom/Nennspannung: 10 A/250 VAC
- Isolationswiderstand: > 10 MΩ (500 VDC, 1 Min.)
- Spannungsfestigkeit: 2 kV (50 Hz, 1 Min.), zu berührbaren Oberflächen
- Material:
 - Sockel: Thermoplast, schwarz, UL 94V-0

Standards

IEC/EN 60320-2-2/F

Approvals

- SEV (10 A / 250 VAC)
- VDE (10 A / 250 VAC)
- SEMKO (10 A / 250 VAC)
- UL (15 A / 250 VAC)
- CSA (15 A / 250 VAC)

Order Numbers

Screw-on mounting	Snap-in mounting	Terminals
6600.3100	6600.41XX	Solder terminals 3,5 x 0,8 mm
6600.3200*	6600.42XX*	Quick connect terminals 4,8 x 0,8 mm
6600.3300*	6600.43XX*	Quick connect terminals 6,3 x 0,8 mm
Rivet mount types available on request Therefore change the fifth digit in the order number from a "3" to a "9" (e.g. 6600.9300)	"XX" panel thickness (s) in 1/10 mm 10, 12, 15, 20, 25, 30 e.g. 6600.4310 for 1,0 mm	

* Minimum order quantity for rivet mount types required
Cord retaining clamp and insulation cover see page 171