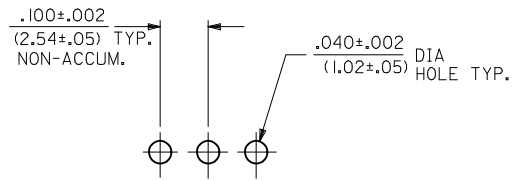
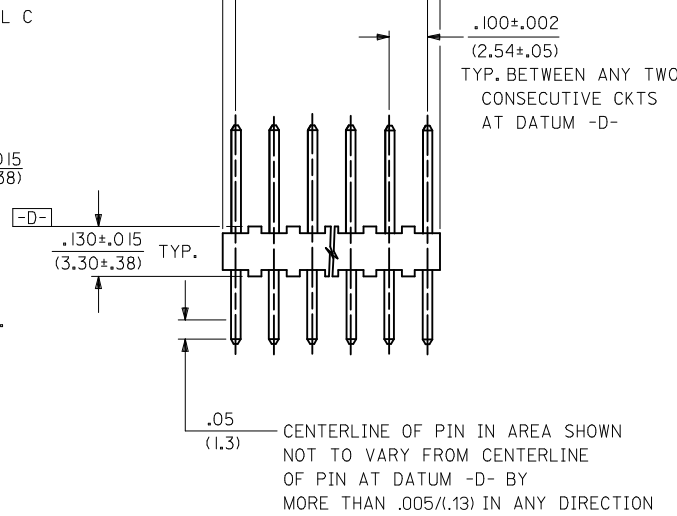
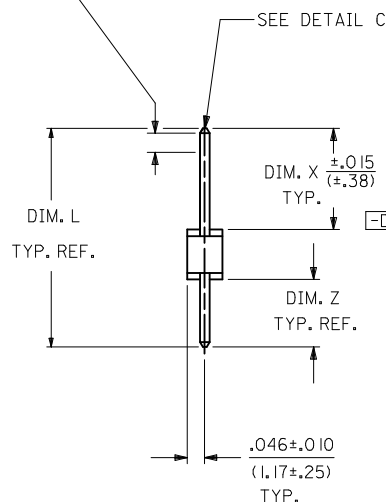


.05
(1.3)
CENTERLINE OF PIN IN AREA SHOWN
NOT TO VARY FROM CENTERLINE
OF PIN AT DATUM -D- BY
MORE THAN .008/(.20) IN ANY DIRECTION



PCB LAYOUT: COMPONENT SIDE
TYPICAL PCB THICKNESS: .062/(1.57)

A-4030-N * (*)*
NO. OF CKTS. ↑
VERSION ↑
LETTER CHANGES WHEN PIN NO. OR PRESS DIM. CHANGES.
PLATING CODE ↑
SEE NOTE 2

SECONDARY OPERATIONS	
CODE	PACKAGE
BLANK	BULK PER PK-4030-001
A	TUBE PER PK-44743-002

- NOTES:
- MATERIAL: WAFER: NYLON, UL94V-0, COLOR: WHITE
PINS: COPPER ALLOY
 - FINISH: 102: .000200/0.00508 MIN TIN OVER .000100/0.00254 MIN COPPER
132: .000200/0.00508 MIN TIN OVER .000200/0.00508 MIN COPPER
501: .000020/0.00051 MIN GOLD OVER .000030/0.00076 MIN NICKEL
503: .000030/0.00076 MIN GOLD OVER .000050/0.00127 MIN NICKEL
516: .000010/0.00025 MIN GOLD OVER .000030/0.00076 MIN NICKEL
 - PARTS CONFORM TO PRODUCT SPECIFICATION PS-10-07.
 - PACKAGING INFORMATION: SEE LEGEND
 - PINS MUST CONFORM TO SOLDERABILITY SPECIFICATION SMES-152.
 - PIN PUSH OUT FORCE: 2 LBS. MIN.
 - PARTS ARE STACKABLE END TO END AND SIDE TO SIDE ON .100/(2.54) CENTERS.
 - SEE SDA-4030 FOR STANDARD CATALOG PRODUCTS.
 - THIS PART CONFORMS TO CLASS B REQUIREMENTS OF COSMETIC SPECIFICATION PS-45499-002.

CKTS. NO. OF	DIM. B	DIM. A
2	.100 ± .002 (2.54 ± .05)	.190 ± .008 (4.83 ± .20)
3	.200 ± .005 (5.08 ± .13)	.290 ± .008 (7.37 ± .20)
4	.300 ± .005 (7.62 ± .13)	.390 ± .008 (9.91 ± .20)
5	.400 ± .005 (10.16 ± .13)	.490 ± .008 (12.45 ± .20)
6	.500 ± .006 (12.70 ± .15)	.590 ± .009 (14.99 ± .23)
7	.600 ± .006 (15.24 ± .15)	.690 ± .009 (17.53 ± .23)
8	.700 ± .006 (17.78 ± .15)	.790 ± .009 (20.07 ± .23)
9	.800 ± .007 (20.32 ± .18)	.890 ± .010 (22.61 ± .25)
10	.900 ± .007 (22.86 ± .18)	.990 ± .010 (25.15 ± .25)
11	1.000 ± .007 (25.40 ± .18)	1.090 ± .010 (27.69 ± .25)
12	1.100 ± .008 (27.94 ± .20)	1.190 ± .011 (30.23 ± .28)
13	1.200 ± .008 (30.48 ± .20)	1.290 ± .011 (32.77 ± .28)
14	1.300 ± .008 (33.02 ± .20)	1.390 ± .011 (35.31 ± .28)
15	1.400 ± .008 (35.56 ± .20)	1.490 ± .011 (37.85 ± .28)
16	1.500 ± .008 (38.10 ± .20)	1.590 ± .011 (40.39 ± .28)
17	1.600 ± .009 (40.64 ± .23)	1.690 ± .012 (42.93 ± .30)
18	1.700 ± .009 (43.18 ± .23)	1.790 ± .012 (45.47 ± .30)
19	1.800 ± .009 (45.72 ± .23)	1.890 ± .012 (48.01 ± .30)
20	1.900 ± .009 (48.26 ± .23)	1.990 ± .012 (50.55 ± .30)
21	2.000 ± .010 (50.80 ± .25)	2.090 ± .013 (53.09 ± .33)
22	2.100 ± .010 (53.34 ± .25)	2.190 ± .013 (55.63 ± .33)
23	2.200 ± .010 (55.88 ± .25)	2.290 ± .013 (58.17 ± .33)
24	2.300 ± .010 (58.42 ± .25)	2.390 ± .013 (60.71 ± .33)
25	2.400 ± .011 (60.96 ± .28)	2.490 ± .014 (63.25 ± .36)
26	2.500 ± .011 (63.50 ± .28)	2.590 ± .014 (65.79 ± .36)
27	2.600 ± .011 (66.04 ± .28)	2.690 ± .014 (68.33 ± .36)
28	2.700 ± .011 (68.58 ± .28)	2.790 ± .014 (70.87 ± .36)

ADD 22-03-5117 EC NO: UCP2010-0896 DRWN:KIPPER 2009/10/16 CHKD:SSOUSEK 2009/10/20 APPR:FSMITH 2009/10/20 REV: C15	QUALITY SYMBOLS ▽=0 ▽=0	GENERAL TOLERANCES (UNLESS SPECIFIED) <table border="1"> <tr><th colspan="2">mm</th><th colspan="2">INCH</th></tr> <tr><td>4 PLACES</td><td>± ---</td><td>± ---</td><td>± ---</td></tr> <tr><td>3 PLACES</td><td>± ---</td><td>± ---</td><td>± ---</td></tr> <tr><td>2 PLACES</td><td>± ---</td><td>± ---</td><td>± ---</td></tr> <tr><td>1 PLACE</td><td>± ---</td><td>± ---</td><td>± ---</td></tr> </table>	mm		INCH		4 PLACES	± ---	± ---	± ---	3 PLACES	± ---	± ---	± ---	2 PLACES	± ---	± ---	± ---	1 PLACE	± ---	± ---	± ---	DIMENSION STYLE IN/MM	SCALE --- INCH	DESIGN UNITS INCH	THIRD ANGLE PROJECTION
	mm		INCH																							
	4 PLACES	± ---	± ---	± ---																						
	3 PLACES	± ---	± ---	± ---																						
2 PLACES	± ---	± ---	± ---																							
1 PLACE	± ---	± ---	± ---																							
DRAFT WHERE APPLICABLE MUST REMAIN WITHIN DIMENSIONS	DRAWN BY SAMIEC DATE 06/10/88	CHECKED BY PATEL DATE 06/10/88	APPROVED BY LENZ DATE 06/10/88	TITLE KK 100 HEADER FLAT CUSTOM PRODUCTS	MATERIAL NO. SEE CHART	DOCUMENT NO. SDA-4030-002	SHEET NO. 1 OF 16																			
THIS DRAWING CONTAINS INFORMATION THAT IS PROPRIETARY TO MOLEX INCORPORATED AND SHOULD NOT BE USED WITHOUT WRITTEN PERMISSION																										
MOLEX MOLEX INCORPORATED																										

13	12	11	10	9	8	7	6	5	4	3	2	1
ENG. NO.	PIN NO.	DIM. L	DIM. X	DIM. Z	PACKAGING PER	EDP COL.	OBSOLETE					
A-4030 -NA(I22)						1	OBSOLETE					
A-4030 -NA(I32)	2766 -K(I32)	.560 (I4,22)	.295 (7,49)	.135 (3,43)	BULK: PK-4030-001	2						
A-4030 -NA(503)	2766 -K(503)	.560 (I4,22)	.295 (7,49)	.135 (3,43)	BULK: PK-4030-001	3						
A-4030 -NA(516)	2766 -K(516)	.560 (I4,22)	.295 (7,49)	.135 (3,43)	BULK: PK-4030-001	4						
A-4030 -NA(I02)A	2766 -K(I02)	.560 (I4,22)	.295 (7,49)	.135 (3,43)	TUBE: PK-44743-002	5						
A-4030 -NB(I02)	2766 -3(I02)	.687 (I7,45)	.435 (I1,05)	.122 (3,10)	BULK: PK-4030-001	6						

COLUMN NO. 1	COLUMN NO. 2			COLUMN NO. 3			COLUMN NO. 4			COLUMN NO. 5			COLUMN NO. 6				
EDP NO.	ENG. NO.	CKT	EDP NO.	ENG. NO.	CKT	EDP NO.	ENG. NO.	CKT	EDP NO.	ENG. NO.	CKT	EDP NO.	ENG. NO.	CKT	EDP NO.	ENG. NO.	CKT

		2	22-25-2022	A-4030-02A(I32)	2	22-10-4028	A-4030-02A(503)	2	22-10-3023	A-4030-02A(516)	2	22-47-4023	A-4030-02A(I02)A	2	22-03-2022	A-4030-02B(I02)	2
		3		A-4030-03A(I32)	3	22-10-4038	A-4030-03A(503)	3	22-10-3033	A-4030-03A(516)	3	22-47-4033	A-4030-03A(I02)A	3	22-03-2032	A-4030-03B(I02)	3
		4		A-4030-04A(I32)	4	22-10-4048	A-4030-04A(503)	4	22-10-3043	A-4030-04A(516)	4	22-47-4043	A-4030-04A(I02)A	4	22-03-2042	A-4030-04B(I02)	4
		5		A-4030-05A(I32)	5	22-10-4058	A-4030-05A(503)	5	22-10-3053	A-4030-05A(516)	5	22-47-4053	A-4030-05A(I02)A	5	22-03-2052	A-4030-05B(I02)	5
		6	22-25-2062	A-4030-06A(I32)	6	22-10-4068	A-4030-06A(503)	6	22-10-3063	A-4030-06A(516)	6	22-47-4063	A-4030-06A(I02)A	6	22-03-2062	A-4030-06B(I02)	6
		7		A-4030-07A(I32)	7	22-10-4078	A-4030-07A(503)	7	22-10-3073	A-4030-07A(516)	7	22-47-4073	A-4030-07A(I02)A	7	22-03-2072	A-4030-07B(I02)	7
		8		A-4030-08A(I32)	8	22-10-4088	A-4030-08A(503)	8	22-10-3083	A-4030-08A(516)	8	22-47-4083	A-4030-08A(I02)A	8	22-03-2082	A-4030-08B(I02)	8
		9	22-25-2092	A-4030-09A(I32)	9	22-10-4098	A-4030-09A(503)	9	22-10-3093	A-4030-09A(516)	9	22-47-4093	A-4030-09A(I02)A	9	22-03-2092	A-4030-09B(I02)	9
		10		A-4030-10A(I32)	10	22-10-4108	A-4030-10A(503)	10	22-10-3103	A-4030-10A(516)	10	22-47-4103	A-4030-10A(I02)A	10	22-03-2102	A-4030-10B(I02)	10
		11	22-25-2112	A-4030-11A(I32)	11	22-10-4118	A-4030-11A(503)	11	22-10-3113	A-4030-11A(516)	11	22-47-4113	A-4030-11A(I02)A	11	22-03-2112	A-4030-11B(I02)	11
		12		A-4030-12A(I32)	12	22-10-4128	A-4030-12A(503)	12	22-10-3123	A-4030-12A(516)	12	22-47-4123	A-4030-12A(I02)A	12	22-03-2122	A-4030-12B(I02)	12
		13		A-4030-13A(I32)	13	22-10-4138	A-4030-13A(503)	13	22-10-3133	A-4030-13A(516)	13	22-47-4133	A-4030-13A(I02)A	13	22-03-2132	A-4030-13B(I02)	13
		14		A-4030-14A(I32)	14	22-10-4148	A-4030-14A(503)	14	22-10-3143	A-4030-14A(516)	14	22-47-4143	A-4030-14A(I02)A	14	22-03-2142	A-4030-14B(I02)	14
		15		A-4030-15A(I32)	15	22-10-4158	A-4030-15A(503)	15	22-10-3153	A-4030-15A(516)	15	22-47-4153	A-4030-15A(I02)A	15	22-03-2152	A-4030-15B(I02)	15
		16		A-4030-16A(I32)	16	22-10-4168	A-4030-16A(503)	16	22-10-3163	A-4030-16A(516)	16	22-47-4163	A-4030-16A(I02)A	16	22-03-2162	A-4030-16B(I02)	16
		17		A-4030-17A(I32)	17	22-10-4178	A-4030-17A(503)	17	22-10-3173	A-4030-17A(516)	17	22-47-4173	A-4030-17A(I02)A	17	22-03-2172	A-4030-17B(I02)	17
		18		A-4030-18A(I32)	18	22-10-4188	A-4030-18A(503)	18	22-10-3183	A-4030-18A(516)	18	22-47-4183	A-4030-18A(I02)A	18	22-03-2182	A-4030-18B(I02)	18
		19		A-4030-19A(I32)	19	22-10-4198	A-4030-19A(503)	19	22-10-3193	A-4030-19A(516)	19	22-47-4193	A-4030-19A(I02)A	19	22-03-2192	A-4030-19B(I02)	19
		20		A-4030-20A(I32)	20	22-10-4208	A-4030-20A(503)	20	22-10-3203	A-4030-20A(516)	20	22-47-4203	A-4030-20A(I02)A	20	22-03-2202	A-4030-20B(I02)	20
		21		A-4030-21A(I32)	21	22-10-4218	A-4030-21A(503)	21	22-10-3213	A-4030-21A(516)	21	22-47-4213	A-4030-21A(I02)A	21	22-03-2212	A-4030-21B(I02)	21
		22		A-4030-22A(I32)	22	22-10-4228	A-4030-22A(503)	22	22-10-3223	A-4030-22A(516)	22	22-47-4223	A-4030-22A(I02)A	22	22-03-2222	A-4030-22B(I02)	22
		23		A-4030-23A(I32)	23	22-10-4238	A-4030-23A(503)	23	22-10-3233	A-4030-23A(516)	23	22-47-4233	A-4030-23A(I02)A	23	22-03-2232	A-4030-23B(I02)	23
		24		A-4030-24A(I32)	24	22-10-4248	A-4030-24A(503)	24	22-10-3243	A-4030-24A(516)	24	22-47-4243	A-4030-24A(I02)A	24	22-03-2242	A-4030-24B(I02)	24
		25	22-25-2252	A-4030-25A(I32)	25	22-10-4258	A-4030-25A(503)	25	22-10-3253	A-4030-25A(516)	25	22-47-4253	A-4030-25A(I02)A	25	22-03-2252	A-4030-25B(I02)	25
		26		A-4030-26A(I32)	26	22-10-4268	A-4030-26A(503)	26	22-10-3263	A-4030-26A(516)	26	22-47-4263	A-4030-26A(I02)A	26		A-4030-26B(I02)	26
		27		A-4030-27A(I32)	27	22-10-4278	A-4030-27A(503)	27	22-10-3273	A-4030-27A(516)	27	22-47-4273	A-4030-27A(I02)A	27		A-4030-27B(I02)	27
		28		A-4030-28A(I32)	28	22-10-4288	A-4030-28A(503)	28	22-10-3283	A-4030-28A(516)	28	22-47-4283	A-4030-28A(I02)A	28	22-03-2282	A-4030-28B(I02)	28

OBSELETE 122 PINS EC NO: UCP2010-0086 DRWN:MKI PPER 2009/08/12 CHKD:SSOUSEK 2009/08/25 APPR:FSMLTH 2009/08/26 DESCRIPTION REV	QUALITY SYMBOLS ▽=0 ▽=0	GENERAL TOLERANCES (UNLESS SPECIFIED) <table border="1"> <tr> <th></th> <th>mm</th> <th>INCH</th> </tr> <tr> <td>4 PLACES</td> <td>± .005</td> <td>± .0002</td> </tr> <tr> <td>3 PLACES</td> <td>± .005</td> <td>± .0002</td> </tr> <tr> <td>2 PLACES</td> <td>± .005</td> <td>± .0002</td> </tr> <tr> <td>1 PLACE</td> <td>± .005</td> <td>± .0002</td> </tr> </table>		mm	INCH	4 PLACES	± .005	± .0002	3 PLACES	± .005	± .0002	2 PLACES	± .005	± .0002	1 PLACE	± .005	± .0002	DIMENSION STYLE IN/MM DRAWN BY: SAMIEC DATE: 07/15/93 CHECKED BY: PATEL DATE: 07/15/93 APPROVED BY: LENZ DATE: 07/15/93	SCALE: --- DESIGN UNITS: INCH THIRD ANGLE PROJECTION	TITLE: KK 100 HEADER FLAT WITH CUSTOM PRODUCTS	MATERIAL NO. SEE CHART	DOCUMENT NO. SDA-4030-002	SHEET NO. 2 OF *
		mm	INCH																				
4 PLACES	± .005	± .0002																					
3 PLACES	± .005	± .0002																					
2 PLACES	± .005	± .0002																					
1 PLACE	± .005	± .0002																					
DRAFT WHERE APPLICABLE MUST REMAIN WITHIN DIMENSIONS		THIS DRAWING CONTAINS INFORMATION THAT IS PROPRIETARY TO MOLEX INCORPORATED AND SHOULD NOT BE USED WITHOUT WRITTEN PERMISSION																					