

FEATURES AND SPECIFICATIONS

Features and Benefits

- Positive housing locks to mate with Mini-Fit, Jr. receptacle
- Fully isolated terminals to protect contacts from damage
- Drain hole option available

Reference Information

Product Specification: PS-5556-0001

Packaging: Tray or bag

UL File No.: E29179

CSA File No.: LR19980

TUV License No.: R75142

Mates With: 5557 dual row receptacle

Designed In: Millimeters

Electrical

Voltage: 600V

Current: (Used with 16 AWG)

Circuits	2-3	4-6	7-10	12-24
Amperes-Jr.	9	8	7	6
Amperes-HCS	12	11	10	9

Electrical (cont'd)

Contact Resistance: 10mΩ max.

Dielectric Withstanding Voltage: 1500V AC

Insulation Resistance: 1000 MΩ min.

Mechanical

Contact Insertion Force: 1.5kg max.

Contact Retention to Housing: 3.0kg min.

Wire Pull-Out Force: 9.0kg min.

Insertion Force to PCB: 5.0kg max.

Mating Force: 0.7kg (1.54 lb) max.

Unmating Force: 0.35kg (0.7 lb) min.

Normal Force: 200g min.

Durability: 30 cycles

Physical

Housing: 6/6 nylon, UL 94V-2 or 94V-0

Contact: Brass or Phosphor Bronze

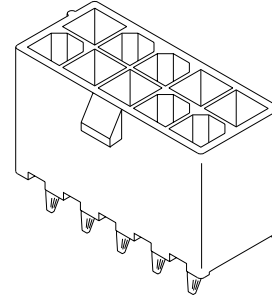
Plating: Tin, select Gold or overall Gold

Temperature: -40 to +105°C

molex® 4.20mm (.165") Pitch Mini-Fit, Jr.™ Header

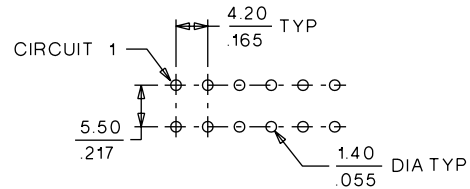
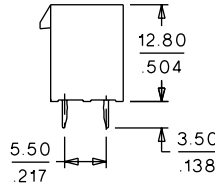
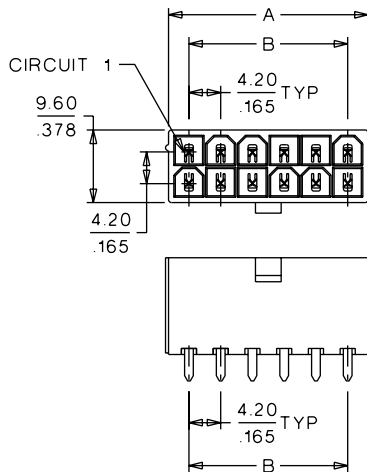
5566

Vertical, Dual Row Without Pegs



Power Connectors

K



PCB LAYOUT: COMPONENT SIDE
RECOMMENDED PCB THICKNESS: $\frac{1.60}{.063}$

ORDERING INFORMATION AND DIMENSIONS

Circuits	With Drain Holes				Dimension	
	Order No.					
	Tin Plated		Gold Plated (30μ")			
94V-2	94V-0	94V-2	94V-0	A	B	
2	•39-29-3026	•39-31-0020	•39-31-0027	•39-31-0028	5.40 (.210)	
4	•39-29-3046	•39-31-0040	•39-31-0047	•39-31-0048	9.60 (.380)	4.20 (.170)
6	•39-29-3066	•39-31-0060	•39-31-0067	•39-31-0068	13.80 (.540)	8.40 (.330)
8	•39-29-3086	•39-31-0080	•39-31-0087	•39-31-0088	18.00 (.710)	12.60 (.500)
10	•39-29-3106	•39-31-0100	•39-31-0107	•39-31-0108	22.20 (.870)	16.80 (.660)
12	•39-29-3126	•39-31-0120	•39-31-0127	•39-31-0128	26.40 (1.040)	21.00 (.830)
14	•39-29-3146	•39-31-0140	•39-31-0147	•39-31-0148	30.60 (1.200)	25.20 (.990)
16	•39-29-3166	•39-31-0160	•39-31-0167	•39-31-0168	34.80 (1.370)	29.40 (1.160)
20	•39-29-3206		•39-31-0207		43.20 (1.700)	37.80 (1.490)
22	•39-29-3226		•39-31-0227		47.40 (1.870)	42.00 (1.650)

• US Standard Product, available through Molex franchised distributors

Circuits	Without Drain Holes				Dimension	
	Order No.					
	Tin Plated		Gold Plated (30μ")			
94V-2	94V-0	94V-2	94V-0	A	B	
2	•39-28-1023	•39-28-8020	•39-29-0023	•39-29-6028	5.40 (.210)	
4	•39-28-1043	•39-28-8040	•39-29-0043	•39-29-6048	9.60 (.380)	4.20 (.170)
6	•39-28-1063	•39-28-8060	•39-29-0063	•39-29-6068	13.80 (.540)	8.40 (.330)
8	•39-28-1083	•39-28-8080	•39-29-0083	•39-29-6088	18.00 (.710)	12.60 (.500)
10	•39-28-1103	•39-28-8100	•39-29-0103	•39-29-6108	22.20 (.870)	16.80 (.660)
12	•39-28-1123	•39-28-8120	•39-29-0123	•39-29-6128	26.40 (1.040)	21.00 (.830)
14	•39-28-1143	•39-28-8140	•39-29-0143	•39-29-6148	30.60 (1.200)	25.20 (.990)
16	•39-28-1163	•39-28-8160	•39-29-0163	•39-29-6168	34.80 (1.370)	29.40 (1.160)
18	•39-28-1183	•39-28-8180	•39-29-0183	•39-29-6188	39.00 (1.540)	33.60 (1.320)
20	•39-28-1203	•39-28-8200	•39-29-0203	•39-29-6208	43.20 (1.700)	37.80 (1.490)
22	•39-28-1223	•39-28-8220	•39-29-0223	•39-29-6228	47.40 (1.870)	42.00 (1.650)
24	•39-28-1243	•39-28-8240	•39-29-0243	•39-29-6248	51.60 (2.030)	46.20 (1.820)