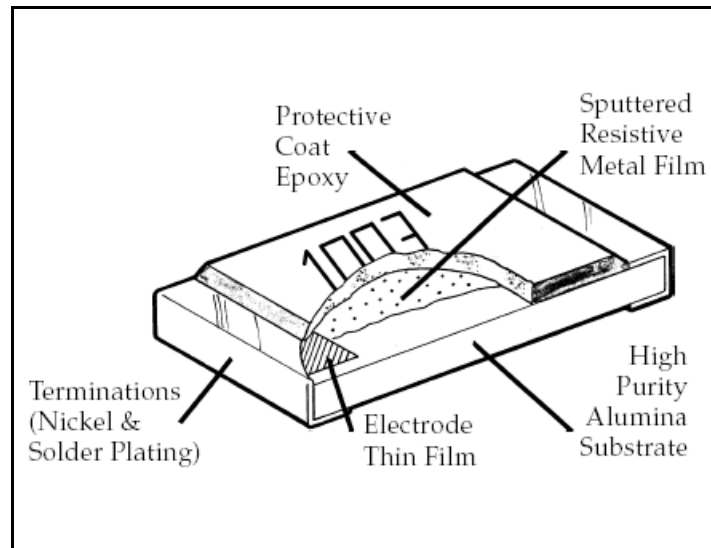


## TYPE RN73 SERIES

9<sup>th</sup> August 2004  
ISSUE 13

## High Precision Resistors (SMD)

**TYPE RN73 SERIES**

The RN73 series is a high stability precision chip resistor range offering various power dissipations relating to chip size, TCR's down to 5ppm/°C and resistance tolerances to 0.1%. The resistor is produced with three sputtered layers giving optimum performance. Values are restricted to the E96 and E24 value grids. The RN73 has accurate and uniform physical dimensions to facilitate placement.

**KEY FEATURES**

- High Precision - TCR 5ppm/°C and 1-10ppm/°C
- Tolerance of 0.1%
- Thin Film (Nichrome)
- Choice of Packages (0805 STD)
- Stable High Frequency Performance
- 100V DC Operating Voltage
- Temperature Range -55°C to +125°C

**STOCKISTS:**

This product is stocked by RS and Farnell.

TYPE RN73 SERIES

9<sup>th</sup> August 2004  
ISSUE 13

ELECTRICAL

	0402 (1E)	0603 (1J)	0805 (2A)	1206 (2B)
Rated Power	0.063W	0.063W	0.1W	0.125W
Maximum working voltage	25V	50V	100V	150V
Maximum overload voltage	50V	100V	200V	300V
Working temperature range	-55°C ~ +125°C			
Rated ambient temperature	70°C			

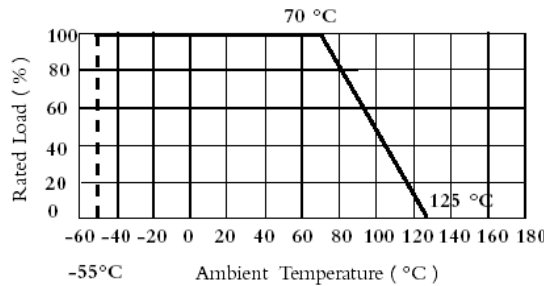
RESISTANCE VALUE RANGE

Package Size	Code	(ppm/°C)	E-24, E-96 series
0402	1E	C (± 10)	47R – 100K
0603	1J	C (± 10)	10R – 270K
0805	2A	A (± 5)	10R - 150K
0805	2A	C (± 10)	5R11 - 470K
1206	2B	A (± 5)	5R11 - 470K
1206	2B	C (± 10)	5R11 - 470K

Please Note:

Tolerances greater than 0.1% previously supplied under the RN73 Series, are now branded CPF. Please request the CPF Series datasheet.  
TCR's greater than 10ppm previously supplied under the RN73 Series, are now branded CPF. Please request the CPF Series datasheet.

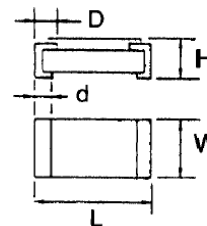
POWER DERATING CURVE



For temperatures in excess of 70°C the load shall be derated in accordance with the following figure.

DIMENSIONS

Type	L ± 0.2	W ± 0.2	D	d ± 0.2 0.1	H ± 0.1
RN73 1E	1.0	0.5	0.2	0.2	0.35
RN73 1J	1.6	0.8	0.3 ± 0.2	0.3	0.4
RN73A*	2.0	1.25	0.4 ± 0.2	0.3	0.5
RN73B	3.2	1.6	0.5 ± 0.3	0.4	0.6



See Table

HOW TO ORDER

RN73	C	2A	100K	B	TDF
COMMON PART	TEMP. COEFFICIENT OF RESISTANCE	CHIP SIZE	RESISTANCE VALUE	TOLERANCE	PACK QTY
RN73 – Series Part Number	A - ±5ppm C - ±10ppm	1E – 0402 1J – 0603 2A – 0805 2B - 1206	100 ohm (100 ohms) 100R 1K ohm (1000 ohms) 1K0 100K ohm (100,000 ohms) 100K	B - ±0.1%	TG – Cut Tape Lengths (1J/2A Only) TDF – 1000 Piece Reel TG – 5000 Piece Reel

\* Preferred - Stocked Item

This publication is issued to provide outline information only and (unless specifically agreed to the contrary by the Company in writing) is not to form part of any order or be regarded as a representation relating to the products or service concerned. We reserve the right to alter without notice the specification, design, price or conditions of supply of any product or service. Whilst Tyco Electronics Components products are of the very highest quality and reliability, all electronic components can occasionally be subject to failure. Where failure of a Tyco Electronics Components product could result in life threatening consequences, then the circuit and application must be discussed with the Company. Such areas might include ECG, respiratory and other medical and nuclear applications and any non fail-safe applications circuit.