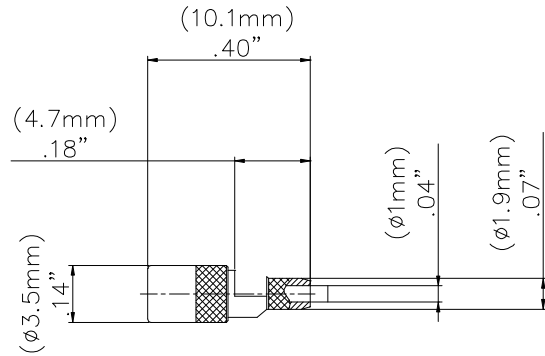


**Model 73030  
MMCX JACK STRAIGHT CRIMP, RG178**



Model 73030 MMCX JACK STRAIGHT CRIMP, RG178

Snap-on coupling and micro-miniature size for fast connect and disconnect where space is limited

**Features**

- DC - 4 GHz bandwidth.
- 50% smaller than MCX connectors.
- Connectors allow rotation of 360° for layout flexibility.
- Non-slotted contact design for low RF leakage.
- Meets CECC 22340.
- Perfect for applications where space, weight, performance and ease of assembly are required.

**Materials**

- Body is machined brass with gold plating.
- Center contacts – Plug is gold plated Phosphor bronze and Jack is gold plated beryllium copper.
- High quality PTFE insulators.
- Crimp Ferrules are gold or nickel plated copper.

**Ordering Information**

Model: 73030  
Description: MMCX JACK STRAIGHT CRIMP, RG178

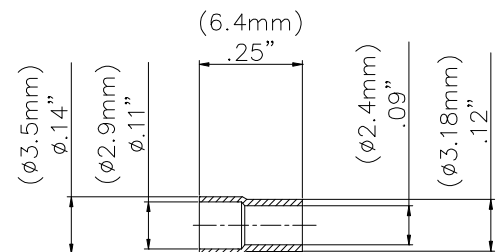
**USA:** Sales: 800-490-2361  
Technical Support: [technicalsupport@pomonatest.com](mailto:technicalsupport@pomonatest.com)  
Fax: 425-446-5844

**Europe:** 31-(0) 40 2675 150 **International:** 425-446-5500

**Where to Buy:** [www.pomonaelectronics.com](http://www.pomonaelectronics.com)

**Specifications**

Impedance	50 $\Omega$
Frequency Range	DC - 4 GHz
Working Voltage	170 Vrms max.
Dielectric Withstanding Voltage	750 Vrms
VSWR	1.3 max
Center / Outer contact resistance	10 / 5 m $\Omega$
Number of insertions	500 cycles minimum
Insulation resistance	1,000 M $\Omega$
Temperature Range	-65° C to 165° C, -85° F to 329° F



All dimensions are in inches. Tolerances (except noted): .xx =  $\pm .02"$  (.51 mm), .xxx =  $\pm .005"$  (.127 mm). All specifications are to the latest revisions. Specifications are subject to change without notice. Registered trademarks are the property of their respective companies.  
D2003384 REV 001

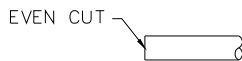
**Model 73030  
MMCX JACK STRAIGHT CRIMP, RG178**

**Cable Types and Crimp Die Information**

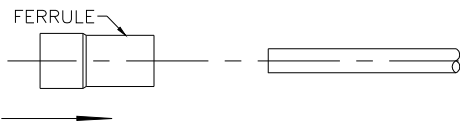
Connector Model #	Cable Groups	Crimp Die Cavity Size for Outer Ferrule
73030	RG178	.105 (2.67)

**Cable Assembly Instructions**

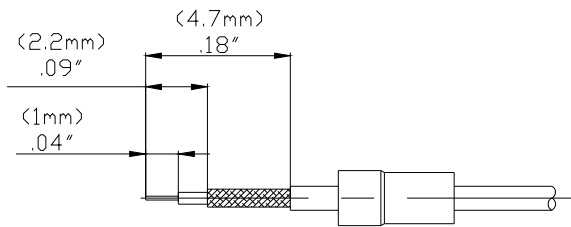
1. CUT CABLE END EVENLY AND PERPENDICULAR



2. SLIDE OUTER FERRULE OVER CABLE END.

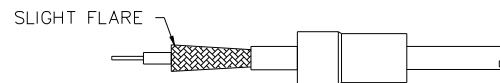


3. STRIP CABLE JACKET, BRAID, AND DIELECTRIC TO SPECIFICATION LENGTHS.

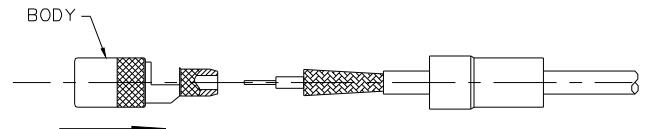


RECOMMENDED STRIP LENGTHS

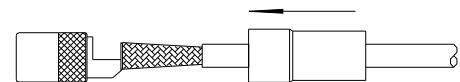
4. FLARE BRAID END SLIGHTLY.



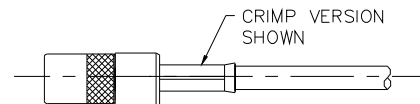
5. SLIDE CONNECTOR BODY OVER CENTER CONDUCTOR.



6. SLIDE OUTER FERRULE OVER BRAID AND UP AGAINST BODY ASSEMBLY.



7. CRIMP OUTER FERRULE WITH APPROPRIATE CRIMP TOOL.



**USA:** Sales: 800-490-2361  
 Technical Support: [technicalsupport@pomonatest.com](mailto:technicalsupport@pomonatest.com)  
 Fax: 425-446-5844  
**Europe:** 31-(0) 40 2675 150 **International:** 425-446-5500  
**Where to Buy:** [www.pomonaelectronics.com](http://www.pomonaelectronics.com)

All dimensions are in inches. Tolerances (except noted): .xx = ±.02" (.51 mm), .xxx = ±.005" (.127 mm). All specifications are to the latest revisions. Specifications are subject to change without notice. Registered trademarks are the property of their respective companies.  
 D2003384 REV 001