

RoHS  **BLF Series** Laminated Body Fast-acting Midget / 5AG Size Fuse





### Description

Laminated tube BLF fuses offer safe and reliable protection at a low price for its size, type and features. They are suitable for control circuit and instrument protection in dry (little to no humidity) locations.



### Electrical Characteristics for Series

% of Ampere Rating	Ampere Rating	Opening Time
100%	0-30	Until temp stabilizes
135%	0-30	1 hours, Maximum
200%	0-30	2 minutes, Maximum

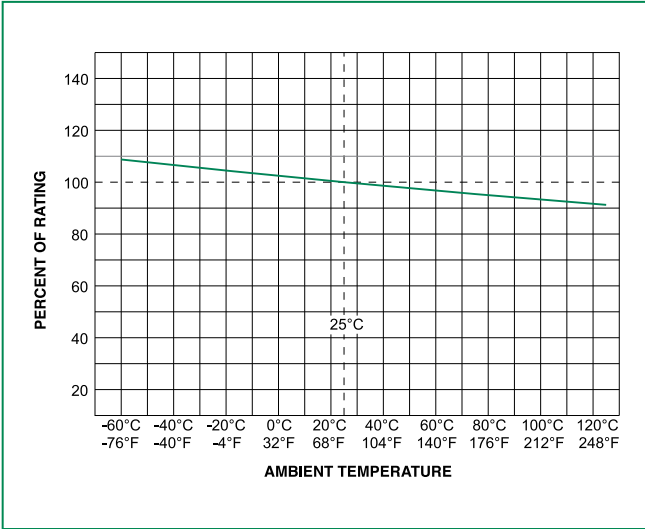
### Agency Approvals

Agency	Agency File Number	Ampere Range
	E10480	0.5A - 30A
	LR 29862	0.5A - 30A

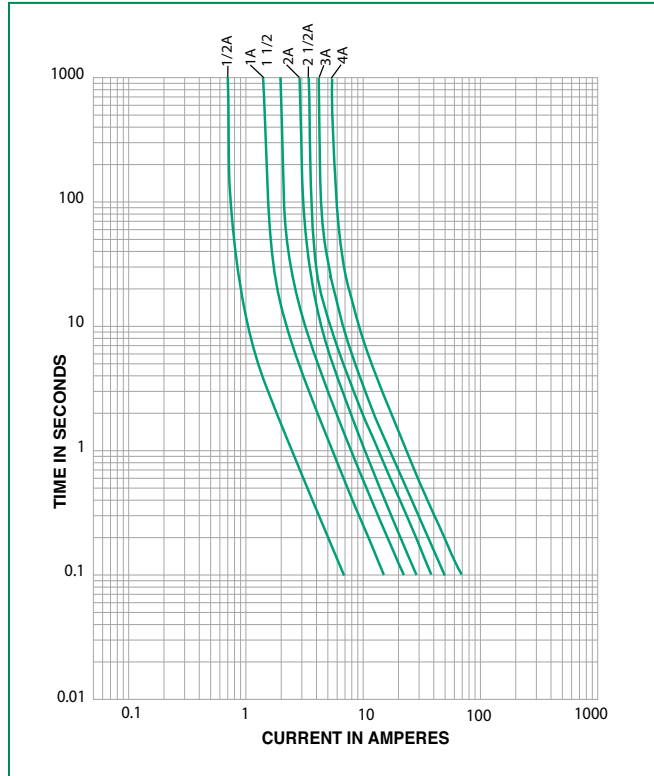
### Electrical Specifications by Item

Ordering Number	Amp Rating (A)	Max Voltage Rating (V)	Interrupting Rating	Nominal Cold Resistance (Ohms)	Agency Approvals	
						
<b>BLF .500</b>	.500	250	10,000 amperes at rated VAC.	1.57	x	x
<b>BLF 001</b>	1			.395	x	x
<b>BLF 01.5</b>	1.5			.2191	x	x
<b>BLF 002</b>	2			.125	x	x
<b>BLF 02.5</b>	2.5			.0946	x	x
<b>BLF 003</b>	3			.0696	x	x
<b>BLF 004</b>	4			.0432	x	x
<b>BLF 005</b>	5			.0413	x	x
<b>BLF 006</b>	6			.02842	x	x
<b>BLF 6.25</b>	6.25			.02741	x	x
<b>BLF 007</b>	7			.02282	x	x
<b>BLF 008</b>	8			.01664	x	x
<b>BLF 009</b>	9			.01364	x	x
<b>BLF 010</b>	10			.0117	x	x
<b>BLF 012</b>	12			.00920	x	x
<b>BLF 015</b>	15			.00920	x	x
<b>BLF 020</b>	20			125	.00528	x
<b>BLF 025</b>	25	.00378	x		x	
<b>BLF 030</b>	30	.00289	x		x	

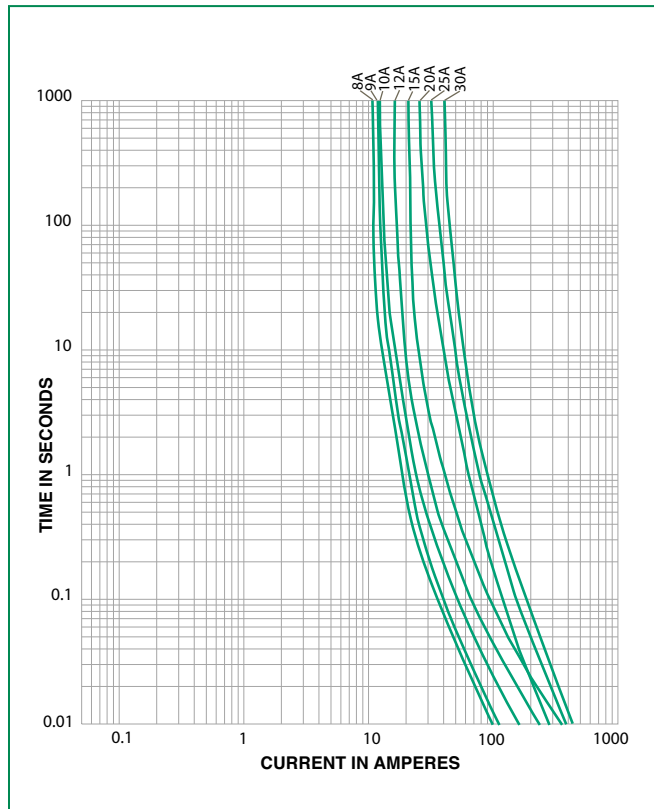
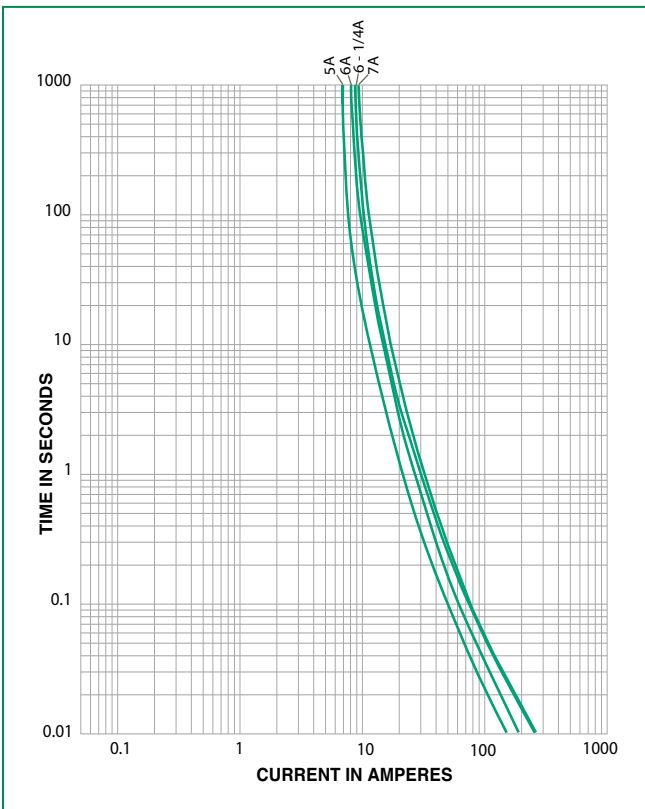
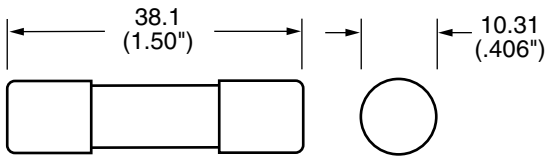
**Temperature Derating Curve**



**Average Time Current Curves**



**Dimensions**



RoHS **BLN Series** Fibre Body Fast-acting Midget / 5AG Size Fuse



### Description

Fibertube, 250 V BLN Fuses provide low-cost protection for military applications and control circuits.

### Electrical Characteristics for Series

% of Ampere Rating	Ampere Rating	Opening Time
100%	0-30	Until temp stabilizes
135%	0-30	1 hours, Maximum
200%	0-30	2 minutes, Maximum

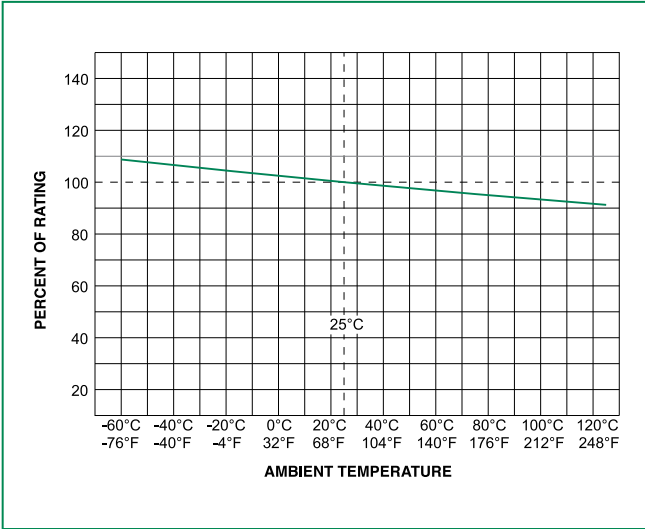
### Agency Approvals

Agency	Agency File Number	Ampere Range
	E10480	1.0 - 30A
	LR2 9862	1.0 - 30A
	NBK170305-E10480A-D	1.0 - 30A

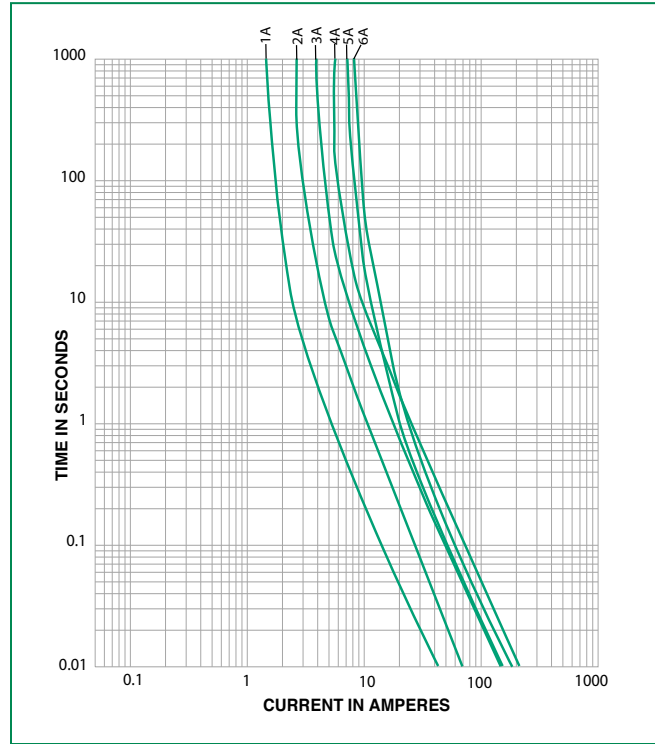
### Electrical Specifications by Item

Ordering Number	Amp Rating (A)	Max Voltage Rating (V)	Interrupting Rating	Nominal Cold Resistance (Ohms)	Agency Approvals		
<b>BLN 001</b>	1	250	10,000 amperes at 250 VAC.	.395	x	x	x
<b>BLN 01.5</b>	1.5			.222	x	x	x
<b>BLN 002</b>	2			.125	x	x	x
<b>BLN 003</b>	3			.0645	x	x	x
<b>BLN 004</b>	4			.0432	x	x	x
<b>BLN 005</b>	5			.0413	x	x	x
<b>BLN 006.</b>	6			.0284	x	x	x
<b>BLN 008</b>	8			.0166	x	x	x
<b>BLN 010</b>	10			.011	x	x	x
<b>BLN 012</b>	12			.00920	x	x	x
<b>BLN 015</b>	15			.00684	x	x	x
<b>BLN 020</b>	20			.0036	x	x	x
<b>BLN 025</b>	25			.00360	x	x	x
<b>BLN 030</b>	30			.00270	x	x	x

Temperature Derating Curve



Average Time Current Curves



Dimensions

