

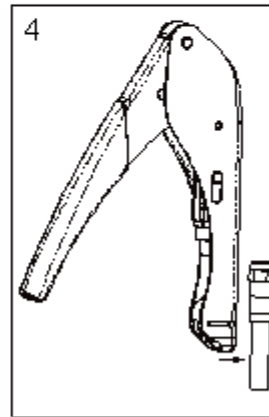
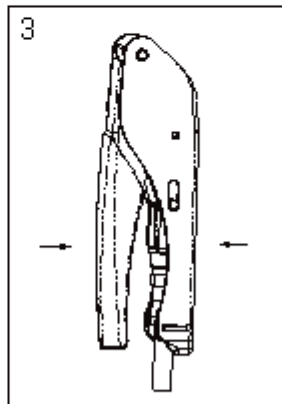
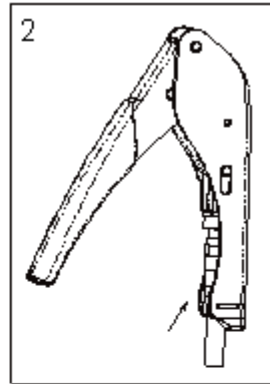
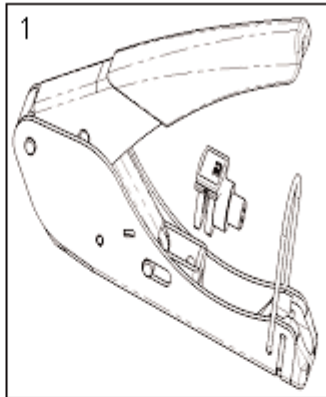
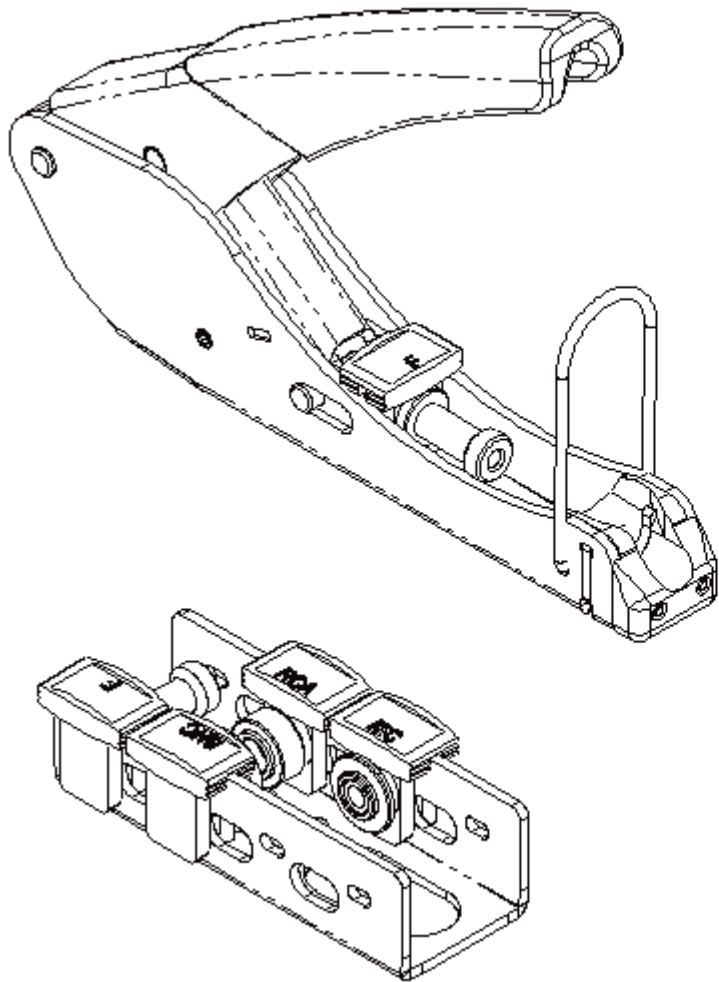


PART NO.

HT-H518E2AU

REVISIONS

ECN #	REV	DESCRIPTION	DRAWN	DATE	CHECKD	DATE	APPRVD	DATE
-	A	RELEASED	Babu	25/2/08	Suresh	25/2/08	G. C	10/3/08



Crimping Procedure:

1. Insert the correct plunger into the tool's holder and then insert the stripped cable into the Connector make sure the cable is inserted to the end.
2. Place connector with cable into the tool's holder.
3. Squeeze handles.
4. Remove the crimped connector from the tool.

This data sheet and its contents (the "Information") belong to the Premier Farnell Group (the "Group") or are licensed to it. No licence is granted for the use of it other than for information purposes in connection with the products to which it relates. No licence of any intellectual property rights is granted. The Information is subject to change without notice and replaces all data sheets previously supplied. The Information supplied is believed to be accurate but the Group assumes no responsibility for its accuracy or completeness, any error in or omission from it or for any use made of it. Users of this data sheet should check for themselves the Information and the suitability of the products for their purpose and not make any assumptions based on information included or omitted. Liability for loss or damage resulting from any reliance on the Information or use of it (including liability resulting from negligence or where the Group was aware of the possibility of such loss or damage arising) is excluded. This will not operate to limit or restrict the Group's liability for death or personal injury resulting from its negligence. SPC MULTICOMP is the registered trademark of the Group. © Premier Farnell plc 2008.

TOLERANCES:

UNLESS OTHERWISE SPECIFIED, DIMENSIONS ARE FOR REFERENCE PURPOSES ONLY.

DRAWN BY:	DATE:
Babu	25/02/08
CHECKED BY:	DATE:
Suresh	25/02/08
APPROVED BY:	DATE:
G.Cook	10/03/08

DRAWING TITLE:

RF Compression Crimp Tool

SIZE A	DWG NO. M10000803	ELECTRONIC FILE HT-H518E2AU_DWG	REV A
SCALE: NTS		U.O.M.:	SHEET: 1 OF 2

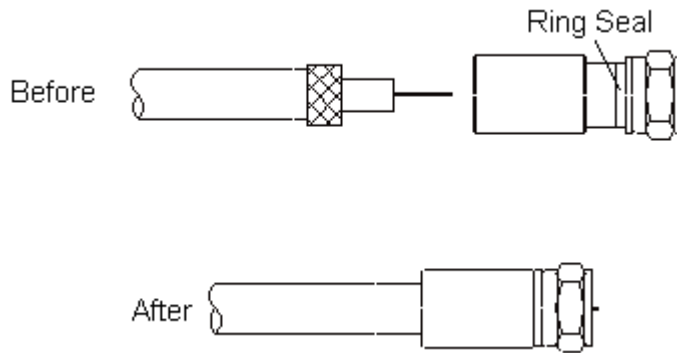


PART NO.

HT-H518E2AU

REVISIONS

ECN #	REV	DESCRIPTION	DRAWN	DATE	CHECKD	DATE	APPRVD	DATE
-	A	RELEASED	Babu	25/2/08	Suresh	25/2/08	G. C	10/3/08



Specifications:

Material : Middle Carbon Steel.
 Finish : Chrome-Plated
 Length : 5.63 inches (142.90 ±3mm)
 Weight : 274g
 Function: Crimping F, BNC, RCA & IEC Connectors for RG59, RG6.

Part Number Table

Description	Part Number
Compression Crimp Tool	HT-H518E2AU

<http://www.farnell.com>
<http://www.newark.com>
<http://www.cpc.co.uk>

This data sheet and its contents (the "Information") belong to the Premier Farnell Group (the "Group") or are licensed to it. No licence is granted for the use of it other than for information purposes in connection with the products to which it relates. No licence of any intellectual property rights is granted. The Information is subject to change without notice and replaces all data sheets previously supplied. The Information supplied is believed to be accurate but the Group assumes no responsibility for its accuracy or completeness, any error in or omission from it or for any use made of it. Users of this data sheet should check for themselves the Information and the suitability of the products for their purpose and not make any assumptions based on information included or omitted. Liability for loss or damage resulting from any reliance on the Information or use of it (including liability resulting from negligence or where the Group was aware of the possibility of such loss or damage arising) is excluded. This will not operate to limit or restrict the Group's liability for death or personal injury resulting from its negligence. SPC MULTICOMP is the registered trademark of the Group. © Premier Farnell plc 2008.

**TOLERANCES:
 UNLESS OTHERWISE SPECIFIED, DIMENSIONS ARE FOR REFERENCE PURPOSES ONLY.**

DRAWN BY:	DATE:
Babu	25/02/08
CHECKED BY:	DATE:
Suresh	25/02/08
APPROVED BY:	DATE:
G.Cook	10/03/08

DRAWING TITLE:			
RF Compression Crimp Tool			
SIZE	DWG NO.	ELECTRONIC FILE	REV
A	M10000803	HT-H518E2AU_DWG	A
SCALE: NTS		U.O.M.:	SHEET: 2 OF 2