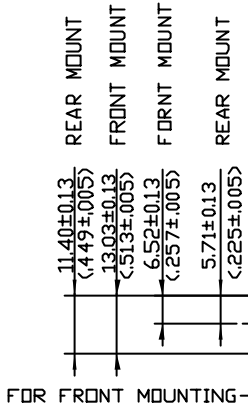
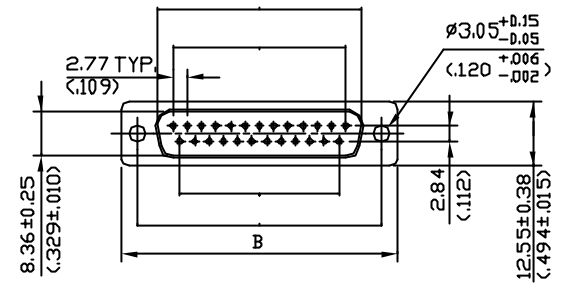
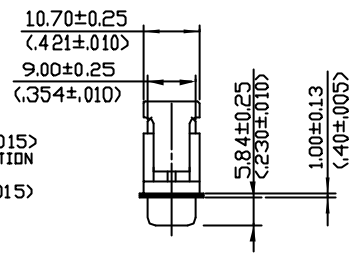
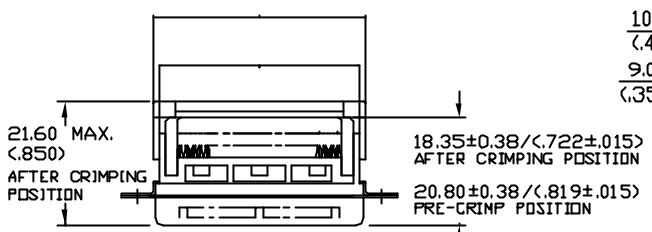


REV	ZONE	LTR	DESCRIPTION	DATE	REVISER	APPD
-----	------	-----	-------------	------	---------	------

A  
B  
C  
D  
E  
F



RECOMMENDED PANEL CUTOUT DIMENSIONS

SPECIFICATION :  
 .CURRENT RATING : 1 AMP.  
 .INSULATION RESISTANCE : 1000 MΩ MIN. (AT 500 V DC)  
 .DIELECTRIC WITHSTANDING VOLTAGE : AC 500 V MIN. (FOR 1 MINUTE)  
 .OPERATING TEMPERATURE : -55°C TO 105°C  
 .CONTACT RESISTANCE : 15mΩ MAX.  
 .INSULATOR MATERIAL : PBT WITH GLASS-FIBER REINFORCED UL 94V-0  
 .CONTACT MATERIAL : BRASS  
 .CONTACT PLATING : GOLD OVER NICKEL  
 .WIRE SIZE : AWG 26 & 28 STRANDED , 1.27mm CONDUCTOR CENTRE FLAT CABLE

8FSM37P	37	63.50(.2500)	69.40(.2732)	49.86/(1.963)	47.09/(1.854)	54.60/(2.150)	57.10/(2.248)
8FSM25P	25	47.04(.1852)	53.09(.2090)	33.24/(1.309)	30.47/(1.200)	38.14/(1.502)	40.90/(1.610)
8FSM15P	15	33.32(.1312)	39.10(.1539)	19.39/(.763)	16.62/(.654)	24.00/(.945)	26.60/(1.047)
8FSM09P	9	24.99(.984)	30.80(.1212)	11.08/(.436)	8.31/(.327)	16.10/(.634)	18.60/(.732)
CATALOG NO.	NO. OF POSITIONS	±0.13 A (±.005)	±0.25 B (±.010)	±0.13 C (±.005)	±0.13 D (±.005)	±0.25 E (±.010)	±0.25 F (±.010)

55.45/(2.183)	59.08/(2.326)	60.73/(2.391)
38.96/(1.534)	42.52/(1.674)	44.27/(1.743)
23.25/(.994)	29.80/(1.194)	30.53/(1.202)
16.92/(.666)	20.47/(.806)	22.20/(.874)
G ±0.25 (±.010)	I±0.13/(.005) REAR MOUNTING	I±0.13/(.005) FRONT MOUNTING

8F SM 25 P - 3 Q N 1 - C  
 (1) (2) (3) (4) (5) (6) (7) (8) (9)

- SERIES  
 .8F D-SUB I.D.C. CONNECTOR
- HOUSING CONSTRUCTION TYPES  
 .SP - STANDARD THROUGH HOLES (ALL PLASTIC TYPE)  
 .TP - WITH 4#-40UNC THREADED INSERT (ALL PLASTIC TYPE)  
 .SM - STANDARD THROUGH HOLES (WITH METAL SHELL)  
 .TM - WITH 4#-40UNC THREADED INSERT (WITH METAL SHELL)  
 .MP - WITH M3x0.5 THREADED INSERT (ALL PLASTIC TYPE)  
 .MM - WITH M3x0.5 THREADED INSERT (WITH METAL SHELL)
- NUMBER OF CONTACTS  
 .09 - 9 POSITIONS  
 .15 - 15 POSITIONS  
 .25 - 25 POSITIONS  
 .37 - 37 POSITIONS
- CONTACT TYPE  
 .P - PLUG (MALE)  
 .S - SOCKET (FEMALE)
- COLOR CODES  
 .1 - BLUE  
 .2 - GRAY  
 .3 - BLACK
- CONTACT FINISH  
 .0 - SELECTED GOLD FLASH OVER 30u" NICKEL  
 .2 - 15u" SELECTED GOLD OVER 50u" NICKEL  
 .3 - 30u" SELECTED GOLD OVER 50u" NICKEL
- STRAIN RELIEF  
 .N - WITHOUT STRAIN RELIEF  
 .S - STAINLESS STEEL STRAIN RELIEF  
 .P - PLASTIC STRAIN RELIEF
- METAL SHELL FINISH  
 .0 - WITHOUT METAL SHELL (ALL PLASTIC TYPE)  
 .1 - TIN PLATED SHELL (WITH GROUNDING INDENTS)  
 .2 - YELLOW CHROMATE OVER ZINC SHELL (WITHOUT GROUNDING INDENTS)  
 .3 - YELLOW CHROMATE OVER ZINC SHELL (WITH GROUNDING INDENTS)  
 .4 - TIN PLATED SHELL (WITHOUT GROUNDING INDENTS)
- CUSTOMER  
 .C - INLAND

MATERIAL		TOLERANCE UNSPECIFIED		P/N	
FINISH		±			
		± 0.25			
DRAWN 陳朱冠 1/09-'90		±		SCALE 1:1	
		±		UNIT mm	
		ANGLE ± 1°		NAME 8FSMXXP SERIES IDC D-SUB MALE CONNECTOR WITH METAL SHELL (E-00775)	
CHECKED Peter 7/19'01		DESIGNER		SHEET 1/1	
APPROVED James 7/19'01		DRAWING NO. R-S108F-4		REV 2	