

E

D

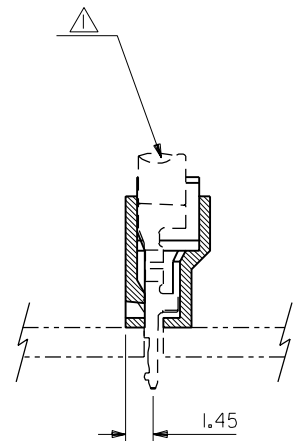
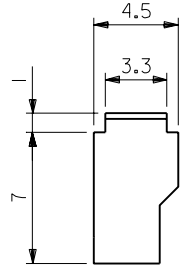
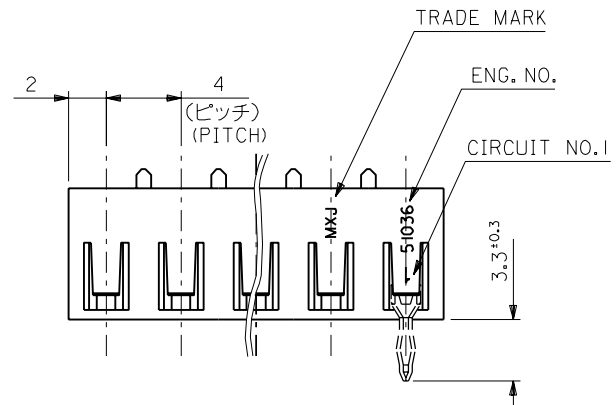
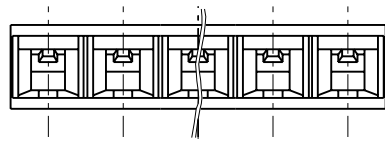
C

B

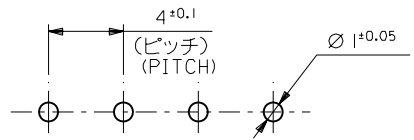
A

DIMENSIONS IN METRIC DO NOT SCALE DRAWING

8 7 6 5 4 3 2 1



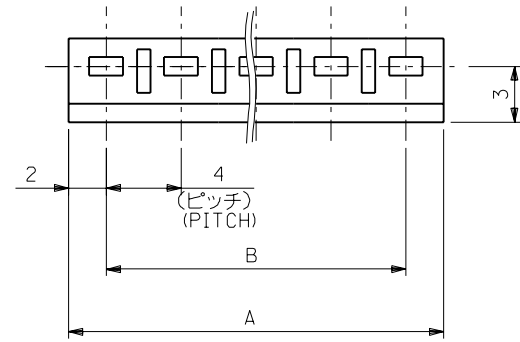
(公差非累積)
(NON-ACCUMULATIVE)



基板取付穴推奨寸法基板厚: 1.6mm)
RECOMMENDED PC BOARD
HOLE DIMENSION
(THICKNESS: 1.6mm)

注記
NOTE

△適合ターミナル: 50098-8*00
APPLICABLE TERMINAL: 50098-8*00



56	60	51036-1500	15
52	56	↑ 1400	14
48	52	1300	13
44	48	1200	12
40	44	1100	11
36	40	1000	10
32	36	0900	9
28	32	0800	8
24	28	0700	7
20	24	0600	6
16	20	0500	5
12	16	0400	4
8	12	↓ 0300	3
4	8	51036-0200	2
B	A	ENG.NO.	梱 装 数

材料 MATERIAL		NYLON66,UL94V-0	
仕上げ FINISH		//	
適用電線範囲 WIRE RANGE		AWG#22-18,AV-0.5-0.85 AVS-0.3-0.85	
被覆外径 INS. RANGE		φ1.8~2.6	
DRAWN BY %/06/30		CHK'D BY %/06/30	
K.SANO		M.SAKANO	
APP'D BY %/06/30		尺 度 SCALE	
M.ENOMOTO		4:1	

molex MOLEX-JAPAN CO.,LTD. 日本モレックス株式会社	
REVISE ONLY ON CAD SYSTEM	
TITLE 名称 4.0 BOARD IN CONN. HOUSING	
DWG. NO. SD-5 1036-**-00	REV E

角度 ANGLE	±3°
30以上 OVER	+0.3
10以上 30未満 UNDER	+0.25
10未満 UNDER	+0.2
一般公差 GENERAL TOLERANCES	

記号 LTR	変更内容 REVISION RECORD	DR. CHK.	日付 DATE
E	REDRAWN	K.S. M.S.	%/06/30

8 7 6 5 4 3 2 1

51036.S21