

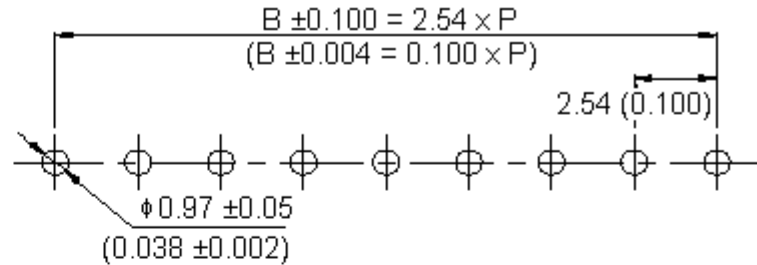
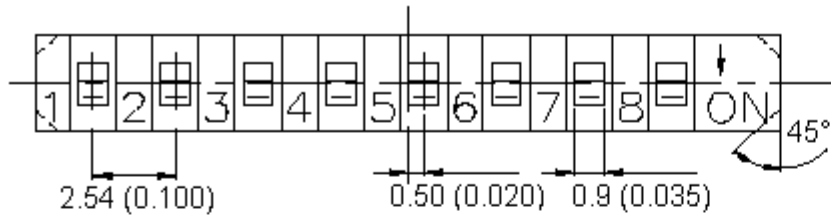


PART NO.

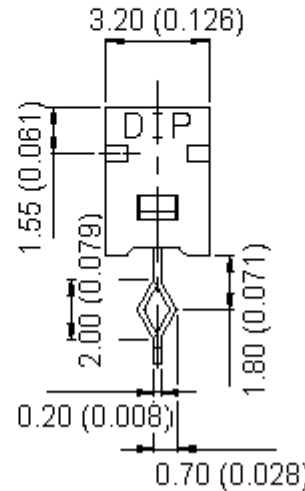
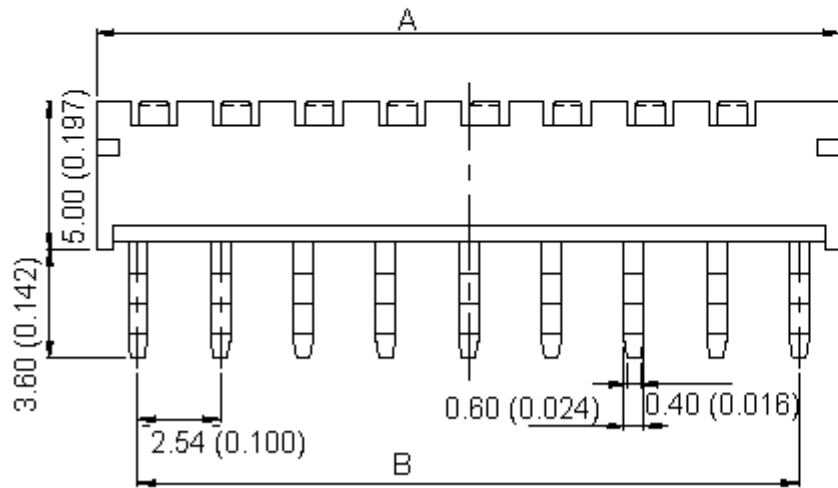
SIP Series

REVISIONS

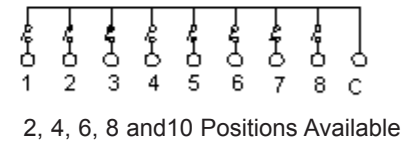
ECN #	REV	DESCRIPTION	DRAWN	DATE	CHECKD	DATE	APPRVD	DATE
-	A	RELEASED	Siva	07/3/08	Suresh	07/3/08	G. C	21/3/08



PCB Layout



Schematic (Typical)



Dimensions : Millimetres (Inches)

This data sheet and its contents (the "Information") belong to the Premier Farnell Group (the "Group") or are licensed to it. No licence is granted for the use of it other than for information purposes in connection with the products to which it relates. No licence of any intellectual property rights is granted. The Information is subject to change without notice and replaces all data sheets previously supplied. The Information supplied is believed to be accurate but the Group assumes no responsibility for its accuracy or completeness, any error in or omission from it or for any use made of it. Users of this data sheet should check for themselves the Information and the suitability of the products for their purpose and not make any assumptions based on information included or omitted. Liability for loss or damage resulting from any reliance on the Information or use of it (including liability resulting from negligence or where the Group was aware of the possibility of such loss or damage arising) is excluded. This will not operate to limit or restrict the Group's liability for death or personal injury resulting from its negligence. SPC MULTICOMP is the registered trademark of the Group. © Premier Farnell plc 2008.

TOLERANCES:
UNLESS OTHERWISE SPECIFIED, DIMENSIONS ARE FOR REFERENCE PURPOSES ONLY.

DRAWN BY:	DATE:
Siva	07/03/08
CHECKED BY:	DATE:
Suresh	07/03/08
APPROVED BY:	DATE:
G.Cook	21/03/08

DRAWING TITLE:			
Single In Line Switches - Straight Terminals			
SIZE	DWG NO.	ELECTRONIC FILE	REV
A	M10000823	SIP-V (SIP-T)_DWG	A
SCALE: NTS		U.O.M.: mm (Inches)	SHEET: 1 OF 3



PART NO.

SIP Series

REVISIONS

ECN #	REV	DESCRIPTION	DRAWN	DATE	CHECKD	DATE	APPRVD	DATE
-	A	RELEASED	Siva	07/3/08	Suresh	07/3/08	G. C	21/3/08

Specifications:

Mechanical:

Mechanical life : 500 cycles.
 Operating force : 800gf.
 Operating temperature : -30 to +80°C.
 Storage temperature : -30 to +80°C.

Electrical:

Electrical life : 500 cycles.
 Non-switching rating : 100mA, 50V dc.
 Switching rating : 10mA, 5V dc.
 Maximum contact resistance at 100mA current : 100mΩ at intial
 200mΩ after life test.
 Minimum insulation resistance : 100MΩ (500V dc).
 Dielectric strength : 300V ac/1 minute.
 Circuit : SPST.

Materials:

Cover : UL 94V-0 Nylon high temperature thermoplastic.
 Colour : Black.
 Base : UL 94V-0 PBT or nylon high temperature thermoplastic.
 Colour : Black.
 Actuator : UL 94V-0 Nylon thermoplastic.
 Colour : White.
 Contact : Alloy copper with gold plated.
 Terminal : Brass C2680-H with tin plated.

Soldering Process:

Wave soldering : Recommended solder temperature at 500°F(260°C) maximum 5 seconds.

Hand soldering : Use a soldering iron of 30 watts , controlled at 350°C approximately maximum 5 seconds while applying solder.

This data sheet and its contents (the "Information") belong to the Premier Farnell Group (the "Group") or are licensed to it. No licence is granted for the use of it other than for information purposes in connection with the products to which it relates. No licence of any intellectual property rights is granted. The Information is subject to change without notice and replaces all data sheets previously supplied. The Information supplied is believed to be accurate but the Group assumes no responsibility for its accuracy or completeness, any error in or omission from it or for any use made of it. Users of this data sheet should check for themselves the Information and the suitability of the products for their purpose and not make any assumptions based on information included or omitted. Liability for loss or damage resulting from any reliance on the Information or use of it (including liability resulting from negligence or where the Group was aware of the possibility of such loss or damage arising) is excluded. This will not operate to limit or restrict the Group's liability for death or personal injury resulting from its negligence. SPC MULTICOMP is the registered trademark of the Group. © Premier Farnell plc 2008.

TOLERANCES:

UNLESS OTHERWISE SPECIFIED, DIMENSIONS ARE FOR REFERENCE PURPOSES ONLY.

DRAWN BY:	DATE:
Siva	07/03/08
CHECKED BY:	DATE:
Suresh	07/03/08
APPROVED BY:	DATE:
G.Cook	21/03/08

DRAWING TITLE:

Single In Line Switches - Straight Terminals

SIZE A	DWG NO. M10000823	ELECTRONIC FILE SIP-V (SIP-T)_DWG	REV A
SCALE: NTS		U.O.M.: mm (Inches)	SHEET: 2 OF 3



PART NO.

SIP Series

REVISIONS

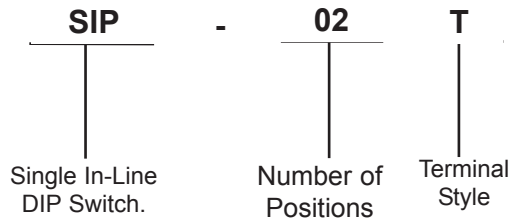
ECN #	REV	DESCRIPTION	DRAWN	DATE	CHECKD	DATE	APPRVD	DATE
-	A	RELEASED	Siva	07/3/08	Suresh	07/3/08	G. C	21/3/08

Specifications Table

Number of Positions	Dimensions (A)	Dimensions (B)	Part Number
2	7.62 (0.300)	5.08 (0.200)	SIP-02T
4	12.70 (0.500)	10.16 (0.400)	SIP-04T
10	27.94 (1.100)	25.40 (1.000)	SIP-10T

Dimensions: Millimetres (Inches)

Part Number Explanation



Number of Positions : 02 = 2 Positions.
 : 04 = 4 Positions.
 : 10 = 10 Positions.

Terminal Style : T = Straight.

<http://www.farnell.com>
<http://www.newark.com>
<http://www.cpc.co.uk>

This data sheet and its contents (the "Information") belong to the Premier Farnell Group (the "Group") or are licensed to it. No licence is granted for the use of it other than for information purposes in connection with the products to which it relates. No licence of any intellectual property rights is granted. The Information is subject to change without notice and replaces all data sheets previously supplied. The Information supplied is believed to be accurate but the Group assumes no responsibility for its accuracy or completeness, any error in or omission from it or for any use made of it. Users of this data sheet should check for themselves the Information and the suitability of the products for their purpose and not make any assumptions based on information included or omitted. Liability for loss or damage resulting from any reliance on the Information or use of it (including liability resulting from negligence or where the Group was aware of the possibility of such loss or damage arising) is excluded. This will not operate to limit or restrict the Group's liability for death or personal injury resulting from its negligence. SPC MULTICOMP is the registered trademark of the Group. © Premier Farnell plc 2008.

TOLERANCES:
UNLESS OTHERWISE SPECIFIED, DIMENSIONS ARE FOR REFERENCE PURPOSES ONLY.

DRAWN BY:	DATE:
Siva	07/03/08
CHECKED BY:	DATE:
Suresh	07/03/08
APPROVED BY:	DATE:
G.Cook	21/03/08

DRAWING TITLE:			
Single In Line Switches - Straight Terminals			
SIZE	DWG NO.	ELECTRONIC FILE	REV
A	M10000823	SIP-V (SIP-T)_DWG	A
SCALE: NTS		U.O.M.: mm (Inches)	SHEET: 3 OF 3