



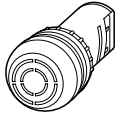
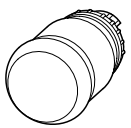
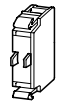

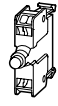





Control Circuit Devices

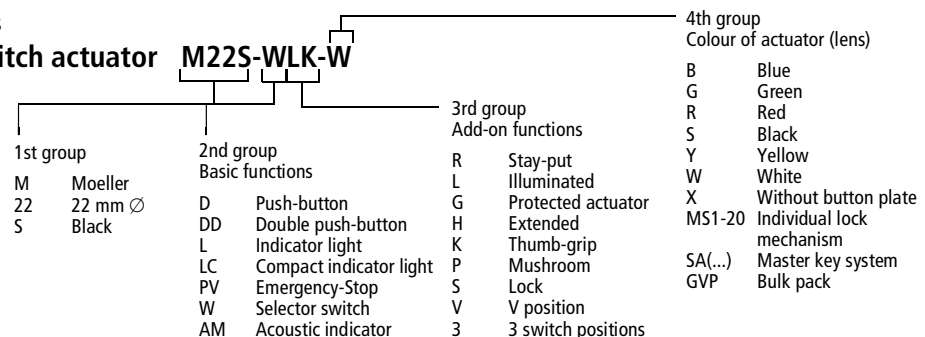
Overview

RMQ Titan®
Grid dimensions: 30 × 40/30 × 50 mm
Mounting diameter: 22.3 mm

	Page		Page
System overview	02/004	Illuminated selector switch actuators	02/023
		Two positions	02/023
Complete units for front mounting	02/006	Three positions	02/023
		Indicator light lens assemblies	02/020
Complete units for surface mounting	02/007		
		Acoustic indicator	02/020
Emergency-Stop actuators	02/011		
		Contact elements	02/024
Complete units for surface mounting	02/011	With screw terminals	02/024
Complete units for flush mounting	02/011	With Cage Clamp	02/024
Emergency-Stop actuators	02/011		
Push-button actuators	02/013	LED elements	02/025
		With screw terminals	02/025
Double actuators	02/010	With Cage Clamp	02/026
Mushroom actuators	02/015		
Selector switch actuators	02/017	Accessories	02/038
		Marking plates	02/027
Two positions	02/017	Button plates	02/028
Three positions	02/017	Flush mounting panels, shrouds	02/036
Key-operated actuators	02/018	Surface mounting enclosures	02/037
		Compact indicator lights	02/039
Two positions	02/018	Technical data	02/068
Three positions	02/018	Dimensions	02/073
For master key systems	02/019		
Illuminated push-button actuators	02/021		
			
Flush	02/021		
Extended	02/022		

Key to RMQ Titan type references

e.g. illuminated selector switch actuator















Control Circuit Devices

Overview

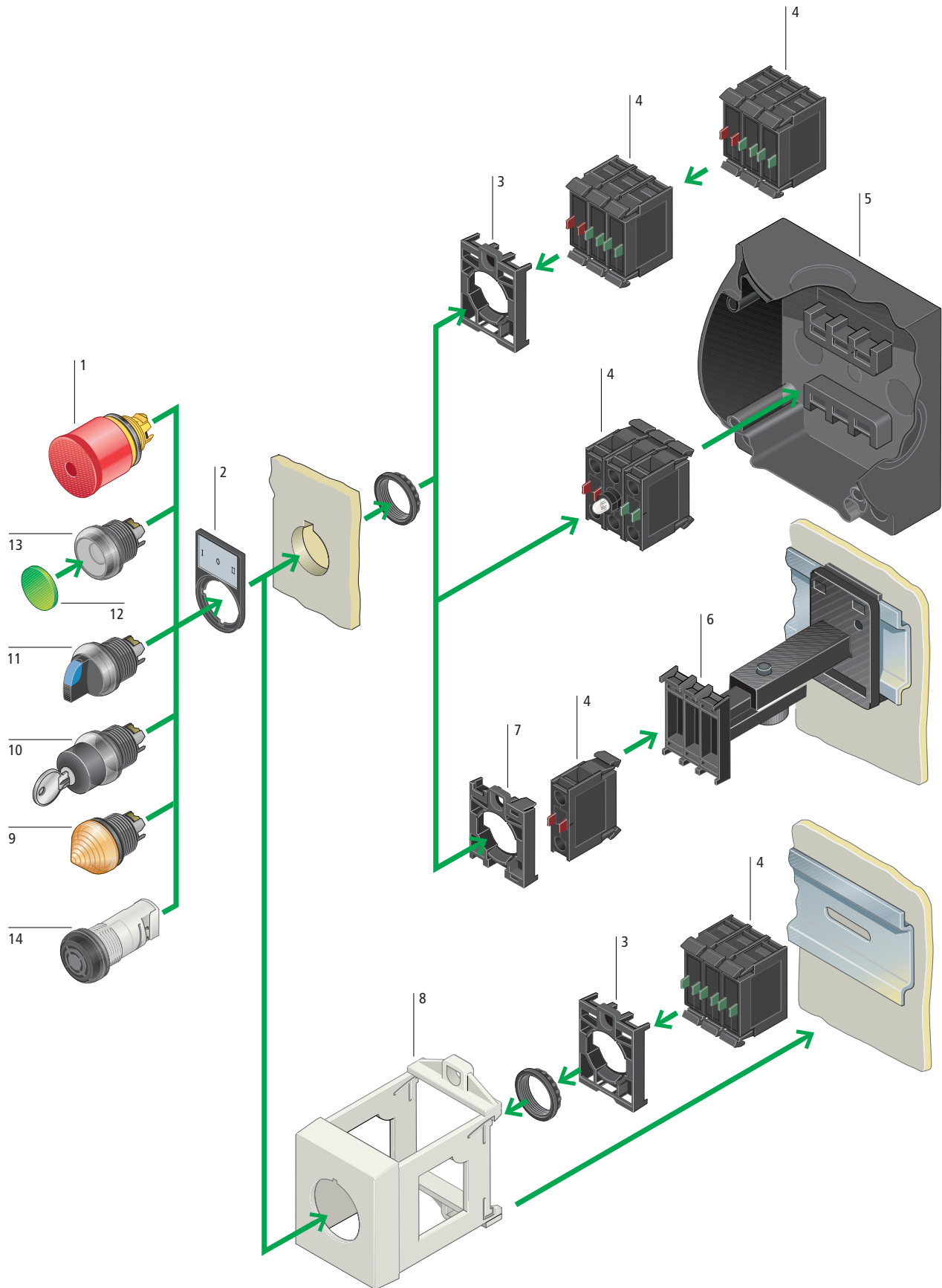
RMQ16
Grid dimensions: 18 × 18 mm/25 × 25 mm
Mounting diameter: 16.2 mm

SL ... signal towers

	Page
System overview	02/042
 Push-button actuators	02/044
Spring-return	02/044
Stay-put	02/044
 Illuminated push-button actuators	02/045
Spring-return	02/045
Stay-put	02/045
 Selector switch actuators	02/046
Two positions	02/046
Three positions	02/047
 Key-operated actuators	02/046
Two positions	02/046
Three positions	02/047
 Illuminated selector switch actuators	02/048
Two positions	02/048
Three positions	02/048
 Indicator lights	02/050
Flush	02/050
Conical	02/050
 Emergency-Stop	02/051
Emergency-Stop actuators	02/051
Emergency-Stop labels	02/051
 Contact elements	02/044
Break contacts	02/044
Make contacts	02/044
 Accessories	02/059
Marking plates	02/052
Flush mounting panels	02/058
Surface mounting enclosures	02/058
Technical data	02/070
Dimensions	02/078




	Page
System overview	02/062
 Complete units	02/064
 Modules	02/066
 Accessories	02/067
Technical data	02/072
Dimensions	02/081

RMQ Titan System Overview



RMQ Titan

System Overview










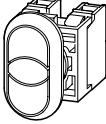











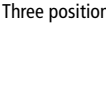


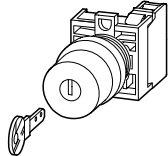

Emergency-Stop actuators 1	Enclosures 5	Selector switch actuators 11
Tamper proof to ISO 13 850/EN 418	Surface mounting enclosures IP66 up to 6 locations	Two or three positions
Can be secured by means of sealable shroud	Flush mounting panels IP54 up to 6 locations	With rotary head, thumb-grip
Additional plates with and without text	Shrouds IP40 for flush mounting panels	Programmable spring-return/stay-put function
  	→ Page 02/036	Illuminated selector switch actuators with transparent thumb-grip
German Trade Association approval applied for		Colours: white, green, red, yellow, blue
→ Page 02/011	Telescopic clip 6	→ Page 02/017
Label mounts 2	For adjusting the depth of rear mounting devices in CI enclosures, CI-K4 enclosures and panels	Button plates/button lenses 12
For insert plates	→ Page 02/038	Inscription using laser technology for push-button actuators and mushroom actuators
Colour: black	Centring adapter 7	Button lenses for illuminated push-button actuators and indicator lights, flush
Aluminium-coloured insert plates, with and without text, can be engraved	For centring actuators and indicators when using telescopic clip	With standard texts and symbols or non-standard inscription
→ Page 02/027	→ Page 02/038	→ Page 02/028
Fixing adapter 3	IVS top-hat rail adapter 8	Push-button actuators 13
For front fixing	For direct mounting onto top-hat rail to EN 50 022	Spring-return and stay-put
For contact and LED elements	→ Page 02/038	Flush and extended
→ Page 02/024	Indicator lights 9	With and without guard ring
Contact elements 4	Flush and conical versions	Mushroom actuators
Break contacts and make contacts	Colours: white, green, red, yellow, blue	Double actuators
Universal contacts suitable for use with electronic devices	→ Page 02/020	Colours: white, green, red, yellow, blue, black
Positive opening safety function to IEC/EN 60 947-5 -1	Key-operated actuators 10	Illuminated push-button actuators
→ Page 02/024	Two or three positions	Colours: white, green, red, yellow, blue
LED elements 4	Programmable spring-return/stay-put function and key withdrawal	→ Page 02/013
Voltage range:	Suitable for master key systems	Acoustic indicator 14
18 – 30 V AC/DC	→ Page 02/018	Degree of protection IP40, continuous tone, 18 – 30 V DC
85 – 264 V AC		→ Page 02/020
→ Page 02/025		

Product features

- Snap-fitting modular system
- Front ring titanium or black
- Mounting diameter: 22.3 mm
- Minimum grid dimension 30 × 40 mm
- Degree of protection IP66
- Up to 6 contacts per location
- Switching of different potentials
- Approved throughout the world

RMQ Titan














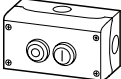


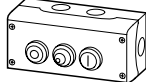

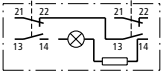
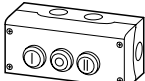

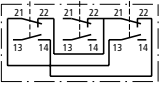
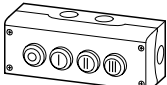

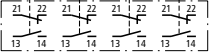
Complete Units for Front Mounting

		Button plate	Contacts ¹⁾ M = Make, B = Break, ⊕ = Positive opening safety function to IEC/EN 60 947-5-1		Front ring titanium		
					Type	Price	Std. pack
					Article no.	See Price List	
Push-buttons, IP67, IP69K							
Actuator flush 		1 M	–		M22-D-G-X1/K10 216512		5 off
		–	1 B ⊕		M22-D-R-X0/K01 216510		
		1 M	1 B ⊕		M22-D-G-X1/K11 216513		
		1 M	1 B ⊕		M22-D-R-X0/K11 216511		
Double push-buttons, IP66							
Cover plate black 		1 M	–		M22-DD-GR-X1/X0/K11 216506		5 off
		–	1 B ⊕				
With LED element lens white 85 – 264 V AC		1 M	–		M22-DDL-GR-X1/X0/K11/230-W 216509		5 off
		–	1 B ⊕				
Selector switches, black thumb-grip, IP66							
Stay-put/spring-return function can be changed using M22-XC-Y coding adapters							
Two positions, stay-put 		1 M	–		M22-WRK/K10 216518		5 off
			1 M	1 B ⊕			
Three positions, stay-put 		2 M	–	 	M22-WRK3/K20 216520		
Key-operated button, with 1 key, IP66							
Stay-put/spring-return function and key withdrawability can be changed using M22-XC... coding adapters							
Two positions, stay-put MS1 lock mechanism 		1 M	1 B ⊕		M22-WRS/K11 216517		5 off

Notes

¹⁾ Special versions can be supplied as complete units for orders of 50 or more.
Switch positions 0, I, II correspond to the position of the actuating element viewed from the front.

RMQ Titan
Complete Units for Surface Mounting, IP66

		Number of locations	Contacts ¹⁾ M = Make, B = Break, ⊕ = Positive opening safety function to IEC/EN 60 947-5-1	Colour ²⁾ enclosure top	Front ring titanium Type Article no.	Price See Price List	Std. pack
Push-buttons							
Actuator flush							
	1	1 M 1 B ⊕	 	Grey	M22-D-G-X1/KC11/I 216522		1 off
	1	1 M 1 B ⊕	 	Grey	M22-D-R-X0/KC11/I 216521		1 off
Emergency-Stop key-release mushroom button²⁾							
With 1 key MS1 lock mechanism							
	1	1 M 1 B ⊕	 	Yellow	M22-PVS/KC11/IY 216523		1 off
Key-operated buttons							
Stay-put/spring-return function and key withdrawability can be changed using M22-XC... coding adapters With 1 key							
2 positions, stay-put MS1 lock mechanism							
	1	1 M 1 B ⊕		Grey	M22-WRS/KC11/I 216526		1 off
Enclosures							
With contact elements Without actuator							
	1	1 M 1 B ⊕		Grey	M22-I1-M1 216527		1 off
	1	1 M 1 B ⊕		Yellow	M22-I1Y-M1 216528		1 off
Two-way push-button station							
	2	2 M 2 B ⊕	 	Grey	M22-I2-M1 216529		2 off
Two-way push-button station							
With indicator light LED element 85 – 264 V AC							
	2	2 M 2 B ⊕	 	Grey	M22-I3-M2 216533		1 off
Three-way push-button station							
	3	3 M 3 B ⊕	 	Grey	M22-I3-M1 216532		1 off
Four-way push-button station							
	4	4 M 4 B ⊕	 	Grey	M22-I4-M1 216534		1 off

Notes

- 1) Special versions can be supplied as complete units for orders of 50 or more.
Switch positions 0, I, II correspond to the position of the actuating element viewed from the front.
- 2) Grey = RAL 7035
Yellow = RAL 1004

RMQ Titan

Complete Units for Surface Mounting

Contacts
 M = Make, B = Break,
 ⊕ = Positive opening safety function to
 IEC/EN 60 947-5-1

Colour of
 mushroom
 head,
 indicator
 light

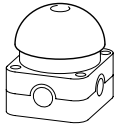
Type
 Article no.

Price
 See Price
 List


Std.
 pack

Foot and palm switches, IP67, 69K

Enclosure base, black (RAL 9005)
 Enclosure top, light grey (RAL 7035)



Spring-return



Totally insulated

1 M -



FAK-SW/KC10/I
 030722

1 off

1 M 1 B ⊕



FAK-SW/KC11/I
 030723

- 2 B ⊕



FAK-RT/KC02/I
 030724

1 M 1 B ⊕



FAK-RT/KC11/I
 032965

1 M 2 B ⊕



FAK-RT/KC12/I
 030725

1 M 1 B ⊕



FAK-GE/KC11/I
 032710

Stay-put
 Pull to release

1 M 1 B ⊕



FAK-GE/V/KC11/I
 032706

Indicator lights, conical, BA 9s

For filament bulbs, neon bulbs and LEDs up to 2.4 W
 → Page 02/040



L-R
 208689

1 off

L-W
 208692

L-G
 208690

L-Y
 208691

PG 13.5 cable gland, IP68, 69K











With integral strain relief to VDE 0619
 External cable diameter 6 – 12 mm



STBZ13,5
 036307

1 off

RMQ Titan
Complete Units for Surface Mounting

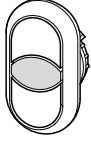































		Contacts M = Make, B = Break, ⊖ = Positive opening safety function to IEC/EN 60 947-5-1	Colour of plunger ¹⁾	Type Article no.	Price See Price List	Std. pack
Foot and palm switches²⁾, IP67, 69K						
Emergency-Stop push-buttons, tamper proof to ISO 13 850/EN 418 Enclosure base, black (RAL 9005) Enclosure top, yellow (RAL 1004) Pull to release						
     	-	1 B ⊖		●	FAK-RT/V/KC01/I 030718	1 off
	1 M	1 B ⊖		●	FAK-RT/V/KC11/I 030719	
	-	2 B ⊖		●	FAK-RT/V/KC02/I 030720	
	1 M	2 B ⊖		●	FAK-RT/V/KC12/I 030721	

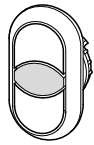
Notes

- 1) Red = RAL 3000
- 2) Indicator lights and cable gland for FAK, → Page 02/008






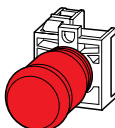




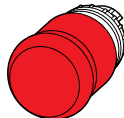


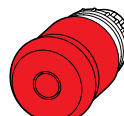



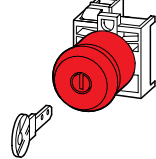

RMQ Titan

Double actuators

Button plate style	Front ring titanium		Front ring black		Std. pack
	Type Article no.	Type Article no.	Price See Price List		
Double actuators, IP66					
Without indicator light Cover plate black		M22-DD-GR-X1/X0 216685	M22S-DD-GR-X1/X0 216686		5 off
					
		M22-DD-WS-X1/X0 216691	M22S-DD-WS-X1/X0 216692		
					
		M22-DD-GR-GB1/GB0 216687	M22S-DD-GR-GB1/GB0 216688		
					
		M22-DD-WS-GB1/GB0 216693	M22S-DD-WS-GB1/GB0 216694		
					
		M22-DD-S-X7/X7 216695	M22S-DD-S-X7/X7 216696		
					
		M22-DD-S-X4/X5 218143	M22S-DD-S-X4/X5 218144		
					
		M22-DD-GR 216683	M22S-DD-GR 216684		
					
		M22-DD-WS 216689	M22S-DD-WS 216690		
					
With indicator light Lens white		M22-DDL-GR-X1/X0 216700	M22S-DDL-GR-X1/X0 216701		5 off
					
		M22-DDL-WS-X1/X0 216706	M22S-DDL-WS-X1/X0 216707		
					
		M22-DDL-GR-GB1/GB0 216702	M22S-DDL-GR-GB1/GB0 216703		
					
		M22-DDL-WS-GB1/GB0 216708	M22S-DDL-WS-GB1/GB0 216709		
					
		M22-DDL-S-X7/X7 216710	M22S-DDL-S-X7/X7 216711		
					
		M22-DDL-S-X4/X5 218145	M22S-DDL-S-X4/X5 218146		
					
		M22-DDL-GR 216698	M22S-DDL-GR 216699		
					
		M22-DDL-WS 216704	M22S-DDL-WS 216705		
					



RMQ Titan
Emergency-Stop Buttons and Actuators

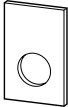

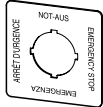




		Contacts M = Make, B = Break, ⊕ = Positive opening safety function to IEC/EN 60 947-5-1	Colour Colour of base yellow Plunger ¹⁾	Type Article no.	Price See Price List	Std. pack		
Complete units for surface mounting, IP66, 69K								
Emergency-Stop push-buttons, tamper proof to ISO 13 850/EN 418 Pull to release Max. number of buttons to be fitted together: 3 × M22-(C)K...								
  	1 M	1 B		●	M22-PV/KC11/IY 216525	1 off		
	–	2 B		●	M22-PV/KC02/IY 216524	1 off		
Complete units for front mounting, IP66								
Emergency-Stop push-buttons, tamper proof to ISO 13 850/EN 418 Pull to release Max. number of buttons to be fitted together: 4 × M22-(C)K...								
  	–	1 B ⊕		●	M22-PV/K01 216515	5 off		
	1 M	1 B ⊕		●	M22-PV/K11 216516	5 off		
Emergency-Stop actuator								
  	–	–	–	●	M22-PV 216876	5 off		
	–	–	–	●	M22-PV-GVP 216877	50 off		
Emergency-Stop actuator								
–	–	–	–	●	M22S-PV 225528	1 off		
Emergency-Stop actuator illuminated								
  	–	–	–	●	M22-PVL 216878	5 off		
Emergency-Stop key-operated actuators, IP66								
	With one key	MS1 individual lock mechanisms	–	–	–	●	M22-PVS 216879	5 off
		MS2 – 20 individual lock mechanisms	–	–	–	●	M22-PVS-MS* 216880	1 off
Emergency-Stop key-release mushroom button to ISO 13 850/EN 418								
	With 1 key, MS1 individual lock mechanism	–	1 B ⊕		●	M22-PVS/K01 216514	5 off	

Notes

¹⁾ Red = RAL 3000

RMQ Titan

Emergency-Stop Labels, Sealable Shroud

	Text	Country identifier (as explanation)	Colour	Type Article no.	Price See Price List	Std. pack	
Emergency-Stop labels, IP66							
Black text, 33 × 50 mm							
	Not-Aus	D		M22-XZK-D99 216471		10 off	
	Emergency-Stop	GB		M22-XZK-GB99 216472			
	Arrêt d'urgence	F		M22-XZK-F99 216473			
	EMERGENZA	I		M22-XZK-I99 216474			
	NOODSTOP	NL		M22-XZK-NL99 216475			
	NÖDSTOPP	S		M22-XZK-S99 216476			
	HÄTÄ-SEIS	SF		M22-XZK-SF99 216477			
	NØDSTOP	DK		M22-XZK-DK99 216478			
	Blank	–		M22-XZK 216470			25 off
	With customized inscription ¹⁾			M22-XZK- 216479			10 off
50 × 50 mm	Four-language	D, GB, F, I		M22-XYK1 216484		10 off	
							
∅ = 90 mm	Blank			M22-XAK 216464		10 off	
	Four-language	D, GB, F, I		M22-XAK1 216465			
	Four-language	D, GB, E, POR		M22-XAK2 216466			
	Four-language	D, GB, NL, F		M22-XAK3 216467			
	Four-language	GB, S, SF, DK		M22-XAK4 216468			
	With customized inscription			M22-XAK- 216469			
∅ = 60 mm	Four-language	D, GB, F, I		M22-XBK1 216483			
							
Sealable shroud²⁾, IP66							
				M22-PL-PV 216397		2 off	























Notes

- ¹⁾ Letter height: 5 mm
Number of lines: max. 2
Characters per line: max. 7



























- ²⁾ Transparent with collapse point, can be reused after an Emergency-Stop.
For use with M22(S)-PV, M22-PVL, M22-PVS
Adjacent holes in the 30 × 50 mm grid, are to be sealed with M22(S)-B blanking plugs.

RMQ Titan
Push-Button Actuators

	Button plate style	Front ring titanium	Front ring black	Price See Price List	Std. pack
		Type Article no.	Type Article no.		
Push-button actuators, IP67, 69K					
Actuator flush, spring-return 		M22-D-S 216590	M22S-D-S 216591		10 off
		M22-D-W 216592	M22S-D-W 216593		
		M22-D-R 216594	M22S-D-R 216595		
		M22-D-G 216596	M22S-D-G 216597		
		M22-D-Y 216598	M22S-D-Y 216599		
		M22-D-B 216600	M22S-D-B 216601		
	Without	M22-D-X 216602	M22S-D-X 216604		
	Without	M22-D-X-GVP 216603	–		50 off
		M22-D-R-X0 216605	M22S-D-R-X0 216606		10 off
		M22-D-G-X1 216607	M22S-D-G-X1 216608		
		M22-D-S-X0 216609	M22S-D-S-X0 216610		
		M22-D-W-X1 216611	M22S-D-W-X1 216612		
Actuator flush, stay-put  Programmable stay-put/spring-return function		M22-DR-S 216613	M22S-DR-S 216614		5 off
		M22-DR-W 216615	M22S-DR-W 216616		
		M22-DR-R 216617	M22S-DR-R 216618		
		M22-DR-G 216619	M22S-DR-G 216620		
		M22-DR-Y 216621	M22S-DR-Y 216622		
		M22-DR-B 216623	M22S-DR-B 216624		
	Without	M22-DR-X 216625	M22S-DR-X 216627		
	Without	M22-DR-X-GVP 216626	–		50 off
		M22-DR-R-X0 216628	M22-DR-R-X0 216629		5 off
		M22-DR-G-X1 216630	M22S-DR-G-X1 216631		
		M22-DR-S-X0 216632	M22S-DR-S-X0 216633		
		M22-DR-W-X1 216634	M22S-DR-W-X1 216635		

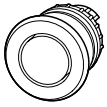
RMQ Titan

Push-Button Actuators

	Button plate style	Front ring titanium	Front ring black	Price See Price List	Std. pack
		Type Article no.	Type Article no.		
Push-button actuators, IP67, 69K					
Actuator extended, spring-return 		M22-DH-S 216636	M22S-DH-S 216637		5 off
		M22-DH-W 216638	M22S-DH-W 216639		
		M22-DH-R 216641	M22S-DH-R 216642		
		M22-DH-G 216643	M22S-DH-G 216645		
		M22-DH-Y 216646	M22S-DH-Y 216647		
		M22-DH-B 216649	M22S-DH-B 216650		
		M22-DH-R-X0 216655	M22S-DH-R-X0 216656		5 off
		M22-DH-G-X1 216657	M22S-DH-G-X1 216658		
		M22-DH-S-X0 216659	M22S-DH-S-X0 216660		
		M22-DH-W-X1 216661	M22S-DH-W-X1 216662		
					
Actuator extended, stay-put  Programmable stay-put/spring-return function		M22-DRH-S 216663	M22S-DRH-S 216664		5 off
		M22-DRH-W 216665	M22S-DRH-W 216666		
		M22-DRH-R 216667	M22S-DRH-R 216668		
		M22-DRH-G 216669	M22S-DRH-G 216670		
		M22-DRH-Y 216671	M22S-DRH-Y 216672		
		M22-DRH-B 216673	M22S-DRH-B 216674		
		M22-DRH-R-X0 216675	M22S-DRH-R-X0 216676		5 off
		M22-DRH-G-X1 216677	M22S-DRH-G-X1 216678		
		M22-DRH-S-X0 216679	M22S-DRH-S-X0 216680		
		M22-DRH-W-X1 216681	M22S-DRH-W-X1 216682		
With guard ring, spring-return 	Without	M22-DG-X 220921	-		

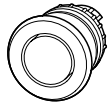




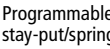

















RMQ Titan
Mushroom Actuators

Control Circuit Devices













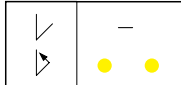
		Front ring titanium		Front ring black		
Button plate style	Plunger colour	Type Article no.	Type Article no.	Price See Price List	Std. pack	
Mushroom actuators, IP67, 69K						
Spring-return						
	●	●	M22-DP-S 216712	M22S-DP-S 216713		5 off
	●	●	M22-DP-R 216714	M22S-DP-R 216715		
	●	●	M22-DP-G 216716	M22S-DP-G 216717		
	●	●	M22-DP-Y 216718	M22S-DP-Y 216719		
	⊙	●	M22-DP-R-X0 216720	M22S-DP-R-X0 216721		5 off
	⊙	●	M22-DP-G-X1 216722	M22S-DP-G-X1 216723		
	⊙	●	M22-DP-S-X0 216724	M22S-DP-S-X0 216725		
	⊙	●	M22-DP-W-X1 216726	M22S-DP-W-X1 216727		
	Without	●	M22-DP-S-X 216728	M22S-DP-S-X 216730		5 off
	Without	●	M22-DP-R-X 216731	M22S-DP-R-X 216733		
	Without	●	M22-DP-G-X 216734	M22S-DP-G-X 216736		
	Without	●	M22-DP-Y-X 216737	M22S-DP-Y-X 216739		
	Without	●	M22-DP-S-X-GVP 216729	-		25 off
	Without	●	M22-DP-R-X-GVP 216732	-		
	Without	●	M22-DP-G-X-GVP 216735	-		
	Without	●	M22-DP-Y-X-GVP 216738	-		

RMQ Titan

Mushroom Actuators

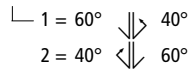
	Button plate style	Plunger colour	Front ring titanium	Front ring black	Price See Price List	Std. pack	
			Type Article no.	Type Article no.			
Mushroom actuators, IP67, 69K							
Stay-put 			M22-DRP-S 216743	M22S-DRP-S 216744		5 off	
			M22-DRP-R 216745	M22S-DRP-R 216746			
Programmable stay-put/spring-return function 			M22-DRP-G 216747	M22S-DRP-G 216748		5 off	
			M22-DRP-Y 216749	M22S-DRP-Y 216750			
			M22-DRP-R-X0 216751	M22S-DRP-R-X0 216752			
			M22-DRP-G-X1 216753	M22S-DRP-G-X1 216754			
			M22-DRP-S-X0 216755	M22S-DRP-S-X0 216756			
			M22-DRP-W-X1 216757	M22S-DRP-W-X1 216758			
	Without		M22-DRP-S-X 216759	M22S-DRP-S-X 216761			5 off
	Without		M22-DRP-R-X 216762	M22S-DRP-R-X 216764			
	Without		M22-DRP-G-X 216765	M22S-DRP-G-X 216767			
	Without		M22-DRP-Y-X 216768	M22S-DRP-Y-X 216770			
Without		M22-DRP-S-X-GVP 216760	–		25 off		
Without		M22-DRP-R-X-GVP 216763	–				
Without		M22-DRP-G-X-GVP 216766	–				
Without		M22-DRP-Y-X-GVP 216769	–				

RMQ Titan
Selector Switch Actuators






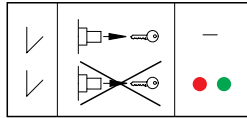
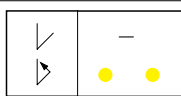
				Front ring titanium	Front ring black		
	Function		Text	Type Article no.	Type Article no.	Price See Price List	Std. pack
Selector switch actuators, two positions, IP66							
	▷ = Stay-put ▷ = Spring-return	▷	40°		M22-W 216853	M22S-W 216854	5 off
		▷	60°		M22-WR 216855	M22S-WR 216856	
		▷	60°		M22-WR-X92 216857	M22S-WR-X92 216858	
		▷	60°	AUTO HAND 	M22-WR-X91 216859	M22S-WR-X91 216860	
		▷	40°	-	M22-WK 216865	M22S-WK 216866	10 off
		▷	60°	-	M22-WRK 216867	M22S-WRK 216869	
		▷	60°	-	M22-WRK-GVP 216868	-	
		∨	60°	-	M22-WKV 216874	M22S-WKV 216875	5 off
Selector switch actuators, 3 positions, IP66							
		40°	↕ 40°		M22-W3 216861	M22S-W3 216862	5 off
		60°	↕ 60°		M22-WR3 216863	M22S-WR3 216864	
		40°	↕ 40°	-	M22-WK3 216870	M22S-WK3 216871	10 off
		60°	↕ 60°	-	M22-WRK3 216872	M22S-WRK3 216873	
		1)		-	M22-WRK3-* 217436	M22S-WRK3-* 217437	
Coding adapters, for all selector switch actuators							
	For converting between stay-put and spring-return functions						10 off
				M22-XC-Y 216407	M22-XC-Y 216407		

Notes

1) Example: **M22-WRK3-***



RMQ Titan
Key-Operated Actuators, Individual Lock Mechanisms

				Function	Key withdrawable in position	Front ring titanium	Front ring black	Std. pack	
				↓ = Stay-put ▷ = Spring-return		Type Article no.	Type Article no.	Price See Price List	
Key-operated actuators, IP66									
Two positions Individual lock mechanisms, not suitable for master key systems, with one key Stay-put/spring-return function and key withdrawability can be changed using M22-XC... coding adapters									
	MS1 lock mechanism	▷ 40°	0			M22-WS 216881	M22S-WS 216882	1 off	
		↓ 60°	0	I		M22-WRS 216887	M22S-WRS 216889	5 off	
		↓ 60°	0	I		M22-WRS-GVP 216888	-	25 off	
	MS2 – 20 lock mechanisms ¹⁾ Insert lock mechanism number into the type reference	▷ 40°	0			M22-WS-MS* 216883	M22S-WS-MS* 216884	1 off	
		↓ 60°	0	I		M22-WRS-MS* 216890	M22S-WRS-MS* 216891	1 off	
	MS1 – 20 lock mechanisms	↓ 50°	0			M22-WRS-MS*-A1 217440	M22S-WRS-MS*-A1 217441	5 off	
	Key for MS1 individual lock mechanism					M22-ES-MS1 216416	M22-ES-MS1 216416	5 off	
	Key for MS2 – 20 individual lock mechanisms					M22-ES-MS* 216417	M22-ES-MS* 216417	1 off	
Three positions Individual lock mechanisms, not suitable for master key systems, with one key Stay-put/spring-return function and key withdrawability can be changed using M22-XC... coding adapters									
	MS1 lock mechanism	40° ↓↘ 40°	0			M22-WS3 216894	M22S-WS3 216895	1 off	
		60° ↓ 60°	I	0	II	M22-WRS3 216900	M22S-WRS3 216901	5 off	
		60° ↓ 60°	I	0	II	M22-WRS3-GVP 216902	-	25 off	
		²⁾		I	0		M22-WRS3-MS*-A* 217442	M22S-WRS3-MS*-A* 217443	5 off
	MS2 – 20 lock mechanisms Please include lock mechanism number in the type reference	40° ↓↘ 40°	0			M22-WS3-MS* 216896	M22S-WS3-MS* 216897	1 off	
		60° ↓ 60°	I	0	II	M22-WRS3-MS* 216903	M22S-WRS3-MS* 216904		
	Key for MS1 individual lock mechanism					M22-ES-MS1 216416	M22-ES-MS1 216416		
	Key for MS2 – 20 individual lock mechanisms					M22-ES-MS* 216417	M22-ES-MS* 216417		
Set of coding adapters									
For converting between the stay-put/spring-return function and key withdrawability									
						M22-XC-R 216406	M22-XC-R 216406	10 off	
						M22-XC-Y 216407	M22-XC-Y 216407	10 off	

Notes

¹⁾MS2-20: for delivery please enquire

²⁾ Example: M22(S)-WRS3-MS*-A*

1 – 20
(No. of individual lock mechanism)

	Function	Withdrawable in switch position
A1	↓	0
A2	↓	I 0
A3	↓	0 II
A4	↓	I 0
A5	↓	0
A6	↓	0 II
A7	↓	0

RMQ Titan

Key-Operated Actuators for Master Key Systems

Function ↳ = Stay-put ↳ = Spring-return	Key withdrawable in position	Front ring titanium		Front ring black		Std. pack		
		Type Article no.	Type Article no.	Price See Price List				
Key-operated actuators IP66¹⁾								
Two positions Cannot be fitted with coding adapters With two keys ²⁾	↳ 40°	0	M22-WS-SA(*)-* 216885	M22S-WS-SA(*)-* 216886	1 off			
	↳ 60°	0	M22-WRS-SA(*)-* 216892	M22S-WRS-SA(*)-* 216893				
Three positions Cannot be fitted with coding adapters With two keys ²⁾	40° <↳ 40°	0	M22-WS3-SA(*)-* 216898	M22S-WS3-SA(*)-* 216899				
	60° <↳ 60°	0	M22-WRS3-SA(*)-* 216905	M22S-WRS3-SA(*)-* 216906				
Standard key			M22-ES-SA(*)-* 217444	M22-ES-SA(*)-* 217444				

Notes

¹⁾ Master key systems: for delivery please enquire
²⁾ Example: M22-WS-SA(*)-* Level, e.g. 2/3.3.1

- Standard key
- Group key
- Master key
- 0 = General master key

For new orders = new
 For repeat orders = master key system number according to security certificate

- Master key systems**
- 8000 different lock mechanisms
 - Security certificate prevents unauthorized purchase of keys; please submit for repeat orders
 - Special key profile provided only by the manufacturer
 - Moeller master key systems cannot be combined with domestic locks

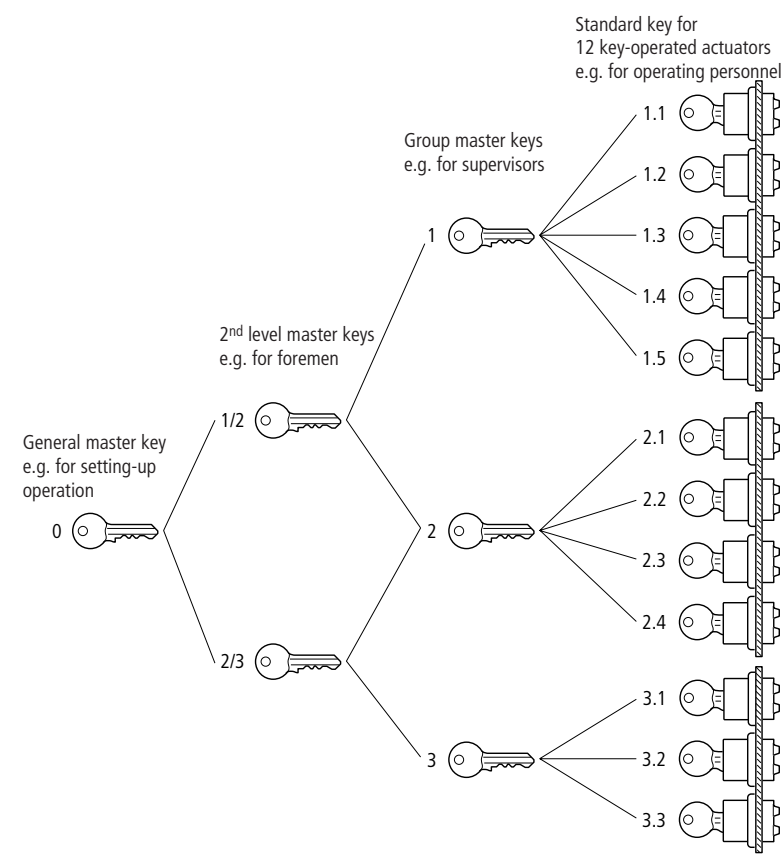
Lock plan

Example of a general master key system (GHS):

The system consists of 12 individual locks and the associated 12 different keys.













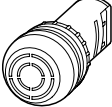
At the first level, the locks are combined to form 3 groups. For each of the 3 groups, there is one group key which can open all the locks in its group.

At the 2nd level, the 3 groups are combined to form 2 main groups, i.e. the 2nd level master keys can open all the locks from several groups. The general master key covers the 2 main groups and can thus open all 12 locks of the master key system.























RMQ Titan

Indicator Light Lens Assemblies





















	Lens style	Type Article no.	Price See Price List	Std. pack
Indicator lights, IP67, 69K				
Flush 		M22-L-W 216771		10 off
		M22-L-R 216772		
		M22-L-G 216773		
		M22-L-Y 216774		
		M22-L-B 216775		
	Without lens	M22-L-X 216776		
	Without lens	M22-L-X-GVP 216777		50 off
Extended, conical				
Extended, conical 		M22-LH-W 216778		10 off
		M22-LH-R 216779		
		M22-LH-G 216780		
		M22-LH-Y 216781		
		M22-LH-B 216782		
Acoustic indicator IP40				
Black front, includes 18 – 30 V DC buzzer, 83 dB/10 cm, 100 % DF Positive pole connected to X1		M22-AM 216913		10 off
				

RMQ Titan
Illuminated Push-Button Actuators






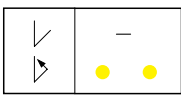
	Button lens style	Front ring titanium	Front ring black	Price See Price List	Std. pack
		Type Article no.	Type Article no.		
Illuminated push-button actuators, IP67, 69K					
Actuator flush, spring-return 		M22-DL-W 216922	M22S-DL-W 216924		10 off
		M22-DL-R 216925	M22S-DL-R 216926		
		M22-DL-G 216927	M22S-DL-G 216928		
		M22-DL-Y 216929	M22S-DL-Y 216930		
		M22-DL-B 216931	M22S-DL-B 216932		
	Without	M22-DL-X 216933	M22S-DL-X 216935		
	Without	M22-DL-X-GVP 216934	-		50 off
		M22-DL-R-X0 216936	M22S-DL-R-X0 216937		10 off
		M22-DL-G-X1 216938	M22S-DL-G-X1 216939		
		M22-DL-W-X0 216940	M22S-DL-W-X0 216941		
	M22-DL-W-X1 216942	M22S-DL-W-X1 216943			
Actuator flush, stay-put  Programmable stay-put/spring-return function		M22-DRL-W 216944	M22S-DRL-W 216945		5 off
		M22-DRL-R 216946	M22S-DRL-R 216947		
		M22-DRL-G 216948	M22S-DRL-G 216949		
		M22-DRL-Y 216950	M22S-DRL-Y 216951		
		M22-DRL-B 216952	M22S-DRL-B 216953		
	Without	M22-DRL-X 216954	M22S-DRL-X 216956		
	Without	M22-DRL-X-GVP 216955	-		50 off
		M22-DRL-R-X0 216957	M22-DRL-R-X0 216958		5 off
		M22-DRL-G-X1 216959	M22S-DRL-G-X1 216960		
		M22-DRL-W-X0 216961	M22S-DRL-W-X0 216962		
	M22-DRL-W-X1 216963	M22S-DRL-W-X1 216964			

RMQ Titan

Illuminated Push-Button Actuators

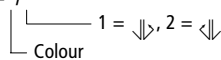
	Button lens style	Front ring titanium	Front ring black	Price See Price List	Std. pack
		Type Article no.	Type Article no.		
Illuminated push-button actuators, IP67, 69K					
Actuator extended, spring-return 		M22-DLH-W 216965	M22S-DLH-W 216966		5 off
		M22-DLH-R 216967	M22S-DLH-R 216968		
		M22-DLH-G 216969	M22S-DLH-G 216970		
		M22-DLH-Y 216971	M22S-DLH-Y 216972		
		M22-DLH-B 216973	M22S-DLH-B 216974		
		M22-DLH-R-X0 216975	M22S-DLH-R-X0 216976		
		M22-DLH-G-X1 216977	M22S-DLH-G-X1 216978		
		M22-DLH-W-X0 216979	M22S-DLH-W-X0 216980		
		M22-DLH-W-X1 216981	M22S-DLH-W-X1 216982		
	Actuator extended, stay-put  Programmable stay-put/spring-return function		M22-DRLH-W 216788	M22S-DRLH-W 216791	
		M22-DRLH-R 216789	M22S-DRLH-R 216792		
		M22-DRLH-G 216796	M22S-DRLH-G 216798		
		M22-DRLH-Y 216799	M22S-DRLH-Y 216801		
		M22-DRLH-B 216802	M22S-DRLH-B 216803		
		M22-DRLH-R-X0 216804	M22S-DRLH-R-X0 216808		
		M22-DRLH-G-X1 216805	M22S-DRLH-G-X1 216809		
		M22-DRLH-W-X0 216806	M22S-DRLH-W-X0 216810		
		M22-DRLH-W-X1 216807	M22S-DRLH-W-X1 216811		

RMQ Titan
Illuminated Selector Switch Actuators


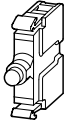
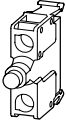
				Front ring titanium		Front ring black		
Function		Thumb-grip colour		Type	Type	Price	Std. pack	
↙ = Stay-put ↘ = Spring-return				Article no.	Article no.	See Price List		
Illuminated selector switch actuators, thumb-grip, IP66								
Two positions								
Spring-return 	↘	40°	○	M22-WLK-W 216812	M22S-WLK-W 216813		5 off	
	↘	40°	●	M22-WLK-R 216814	M22S-WLK-R 216815			
	↘	40°	●	M22-WLK-G 216816	M22S-WLK-G 216817			
	↘	40°	●	M22-WLK-Y 216818	M22S-WLK-Y 216819			
	↘	40°	●	M22-WLK-B 216820	M22S-WLK-B 216821			
Stay-put 	↙	60°	○	M22-WRLK-W 216823	M22S-WRLK-W 216824			
	↙	60°	●	M22-WRLK-R 216825	M22S-WRLK-R 216826			
	↙	60°	●	M22-WRLK-G 216827	M22S-WRLK-G 216828			
	↙	60°	●	M22-WRLK-Y 216829	M22S-WRLK-Y 216830			
	↙	60°	●	M22-WRLK-B 216831	M22S-WRLK-B 216832			
Three positions								
Spring-return 	↔	40°	○	M22-WLK3-W 216833	M22S-WLK3-W 216834		5 off	
	↔	40°	●	M22-WLK3-R 216835	M22S-WLK3-R 216836			
	↔	40°	●	M22-WLK3-G 216837	M22S-WLK3-G 216838			
	↔	40°	●	M22-WLK3-Y 216839	M22S-WLK3-Y 216840			
	↔	40°	●	M22-WLK3-B 216841	M22S-WLK3-B 216842			
Stay-put 	⇓	60°	○	M22-WRLK3-W 216843	M22S-WRLK3-W 216844			
	⇓	60°	●	M22-WRLK3-R 216845	M22S-WRLK3-R 216846			
	⇓	60°	●	M22-WRLK3-G 216847	M22S-WRLK3-G 216848			
	⇓	60°	●	M22-WRLK3-Y 216849	M22S-WRLK3-Y 216850			
	⇓	60°	●	M22-WRLK3-B 216851	M22S-WRLK3-B 216852			
Stay-put, spring-return ¹⁾				M22-WRLK3-*/*	M22S-WRLK3-*/*			
				217438	217439			
Coding adapters, for all selector switch actuators								
For converting between stay-put and spring-return functions								
				M22-XC-Y 216407	M22-XC-Y 216407		10 off	

Notes

¹⁾ Example: M22-WRLK3-*/*




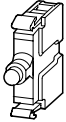








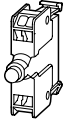








RMQ Titan
LED Elements

	Rated operational voltage	Rated operational current	Service life at $T_a = +25\text{ }^\circ\text{C}$	Colour	Type Article no.	Price See Price List	Std. pack
LED elements with screw terminals							
							
Front fixing							
	18 – 30 V AC/DC	8 – 15 mA	100 000 h	○	M22-LED-W 216557		20 off
				●	M22-LED-R 216558		
				●	M22-LED-G 216559		
				●	M22-LED-B 218057		
	85 – 264 V AC	5 – 15 mA, $P_{max.} = 0.33\text{ W}$	100 000 h	○	M22-LED230-W 216563		20 off
				●	M22-LED230-R 216564		
				●	M22-LED230-G 216565		
				●	M22-LED230-B 218059		
Base fixing							
	18 – 30 V AC/DC	8 – 15 mA	100 000 h	○	M22-LEDC-W 216560		20 off
				●	M22-LEDC-R 216561		
				●	M22-LEDC-G 216562		
				●	M22-LEDC-B 218058		
	85 – 264 V AC	5 – 15 mA, $P_{max.} = 0.33\text{ W}$	100 000 h	○	M22-LEDC230-W 216566		20 off
				●	M22-LEDC230-R 216567		
				●	M22-LEDC230-G 216568		
				●	M22-LEDC230-B 218060		

Notes	Colour of lens, thumb-grip	→	Colour of LED
	M22(S)-L(H)-...	} →	-R
	M22(S)-D(R)L(H)-...		-G
	M22(S)-W(R)LK-...		-W
			-Y
			-B
		→	-W, -B

RMQ Titan

LED Elements

	Rated operational voltage	Rated operational current	Service life at $T_a = +25^\circ\text{C}$	Colour	Type Article no.	Price See Price List	Std. pack
LED elements with Cage Clamp¹⁾							
							
Front fixing							
	18 – 30 V AC/DC	8 – 15 mA	100 000 h		M22-CLED-W 216569		10 off
					M22-CLED-R 216570		
					M22-CLED-G 216571		
					M22-CLED-B 218061		
	85 – 264 V AC	5 – 15 mA, $P_{\text{max.}} = 0.33\text{ W}$	100 000 h		M22-CLED230-W 216575		10 off
					M22-CLED230-R 216576		
					M22-CLED230-G 216577		
					M22-CLED230-B 218063		
Base fixing							
	18 – 30 V AC/DC	8 – 15 mA	100 000 h		M22-CLEDC-W 216572		10 off
					M22-CLEDC-R 216573		
					M22-CLEDC-G 216574		
					M22-CLEDC-B 218062		
	85 – 264 V AC	5 – 15 mA, $P_{\text{max.}} = 0.33\text{ W}$	100 000 h		M22-CLEDC230-W 216578		10 off
					M22-CLEDC230-R 216579		
					M22-CLEDC230-G 216580		
					M22-CLEDC230-B 218064		


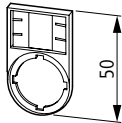
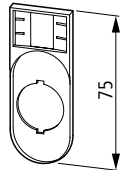
Notes

¹⁾ Cage Clamp is a registered trademark of Wago Contact Technik GmbH, Minden, Germany

Colour of lens, thumb-grip → Colour of LED
































M22(S)-L(H)-... M22(S)-D(R)L(H)-... M22(S)-W(R)LK-...	-R	→	-R
	-G	→	-G
	-W	→	-W
	-Y	→	-W
	-B	→	-W, -B

RMQ Titan
Complete Legend Plates, Insert Plates

	Type	Price	Std. pack			
	Article no.	See Price List				
Complete legend plates						
30 × 50 mm, round, black						
0 I	M22S-ST-X88 216485		10 off			
0 I	M22S-ST-X89 218147					
I 0 II	M22S-ST-X93 216486					
STOP	M22S-ST-GB0 216494					
START	M22S-ST-GB1 216495					
Aus	M22S-ST-D5 218299					
OFF	M22S-ST-GB5 218300					
Ein	M22S-ST-D6 216487					
ON	M22S-ST-GB6 216496					
Fault	M22S-ST-D8 216489					
Störung	M22S-ST-GB8 216498					
Betrieb	M22S-ST-D7 216488					
RUN	M22S-ST-GB7 216497					
HAND AUTO	M22S-ST-D11 216492					
MAN. AUTO	M22S-ST-GB11 216500					
Aus Ein	M22S-ST-D10 216490					
OFF ON	M22S-ST-GB10 216499					
HAND 0 AUTO	M22S-ST-D12 216493					
MAN. 0 AUTO	M22S-ST-GB12 216501					
Insert plates for label mounts, 18 × 27 mm						
	Aluminium, blank	M22-XST 216480	100 off			
	Aluminium, blank	M22-XST-GVP 216481	500 off			
	With customized inscription Extra for quantities of ≤ 10 off	M22-XST- 216482	1 off	Letter height	Number of lines	Characters per line
				3 mm	max. 3	max. 12
				5 mm	max. 2	max. 8
Legend plates, without label mount						
Round, black, 30 mm wide						
	M22S-ST-X 216392		100 off			
	M22S-ST-X-GVP 216393		500 off			
For double actuators	M22S-STDD-X 216394		10 off			
						

RMQ Titan

Button Plates

Text	For use with	Colour	Style: flush	Price	Style: extended	Std. pack
			Type Article no.		Type Article no.	
Button plates for push-button actuators						
	M22(S)-D-X M22(S)-DR-X M22(S)-DG-X		M22-XD-S 216421		M22-XDH-S 216428	10 off
			M22-XD-W 216422		M22-XDH-W 216429	
			M22-XD-R 216423		M22-XDH-R 216430	
			M22-XD-G 216424		M22-XDH-G 216431	
			M22-XD-Y 216425		M22-XDH-Y 216432	
			M22-XD-B 216426		M22-XDH-B 216433	
		With customized inscription ¹⁾	M22-XD-*. * 216427		M22-XDH-*. * 216434	1 off
Zu	M22(S)-D-X M22(S)-DR-X M22(S)-DG-X		M22-XD-S-D2 218184		M22-XDH-S-D2 218229	10 off
Auf			M22-XD-S-D3 218185		M22-XDH-S-D3 218230	
Ab			M22-XD-S-D4 218186		M22-XDH-S-D4 218231	
Aus			M22-XD-R-D5 218187		M22-XDH-R-D5 218232	
Ein			M22-XD-S-D6 218188		M22-XDH-S-D6 218233	
Entsperren			M22-XD-B-D14 218189		M22-XDH-B-D14 218234	
Vorwärts			M22-XD-S-D15 218190		M22-XDH-S-D15 218235	
Rückwärts			M22-XD-S-D16 218191		M22-XDH-S-D16 218236	
Heben			M22-XD-S-D17 218192		M22-XDH-S-D17 218237	
Senken			M22-XD-S-D18 218193		M22-XDH-S-D18 218238	
STOP			M22-XD-R-GB0 218194		M22-XDH-R-GB0 218239	
			M22-XD-S-GB0 218195		M22-XDH-S-GB0 218240	
START			M22-XD-G-GB1 218196		M22-XDH-G-GB1 218241	
			M22-XD-W-GB1 218197		M22-XDH-W-GB1 218242	
CLOSE			M22-XD-S-GB2 218198		M22-XDH-S-GB2 218243	
UP			M22-XD-S-GB3 218199		M22-XDH-S-GB3 218244	
DOWN			M22-XD-S-GB4 218200		M22-XDH-S-GB4 218245	
OFF			M22-XD-R-GB5 218202		M22-XDH-R-GB5 218247	
ON			M22-XD-S-GB6 218203		M22-XDH-S-GB6 218248	
TEST			M22-XD-S-GB9 218201		M22-XDH-S-GB9 218246	
RESET			M22-XD-B-GB14 218204		M22-XDH-B-GB14 218249	
FORWARD			M22-XD-S-GB15 218205		M22-XDH-S-GB15 218250	
REVERSE			M22-XD-S-GB16 218206		M22-XDH-S-GB16 218251	
RAISE			M22-XD-S-GB17 218208		M22-XDH-S-GB17 218252	
LOWER			M22-XD-S-GB18 218209		M22-XDH-S-GB18 218253	

RMQ Titan
Button Plates

	For use with	Colour Symbol	Style: flush	Price	Style: extended	Std. pack
			Type Article no.		Type Article no.	
Button plates for push-button actuators						
STOP	M22(S)-D-X M22(S)-DR-X M22(S)-DG-X		M22-XD-R-X0 218153		M22-XDH-R-X0 218155	10 off
			M22-XD-S-X0 218154		M22-XDH-S-X0 218156	
START			M22-XD-G-X1 218165		M22-XDH-G-X1 218210	
			M22-XD-S-X1 218166		M22-XDH-S-X1 218211	
			M22-XD-W-X1 218167		M22-XDH-W-X1 218212	
			M22-XD-G-X2 218168		M22-XDH-G-X2 218213	
			M22-XD-S-X2 218169		M22-XDH-S-X2 218214	
Increase			M22-XD-S-X4 218170		M22-XDH-S-X4 218215	
Decrease			M22-XD-S-X5 218171		M22-XDH-S-X5 218216	
Reset			M22-XD-B-X6 218172		M22-XDH-B-X6 218217	
Directions of movement			M22-XD-S-X7 218173		M22-XDH-S-X7 218218	
			M22-XD-S-X8 218174		M22-XDH-S-X8 218219	
Hand			M22-XD-S-X9 218175		M22-XDH-S-X9 218220	
Automatic			M22-XD-S-X10 218176		M22-XDH-S-X10 218221	
Inch			M22-XD-S-X11 218177		M22-XDH-S-X11 218222	
Unlock			M22-XD-S-X12 218178		M22-XDH-S-X12 218223	
Unclamp			M22-XD-S-X13 218179		M22-XDH-S-X13 218224	
Clamp			M22-XD-S-X14 218180		M22-XDH-S-X14 218225	
Release			M22-XD-S-X15 218181		M22-XDH-S-X15 218226	
Liquid			M22-XD-S-X16 218182		M22-XDH-S-X16 218227	
Klaxon			M22-XD-S-X17 218183		M22-XDH-S-X17 218228	

Notes





























1) Example: M22-X...-*-*

- Symbol (new or from library, e.g. GB12)
- Colour: e.g. -R, -G, -B, -W, -Y





















Letter height 3 mm: max. 8 characters in 1st line, 10 characters in 2nd line, 8 characters in 3rd line
 Letter height 5 mm: max. 5 characters per line
 Extra for quantities of \cong 9 off + 50 %



RMQ Titan Button Plates

Text	For use with	Colour	Type Article no.	Price See Price List	Std. pack
Button plates for mushroom actuators					
	M22(S)-DP(R)-...		M22-XDP-S 216435		10 off
			M22-XDP-W 216436		
			M22-XDP-R 216437		
			M22-XDP-G 216438		
			M22-XDP-Y 216439		
		With customized inscription ¹⁾	M22-XDP-*-* 216440		1 off
Zu	M22(S)-DP(R)-...		M22-XDP-S-D2 218272		10 off
Auf			M22-XDP-S-D3 218273		
Ab			M22-XDP-S-D4 218274		
Aus			M22-XDP-R-D5 218275		
Ein			M22-XDP-S-D6 218276		
Vorwärts			M22-XDP-S-D15 218277		
Rückwärts			M22-XDP-S-D16 218278		
Heben			M22-XDP-S-D17 218279		
Senken			M22-XDP-S-D18 218280		
STOP			M22-XDP-R-GB0 218281		
			M22-XDP-S-GB0 218282		
START			M22-XDP-G-GB1 218283		
			M22-XDP-W-GB1 218284		
CLOSE			M22-XDP-S-GB2 218285		
UP			M22-XDP-S-GB3 218286		
DOWN			M22-XDP-S-GB4 218287		
OFF			M22-XDP-R-GB5 218289		
ON			M22-XDP-S-GB6 218290		
TEST			M22-XDP-S-GB9 218288		
FORWARD			M22-XDP-S-GB15 218291		
REVERSE			M22-XDP-S-GB16 218292		
RAISE			M22-XDP-S-GB17 218293		
LOWER			M22-XDP-S-GB18 218294		

RMQ Titan
Button Plates

For use with	Colour	Symbol	Type	Price	Std. pack
			Article no.	See Price List	
Button plates for mushroom actuators					
STOP	M22(S)-DP(R)-...		M22-XDP-R-X0 218157		10 off
			M22-XDP-S-X0 218158		
START			M22-XDP-G-X1 218254		
			M22-XDP-S-X1 218255		
			M22-XDP-W-X1 218256		
			M22-XDP-G-X2 218257		
			M22-XDP-S-X2 218258		
Increase			M22-XDP-S-X4 218259		
Decrease			M22-XDP-S-X5 218260		
Directions of movement			M22-XDP-S-X7 218261		
			M22-XDP-S-X8 218262		
Hand			M22-XDP-S-X9 218263		
Automatic			M22-XDP-S-X10 218264		
Inch			M22-XDP-S-X11 218265		
Unlock			M22-XDP-S-X12 218266		
Unclamp			M22-XDP-S-X13 218267		
Clamp			M22-XDP-S-X14 218268		
Release			M22-XDP-S-X15 218269		
Liquid			M22-XDP-S-X16 218270		
Klaxon			M22-XDP-S-X17 218271		

Notes

1) Example: M22-X...-*-*




























└ Symbol (new or from library, e.g. GB12)

└ Colour: e.g. -R, -G, -B, -W, -Y

Letter height 3 mm: max. 8 characters in 1st line, 10 characters in 2nd line, 8 characters in 3rd line
 Letter height 5 mm: max. 5 characters per line
 Extra for quantities of ≤ 9 off + 50 %



RMQ Titan Lenses

Text	For use with	Colour	Style: flush	Price	Style: extended	Std. pack
			Type Article no.		Type Article no.	
Lenses for indicator lights						
	M22-L-X M22-LC-X		M22-XL-W 216453		M22-XLH-W 216459	10 off
			M22-XL-R 216454		M22-XLH-R 216460	
			M22-XL-G 216455		M22-XLH-G 216461	
			M22-XL-Y 216456		M22-XLH-Y 216462	
			M22-XL-B 216457		M22-XLH-B 216463	
		With customized inscription ¹⁾	M22-XL-*-* 216458		-	1 off
Zu	M22-L-X M22-LC-X		M22-XL-W-D2 218403		-	10 off
Auf			M22-XL-W-D3 218404		-	
Ab			M22-XL-W-D4 218405		-	
Aus			M22-XL-R-D5 218406		-	
Ein			M22-XL-W-D6 218407		-	
Vorwärts			M22-XL-W-D15 218408		-	
Rückwärts			M22-XL-W-D16 218409		-	
Heben			M22-XL-W-D17 218410		-	
Senken			M22-XL-W-D18 218411		-	
STOP			M22-XL-R-GB0 218412		-	
			M22-XL-W-GB0 218413		-	
START			M22-XL-G-GB1 218414		-	
			M22-XL-W-GB1 218415		-	
CLOSE			M22-XL-W-GB2 218416		-	
UP			M22-XL-W-GB3 218417		-	
DOWN			M22-XL-W-GB4 218418		-	
OFF			M22-XL-R-GB5 218420		-	
ON			M22-XL-W-GB6 218421		-	
TEST			M22-XL-W-GB9 218419		-	
FORWARD			M22-XL-W-GB15 218422		-	
REVERSE			M22-XL-W-GB16 218423		-	
RAISE			M22-XL-W-GB17 218424		-	
LOWER			M22-XL-W-GB18 218425		-	

RMQ Titan
Lenses

	For use with	Colour Symbol	Style: flush Type Article no.	Price See Price List	Std. pack
Lenses for indicator lights					
STOP	M22-L-X M22-LC-X		M22-XL-R-X0 218163		10 off
			M22-XL-W-X0 218164		
START			M22-XL-G-X1 218384		
			M22-XL-W-X1 218385		
			M22-XL-G-X2 218386		
			M22-XL-W-X2 218387		
Increase			M22-XL-W-X4 218388		
Decrease			M22-XL-W-X5 218389		
Directions of movement			M22-XL-W-X7 218390		
			M22-XL-W-X8 218391		
Hand			M22-XL-W-X9 218392		
Automatic			M22-XL-W-X10 218393		
Inch			M22-XL-W-X11 218394		
Unlock			M22-XL-W-X12 218395		
Unclamp			M22-XL-W-X13 218396		
Clamp			M22-XL-W-X14 218399		
Release			M22-XL-W-X15 218400		
Liquid			M22-XL-W-X16 218401		
Klaxon			M22-XL-W-X17 218402		

Notes

1) Example: M22-X...-*-*































- Symbol (new or from library, e.g. GB12)
- Colour: e.g. -R, -G, -B, -W, -Y

Letter height 3 mm: max. 8 characters in 1st line, 10 characters in 2nd line, 8 characters in 3rd line
 Letter height 5 mm: max. 5 characters per line
 Extra for quantities of ≥ 9 off + 50 %























RMQ Titan

Button Lenses

Text	For use with	Colour	Style: flush	Price	Style: extended	Std. pack
			Type Article no.		Type Article no.	
Button lenses for illuminated push-button actuators						
	M22(S)-DL-X M22(S)-DRL-X		M22-XDL-W 216441		M22-XDLH-W 216447	10 off
			M22-XDL-R 216442		M22-XDLH-R 216448	
			M22-XDL-G 216443		M22-XDLH-G 216449	
			M22-XDL-Y 216444		M22-XDLH-Y 216450	
			M22-XDL-B 216445		M22-XDLH-B 216451	
		With customized inscription ¹⁾	M22-XDL-*. * 216446		M22-XDLH-*. * 216452	1 off
Zu	M22(S)-DL-X M22(S)-DRL-X		M22-XDL-W-D2 218316		M22-XDLH-W-D2 218359	10 off
Auf			M22-XDL-W-D3 218317		M22-XDLH-W-D3 218360	
Ab			M22-XDL-W-D4 218318		M22-XDLH-W-D4 218361	
Aus			M22-XDL-R-D5 218319		M22-XDLH-R-D5 218362	
Ein			M22-XDL-W-D6 218320		M22-XDLH-W-D6 218363	
Entsperren			M22-XDL-B-D14 218321		M22-XDLH-B-D14 218364	
Vorwärts			M22-XDL-W-D15 218322		M22-XDLH-W-D15 218365	
Rückwärts			M22-XDL-W-D16 218323		M22-XDLH-W-D16 218366	
Heben			M22-XDL-W-D17 218324		M22-XDLH-W-D17 218367	
Senken			M22-XDL-W-D18 218325		M22-XDLH-W-D18 218368	
STOP			M22-XDL-R-GB0 218326		M22-XDLH-R-GB0 218369	
			M22-XDL-W-GB0 218327		M22-XDLH-W-GB0 218370	
START			M22-XDL-G-GB1 218328		M22-XDLH-G-GB1 218371	
			M22-XDL-W-GB1 218329		M22-XDLH-W-GB1 218372	
CLOSE			M22-XDL-W-GB2 218330		M22-XDLH-W-GB2 218373	
UP			M22-XDL-W-GB3 218331		M22-XDLH-W-GB3 218374	
DOWN			M22-XDL-W-GB4 218332		M22-XDLH-W-GB4 218375	
OFF			M22-XDL-R-GB5 218334		M22-XDLH-R-GB5 218377	
ON			M22-XDL-W-GB6 218335		M22-XDLH-W-GB6 218378	
TEST			M22-XDL-W-GB9 218333		M22-XDLH-W-GB9 218376	
RESET			M22-XDL-B-GB14 218336		M22-XDLH-B-GB14 218379	
FORWARD			M22-XDL-W-GB15 218337		M22-XDLH-W-GB15 218380	
REVERSE			M22-XDL-W-GB16 218338		M22-XDLH-W-GB16 218381	
RAISE			M22-XDL-W-GB17 218339		M22-XDLH-W-GB17 218382	
LOWER			M22-XDL-W-GB18 218340		M22-XDLH-W-GB18 218383	

RMQ Titan
Button Lenses

	For use with	Colour Symbol	Style: flush	Price	Style: extended	Std. pack
			Type Article no.		Type Article no.	
Button lenses for illuminated push-button actuators						
STOP	M22(S)-DL-X M22(S)-DRL-X		M22-XDL-R-X0 218159		M22-XDLH-R-X0 218161	10 off
			M22-XDL-W-X0 218160		M22-XDLH-W-X0 218162	
START			M22-XDL-G-X1 218295		M22-XDLH-G-X1 218341	
			M22-XDL-W-X1 218296		M22-XDLH-W-X1 218342	
			M22-XDL-G-X2 218297		M22-XDLH-G-X2 218343	
			M22-XDL-W-X2 218301		M22-XDLH-W-X2 218344	
Increase			M22-XDL-W-X4 218302		M22-XDLH-W-X4 218345	
Decrease			M22-XDL-W-X5 218303		M22-XDLH-W-X5 218346	
Reset			M22-XDL-B-X6 218304		M22-XDLH-B-X6 218347	
Directions of movement			M22-XDL-W-X7 218305		M22-XDLH-W-X7 218348	
			M22-XDL-W-X8 218306		M22-XDLH-W-X8 218349	
Hand			M22-XDL-W-X9 218307		M22-XDLH-W-X9 218350	
Automatic			M22-XDL-W-X10 218308		M22-XDLH-W-X10 218351	
Inch			M22-XDL-W-X11 218309		M22-XDLH-W-X11 218352	
Unlock			M22-XDL-W-X12 218310		M22-XDLH-W-X12 218353	
Unclamp			M22-XDL-W-X13 218311		M22-XDLH-W-X13 218354	
Clamp			M22-XDL-W-X14 218312		M22-XDLH-W-X14 218355	
Release			M22-XDL-W-X15 218313		M22-XDLH-W-X15 218356	
Liquid			M22-XDL-W-X16 218314		M22-XDLH-W-X16 218357	
Klaxon			M22-XDL-W-X17 218315		M22-XDLH-W-X17 218358	

Notes

1) Example: M22-X...-*-*




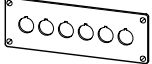


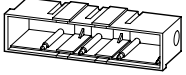

- └ Symbol (new or from library, e.g. GB12)
- └ Colour: e.g. -R, -G, -B, -W, -Y

Letter height 3 mm: max. 8 characters in 1st line, 10 characters in 2nd line, 8 characters in 3rd line
 Letter height 5 mm: max. 5 characters per line
 Extra for quantities of ≤ 9 off + 50 %



RMQ Titan



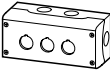
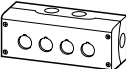
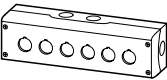
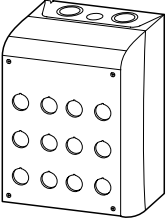
Flush Mounting Panels, Shrouds

	Degree of protection	Number of locations	Colour ¹⁾	Cable entry knockouts Quantity × M20	Type Article no.	Price See Price List	Std. pack
Flush mounting panels							
Legend plates cannot be used if push-buttons are fitted in vertical column Without apertures, if required							
							
Aluminium with yellow paint finish for Emergency-Stop buttons	IP54	1		–	M22-EY1 216542		5 off
Aluminium, light anodized	IP54	1		–	M22-E1 216541		5 off
		2		–	M22-E2 216543		
		3		–	M22-E3 216544		
		4		–	M22-E4 216545	1 off	
		5		–	M22-E5 216546		
		6		–	M22-E6 216547		
							
Shrouds							
Plastic, light grey							
	IP55	1		3	M22-H1 216548		1 off
		2		4	M22-H2 216549		
		3		4	M22-H3 216550		
	IP40	4		4	M22-H4 216551		
		5		5	M22-H5 216552		
		6		6	M22-H6 216553		
							
Set of plaster keys							
Consists of two plaster keys as an aid to flush mounting of shrouds in plaster							
	–	–	–	–	M22-UPE 216554		1 off

Notes

¹⁾ Yellow RAL 1004,
light grey RAL 7035

RMQ Titan
Surface Mounting Enclosures







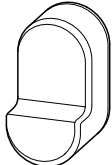
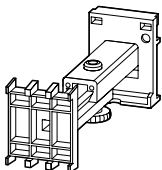
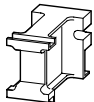



	Number of locations	Cable entry knockouts		Colour ¹⁾	Type	Price	Std. pack
		Bottom	Sides		Article no.	See Price List	
		Quantity × M...					
Surface mounting enclosure, IP66 totally insulated							
With stainless steel screws							
For Emergency-Stop buttons							
	1	2 × 16	2 × 25/20 1 × 20	●	M22-IY1 216536		1 off
	1	2 × 16	2 × 25/20 1 × 20	●	M22-I1 216535		
	2	2 × 16	1 × 20 2 × 25/20	●	M22-I2 216537		
	3	2 × 16	2 × 25/20 2 × 20	●	M22-I3 216538		
	4	2 × 16	2 × 25/20 2 × 20	●	M22-I4 216539		
	6	2 × 16	2 × 25/20 2 × 20	●	M22-I6 216540		
Surface mounting enclosures, IP55 totally insulated							
	12	2 × 32/25	4 × 32/25 2 × 20	●	M22-I12 222688		1 off

Notes

¹⁾ Colour: yellow RAL 1004, enclosure cover light grey RAL 7035, enclosure base anthracite RAL 9005



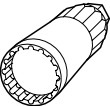
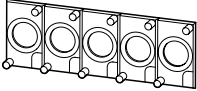
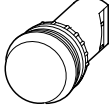
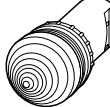

RMQ Titan

Accessories

	For use with	Colour	Type Article no.	Price See Price List	Std. pack
Blanking plugs, IP66					
Round style 	For blanking off reserve locations		M22S-B 216390		50 off
			M22S-B-GVP 216391		250 off
			M22-B 216388		50 off
			M22-B-GVP 216389		250 off
Actuator diaphragms for IP67					
Transparent diaphragms for severe environmental conditions and use in the food industry. Do not use with legend plates since degree of protection is not guaranteed					
 	M22(S)-D(R)-... push-button actuators M22(S)-DL-..., M22(S)-DRL-... illuminated push-button actuators M22-L(C)-... flush indicator lights		M22-T-D 216395		10 off
	M22(S)-DD(L)-... double actuators		M22-T-DD 216396		10 off
Telescopic clip					
For adjusting depth of rear mounting devices in CI enclosures and panels with a mounting depth of 115 – 155 mm. Stepless adjustment, screw fixing and snap fitting (top-hat rail to EN 50 022). Maximum of 10 × M22-TC per enclosure, 5 of which can hold stay-put actuators. Do not use with Emergency-Stop actuators.					
	For 3 contact/LED elements, base fixing, with centring adapter.		M22-TC 216398		10 off
Extension					
	For telescopic clip: for mounting depths up to 205 mm		M22-TCV 225527		1 off
Centring adapter					
	For use with M22-TC telescopic clip		M22-ZA 216399		10 off
IVS top-hat rail adapter					
	For EN 50 022 top-hat rail For front fixing		M22-IVS 216400		1 off
Plunger bridge					
	For middle contact on 3-position selector switch, non-illuminated (1 off), black		M22-XW 216405		10 off

RMQ Titan

Accessories




	For use with	Colour	Type Article no.	Price See Price List	Std. pack	
Threaded ring M22 × 1.5 mm 			M22-GR 216401		50 off	
			M22-GR-GVP 216404		500 off	
Set of adapter rings 30/22.3 mm Black, consists of adapter ring and lock nut 	For fitting 22.3 mm diameter buttons into 30.5 mm diameter holes	●	M22S-R30 216408		10 off	
Combination box spanner 	For threaded ring	—	M22-MS 216402		5 off	
Fixing plate 	For fixing shrouds (M22-H...) to the M22-E... flush mounting panel for 5 locations	●	M22-XE5 218945		1 off	
Indicator lights, Compact, IP67, 69K Flush, with BA 9s lamp socket 		○	M22-LC-W 216907		10 off	
		●	M22-LC-R 216908			
		●	M22-LC-G 216909			
		●	M22-LC-Y 216910			
		●	M22-LC-B 216911			
		Without lens	M22-LC-X 216912			
	Extended, with BA 9s lamp socket 		○	M22-LCH-W 216914		
			●	M22-LCH-R 216915		
			●	M22-LCH-G 216916		
			●	M22-LCH-Y 216917		
		●	M22-LCH-B 216918			
Bulb extractor 	For M22-LC(H)... For Compact indicator lights	—	M22-LG 216403		5 off	
Inscription and selection software			M22-TITAN-SELECT 222888		1 off	
Sheet of adhesive labels			XGKE-GE 207517		25 off ¹⁾	

Notes

¹⁾ 1 off = 1 sheet
240 labels per sheet

RMQ Titan

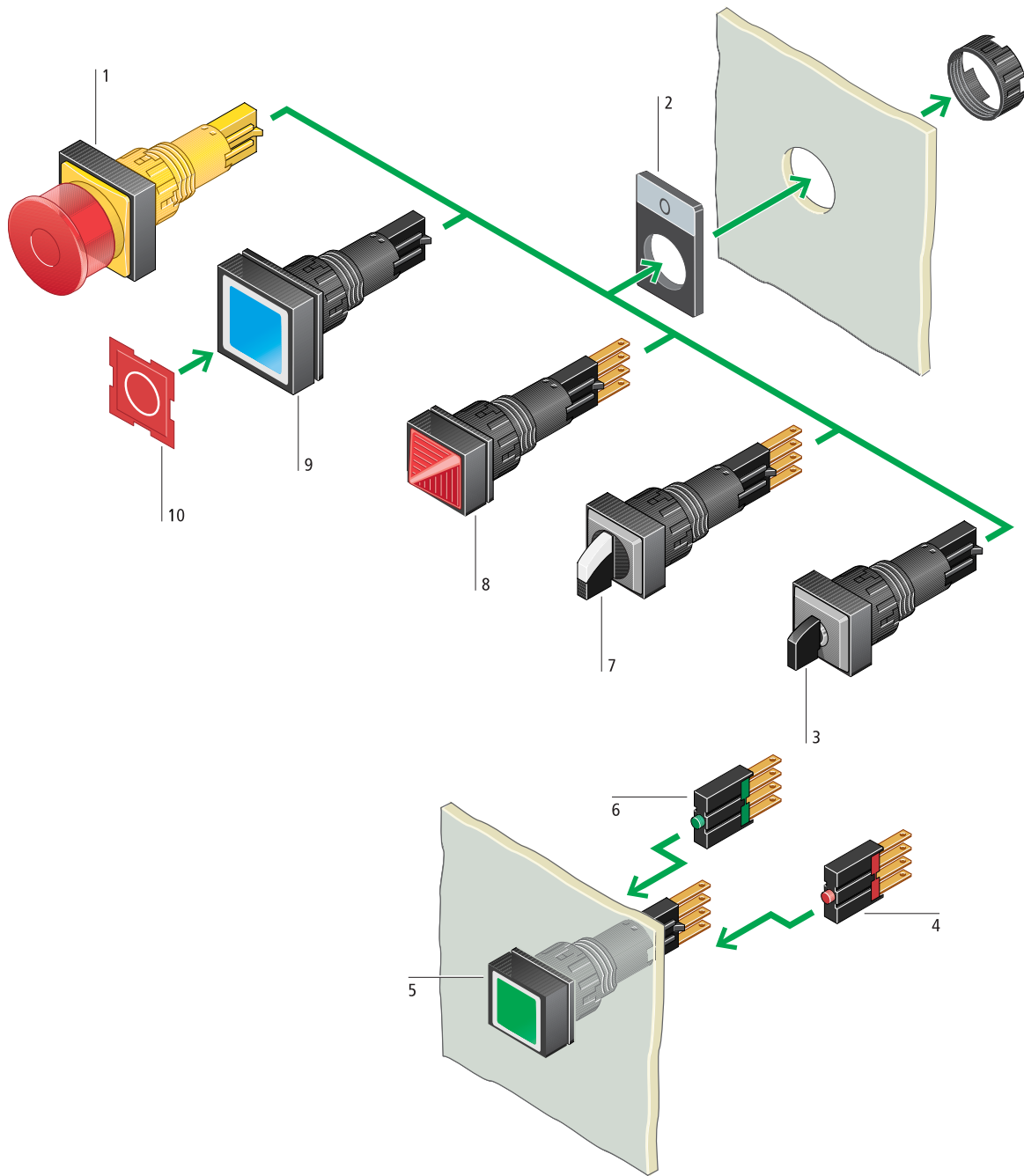
Accessories

	Service life to EN 60 064	Colour	Type Article no.	Price See Price List	Std. pack
Blade terminal to DIN 46 244 1 × 6.3 × 0.8/2 × 2.8 × 0.8 mm					
	$t_{\text{mean}} \text{ (AC)}$ at $T_a = +25 \text{ }^\circ\text{C}$				
For contact and lamp socket elements Use insulated ferrules to DIN 46 245.			BT483 059904		100 off
BA 9s filament bulbs for Compact indicator lights Maximum length 28 mm, diameter 10 mm Made from selected, high-quality components					
					
110 – 130 V/2.4 W	2000 h		GL130 074200		50 off
6 V/2.0 W	5000 h		GL6 078946		
12 V/2.0 W	5000 h		GL12 071827		
24 V/2.0 W	5000 h		GL24 062570		
48 V/2.0 W	5000 h		GL48 076573		
60 V/2.0 W	5000 h		GL60 081319		
24 V/1.2 W	5000 h		GL24-1.2 045097		
BA 9s neon bulbs for Compact indicator lights Maximum length 28 mm, diameter 10 mm					
110 – 130 V AC/0.1 W	20000 h		GIL110K 055211		50 off
220 – 240 V AC/0.33 W	20000 h		GIL220K 057584		50 off
BA 9s single-chip LEDs for Compact indicator lights For AC and DC (positive pole connected to X1), protected against polarity reversal Built-in suppressor circuit up to 1500 V					
					
18 – 30 V AC/DC/15 mA	100000 h	○	LED-W 203962		10 off
18 – 30 V AC/DC/15 mA	100000 h	●	LED-R 203960		
18 – 30 V AC/DC/15 mA	100000 h	●	LED-G 203959		
18 – 30 V AC/DC/15 mA	100000 h	●	LED-Y 203963		
18 – 30 V AC/DC/15 mA	100000 h	●	LED-B 203961		
BA 9s flashing LEDs for Compact indicator lights For DC (positive pole connected to X1), protected against polarity reversal LED flash rate $\approx 1.1 \text{ Hz}$, Built-in suppressor circuit up to 1500 V					
24 V DC/0.5 W	20000 h (DC)	●	LED-GE24B 013195		10 off
24 V DC/0.5 W	20000 h (DC)	●	LED-GN24B 015568		
24 V DC/0.5 W	20000 h (DC)	●	LED-RT24B 017941		

RMQ Titan
Notes



RMQ16 System Overview

Control Circuit Devices



RMQ16

System Overview
























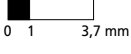
<p>Emergency-Stop actuators 1</p> <p>Tamper proof to ISO 13 850/EN 418</p> <hr/> <p>Illuminated and non-illuminated</p> <p>Additional plates with and without text</p> <hr/> <div style="display: flex; justify-content: space-around;">   </div> <hr/> <p>→ Page 02/051</p> <hr/> <p>Label mounts 2</p> <p>For insert plates</p> <p>Colour: light grey, black, yellow</p> <p>Insert plates with and without text</p> <hr/> <p>→ Page 02/056</p> <hr/> <p>Key-operated actuators 3</p> <p>Two or three positions</p> <p>Switching angle 45°</p> <p>Spring-return and stay-put</p> <p>Various lock mechanisms</p> <hr/> <p>→ Page 02/046</p>	<p>Break contact element (red) 4</p> <p>With blade terminal</p> <p>Universal contacts suitable for use with electronic devices</p> <p>Positive opening safety function to IEC/EN 60 947-5 -1</p> <hr/> <p>→ Page 02/044</p> <hr/> <p>Illuminated push-button actuators 5</p> <p>Spring-return and stay-put</p> <p>Interchangeable insert plates</p> <p>Colours: white, green, red, yellow, blue</p> <hr/> <p>→ Page 02/045</p> <hr/> <p>Make contact element (green) 6</p> <p>With blade terminal</p> <p>Universal contacts suitable for use with electronic devices</p> <hr/> <p>→ Page 02/044</p> <hr/> <p>Selector switch actuators 7</p> <p>Two or three positions</p> <p>Switching angle 45°</p> <p>Spring-return and stay-put</p> <p>Illuminated selector switch actuators with integral lamp socket</p> <p>Colours: white, green, red</p> <hr/> <p>→ Page 02/046</p>	<p>Indicator lights 8</p> <p>Flush and conical versions</p> <p>Integral lamp socket</p> <p>For filament bulbs and LEDs</p> <p>Colours: white, green, red, yellow, blue</p> <hr/> <p>→ Page 02/050</p> <hr/> <p>Push-button actuators 9</p> <p>Spring-return and stay-put</p> <p>Interchangeable button plates</p> <p>Colours: white, green, red, yellow, blue, black</p> <hr/> <p>→ Page 02/044</p> <hr/> <p>Button plates/insert plates 10</p> <p>Abrasion-proof button plates for push-button actuators</p> <p>Transparent insert plates for illuminated push-button actuators and indicator lights</p> <p>With and without text</p> <p>With standard texts and symbols</p> <hr/> <p>→ Page 02/052</p>
--	---	---

Product features

- Front dimension and minimum grid dimensions 18 × 18 mm or 25 × 25 mm
- Mounting diameter 16.2 mm to EN 50 007
- Degree of protection IP65
- Switching of different potentials
- Can be used with electronic devices to IEC/EN 61 131-2
- Technical data to IEC/EN 60 947-5-1
- Approved throughout the world

RMQ16

Push-Button Actuators, Contact Elements




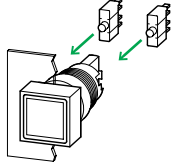






















		Square style Front dimensions:		Price See Price List	Std. pack		
Contacts M = Make, B = Break, ⊕ = Positive opening safety function to IEC/EN 60 947-5-1	Button plate	18 × 18 mm Type Article no.	25 × 25 mm Type Article no.				
Push-button actuators, IP65							
Spring-return							
		Q18D-11 086332	Q25D-11 090471		10 off		
		Q18D-10 086299	Q25D-10 090421				
		Q18D-20 054041	Q25D-20 054038				
		Q18D-19 054040	Q25D-19 054039		10 off		
		Q18D-SW 086788	Q25D-SW 087230				
		Q18D-WS 086752	Q25D-WS 086808				
		Q18D-GN 086450	Q25D-GN 086409				
		Q18D-RT 086713	Q25D-RT 086444				
		Q18D-GE 086417	Q25D-GE 086343				
		Q18D-BL 086384	Q25D-BL 086328				
	Without	Q18D-X 093623	Q25D-X 093624		10 off		
	Stay-put						
		Q18DR-SW 086269	Q25DR-SW 088739			10 off	
	Q18DR-WS 086243	Q25DR-WS 088701					
	Q18DR-GN 086176	Q25DR-GN 088531					
	Q18DR-RT 086209	Q25DR-RT 088627					
	Q18DR-GE 090482	Q25DR-GE 088404					
	Q18DR-BL 090241	Q25DR-BL 088110					
Without	Q18DR-X 093625	Q25DR-X 093626					
Contact Elements¹⁾							
Admissible operational voltage: 5 – 250 V							
	1 M 	 0 2,2 3,7 mm		E10 090351	E10 090351		50 off
	1 B ⊕ 	 0 1 3,7 mm		E01 090401	E01 090401	50 off	

Notes

¹⁾ $\begin{matrix} |_{xy} \\ |_{xy} \end{matrix}$ x = Sequence numbers on front element
y = Function numbers on contact element

RMQ16

Illuminated Push-Button Actuators, Contact Elements

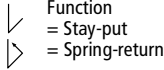
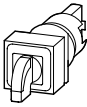
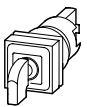

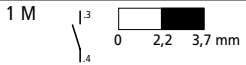
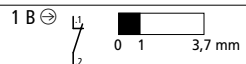

		 Square style Front dimensions:				
Lens		18 × 18 mm	25 × 25 mm			
		Type	Type	Price		Notes
		Article no.	Article no.	See Price List	Std. pack	
Illuminated push-button actuators, IP65						
Spring-return Without filament bulb 		Q18LT-WS 089202	Q25LT-WS 086262		10 off	
		Q18LT-GN 089067	Q25LT-GN 086206			
		Q18LT-RT 089776	Q25LT-RT 086238			
		Q18LT-GE 088808	Q25LT-GE 086173			
		Q18LT-BL 088764	Q25LT-BL 090479			
With filament bulb, 24 V		Q18LT-WS/WB 088561	Q25LT-WS/WB 090226		10 off	Accessories Page Assembly aids and accessories 02/059
		Q18LT-GN/WB 088509	Q25LT-GN/WB 089190			
		Q18LT-RT/WB 088537	Q25LT-RT/WB 089998			
		Q18LT-GE/WB 088449	Q25LT-GE/WB 089137			
		Q18LT-BL/WB 088338	Q25LT-BL/WB 089102			
Stay-put Without filament bulb		Q18LTR-WS 088123	Q25LTR-WS 087232		10 off	
		Q18LTR-GN 087831	Q25LTR-GN 086812			
		Q18LTR-RT 087918	Q25LTR-RT 086840			
		Q18LTR-GE 087764	Q25LTR-GE 086784			
		Q18LTR-BL 086813	Q25LTR-BL 086739			
With filament bulb, 24 V		Q18LTR-WS/WB 086708	Q25LTR-WS/WB 086447		10 off	
		Q18LTR-GN/WB 086413	Q25LTR-GN/WB 086380			
		Q18LTR-RT/WB 086448	Q25LTR-RT/WB 086412			
		Q18LTR-GE/WB 086382	Q25LTR-GE/WB 086346			
		Q18LTR-BL/WB 086348	Q25LTR-BL/WB 086330			
Contact elements¹⁾						
Admissible operational voltage: 5 – 250 V						
	1 M 	E10 090351	E10 090351		50 off	
	1 B ⊖ 	E01 090401	E01 090401		50 off	

Notes

¹⁾ $\begin{matrix} |_{xy} \\ |_{xy} \end{matrix}$ x = Sequence numbers on front element
 y = Function numbers on contact element

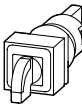
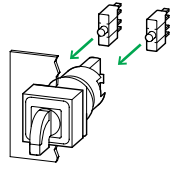
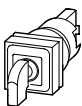

RMQ16

Selector Switch Actuators, Key-Operated Actuators, Contact Elements

						Square style Front dimensions:			
						18 × 18 mm	25 × 25 mm		
						Type	Type	Price	
						Article no.	Article no.	See Price List	
								Std. pack	
 <p>Function = Stay-put = Spring-return</p>		<p>Contacts M = Make, B = Break, ⊕ = Positive opening safety function to IEC/EN 60 947-5-1</p>		<p>Key withdrawable in position</p>		<p>Colour</p>			
Selector switch actuators, IP65, 2 positions									
With VS anti-rotation feature									
	▷	45°				Q18WK1 036515	Q25WK1 036599	5 off	
	∨	45°				Q18WK1R 036598	Q25WK1R 036600	5 off	
Key-operated actuators, IP65, 2 positions									
With 1 key and VS anti-rotation feature									
	▷	45°		0	●	Q18S1 038806	Q25S1 038773	5 off	
	∨	45°		0	I	Q18S1R 038805	Q25S1R 038772		
	∨	45°		0	●	Q18S1R-A1 072312	Q25S1R-A1 072376		
<p>Other individual lock mechanisms (each colour corresponds to one lock mechanism)</p>	▷	45°		0	●	Q18S1-GN 062148	Q25S1-GN 062150	1 off	
	∨	45°		0	I	Q18S1R-GN 062151	Q25S1R-GN 062108		
	▷	45°		0	●	Q18S1-RT 046841	Q25S1-RT 046843		
	∨	45°		0	I	Q18S1R-RT 046837	Q25S1R-RT 046839		
	▷	45°		0	○	Q18S1-WS 046849	Q25S1-WS 046851		
	∨	45°		0	I	Q18S1R-WS 046845	Q25S1R-WS 046847		
	▷	45°		0	●	Q18S1-BL 045959	Q25S1-BL 046835		
∨	45°		0	I	Q18S1R-BL 062814	Q25S1R-BL 045502			
Contact elements¹⁾									
Admissible operational voltage: 5 – 250 V									
	1 M				●		E10 090351	E10 090351	50 off
	1 B ⊕				●		E01 090401	E01 090401	50 off
Notes									
¹⁾  <p>x = Sequence numbers on front element y = Function numbers on contact element</p>									

RMQ16

Selector Switch Actuators, Key-Operated Actuators, Contact Elements

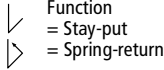
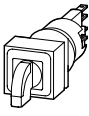






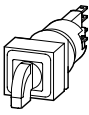













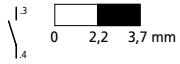



		Square style Front dimensions:		Colour	Type Article no.	Type Article no.	Price See Price List	Std. pack	Notes
Function = Stay-put = Spring-return	Key withdrawable in position	18 × 18 mm	25 × 25 mm						
Selector switch actuators, IP65, 3 positions									
With VS anti-rotation feature									
	45°	↕	45°		Q18WK3 072308	Q25WK3 072372		5 off	
	45°	↓	45°		Q18WK3R 072309	Q25WK3R 072373			
	45°	↕	45°		Q18WK3R1 072310	Q25WK3R1 072374			
	45°	↕	45°		Q18WK3R2 072311	Q25WK3R2 072375			
Key-operated actuators, IP65, 3 positions									
With VS anti-rotation feature									
	45°	↕	45°	0	●	Q18S3 072313	Q25S3 072377	5 off	Accessories Assembly aids and accessories
	45°	↓	45°	I 0 II	●	Q18S3R 072314	Q25S3R 072378	5 off	
	45°	↓	45°	0	●	Q18S3R-A1 072315	Q25S3R-A1 072379	1 off	
	45°	↓	45°	I 0	●	Q18S3R-A2 072316	Q25S3R-A2 072380		
	45°	↕	45°	0 II	●	Q18S3R-A3 072317	Q25S3R-A3 072381		
	45°	↕	45°	I 0	●	Q18S3R-A4 072318	Q25S3R-A4 072382		
	45°	↕	45°	0	●	Q18S3R-A5 072319	Q25S3R-A5 072383		
	45°	↕	45°	0 II	●	Q18S3R-A6 072320	Q25S3R-A6 072384		
	45°	↕	45°	0	●	Q18S3R-A7 072321	Q25S3R-A7 072385		
	Other individual lock mechanisms (each colour corresponds to one lock mechanism)	45°	↕	45°	0	●	Q18S3-GN 062149	Q25S3-GN 062153	
	45°	↓	45°	I 0 II	●	Q18S3R-GN 062152	Q25S3R-GN 062147		
	45°	↕	45°	0	●	Q18S3-RT 046842	Q25S3-RT 046844		
	45°	↓	45°	I 0 II	●	Q18S3R-RT 046838	Q25S3R-RT 046840		
	45°	↕	45°	0	○	Q18S3-WS 046850	Q25S3-WS 046852		
	45°	↓	45°	I 0 II	○	Q18S3R-WS 046846	Q25S3R-WS 046848		
	45°	↕	45°	0	●	Q18S3-BL 046368	Q25S3-BL 046836		
	45°	↓	45°	I 0 II	●	Q18S3R-BL 064430	Q25S3R-BL 045646		
Contact elements¹⁾									
Admissible operational voltage: 5 – 250 V									
	1 M				●	E10 090351	E10 090351	50 off	
	1 B ⊕				●	E01 090401	E01 090401	50 off	

Notes

1) $\begin{matrix} | \\ xy \end{matrix}$ x = Sequence numbers on front element
y = Function numbers on contact element

RMQ16

Illuminated Selector Switch Actuators, Contact Elements


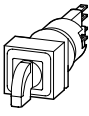

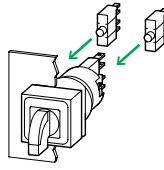


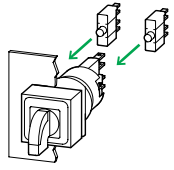


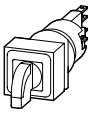







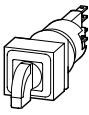





























				Square style Front dimensions:					
				18 × 18 mm	25 × 25 mm				
				Type	Type	Price		Std. pack	
				Article no.	Article no.	See Price List			
 <p>Function = Stay-put = Spring-return</p>		<p>Contacts M = Make, B = Break, ⊕ = Positive opening safety function to IEC/EN 60 947-5-1</p>		<p>Thumb-grip colour</p>					
Illuminated selector switch actuators, IP65, 2 positions									
With VS anti-rotation feature Without filament bulb									
	↳	45°			Q18LWK1-WS 040349	Q25LWK1-WS 040658			5 off
	↳	45°			Q18LWK1-RT 039337	Q25LWK1-RT 040657			
	↳	45°			Q18LWK1-GN 039336	Q25LWK1-GN 040656			
	↵	45°			Q18LWK1R-WS 040376	Q25LWK1R-WS 040661			
	↵	45°			Q18LWK1R-RT 040351	Q25LWK1R-RT 040660			
	↵	45°			Q18LWK1R-GN 040350	Q25LWK1R-GN 040659			
Illuminated selector switch actuators, IP65, 3 positions									
With VS anti-rotation feature Without filament bulb									
	45°	↕	45°		Q18LWK3-WS 072322	Q25LWK3-WS 072358			5 off
	45°	↕	45°		Q18LWK3-RT 072323	Q25LWK3-RT 072359			
	45°	↕	45°		Q18LWK3-GN 072324	Q25LWK3-GN 072360			
	45°	↵	45°		Q18LWK3R-WS 072325	Q25LWK3R-WS 072361			
	45°	↵	45°		Q18LWK3R-RT 072326	Q25LWK3R-RT 072362			
	45°	↵	45°		Q18LWK3R-GN 072327	Q25LWK3R-GN 072363			
	45°	↵	45°		Q18LWK3R1-WS 072328	Q25LWK3R1-WS 072364			
	45°	↵	45°		Q18LWK3R1-RT 072329	Q25LWK3R1-RT 072365			
	45°	↵	45°		Q18LWK3R1-GN 072330	Q25LWK3R1-GN 072366			
	45°	↕	45°		Q18LWK3R2-WS 072331	Q25LWK3R2-WS 072367			
	45°	↕	45°		Q18LWK3R2-RT 072332	Q25LWK3R2-RT 072368			
	45°	↕	45°		Q18LWK3R2-GN 072333	Q25LWK3R2-GN 072369			
Contact elements¹⁾									
Admissible operational voltage: 5 – 250 V									
	1 M				E10 090351	E10 090351			50 off
	1 B ⊕				E01 090401	E01 090401			50 off

Notes


¹⁾ $\begin{matrix} |_{xy} \\ |_{xy} \end{matrix}$ x = Sequence numbers on front element
y = Function numbers on contact element

RMQ16

Illuminated Selector Switch Actuators, Contact Elements


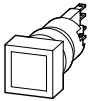























		 Square style Front dimensions:									
		18 × 18 mm	25 × 25 mm								
 Function = Stay-put  = Spring-return	Thumb-grip colour	Type	Type	Price	Std. pack	Notes					
		Article no.	Article no.	See Price List							
Illuminated selector switch actuators, IP65, 2 positions With VS anti-rotation feature With filament bulb, 24 V											
	 45°		Q18LWK1-WS/WB 038978	Q25LWK1-WS/WB 040379	5 off	 Accessories Page Assembly aids and accessories 02/059					
	 45°		Q18LWK1-RT/WB 038930	Q25LWK1-RT/WB 040378							
	 45°		Q18LWK1-GN/WB 038883	Q25LWK1-GN/WB 040377							
	 45°		Q18LWK1R-WS/WB 039335	Q25LWK1R-WS/WB 040476							
	 45°		Q18LWK1R-RT/WB 039248	Q25LWK1R-RT/WB 040381							
	 45°		Q18LWK1R-GN/WB 039247	Q25LWK1R-GN/WB 040380							
Illuminated selector switch actuators, IP65, 3 positions With VS anti-rotation feature With filament bulb, 24 V											
	45°  45°		Q18LWK3-WS/WB 072334	Q25LWK3-WS/WB 072346	5 off						
	45°  45°		Q18LWK3-RT/WB 072335	Q25LWK3-RT/WB 072347							
	45°  45°		Q18LWK3-GN/WB 072336	Q25LWK3-GN/WB 072348							
	45°  45°		Q18LWK3R-WS/WB 072337	Q25LWK3R-WS/WB 072349							
	45°  45°		Q18LWK3R-RT/WB 072338	Q25LWK3R-RT/WB 072350							
	45°  45°		Q18LWK3R-GN/WB 072339	Q25LWK3R-GN/WB 072351							
	45°  45°		Q18LWK3R1-WS/WB 072340	Q25LWK3R1-WS/WB 072352							
	45°  45°		Q18LWK3R1-RT/WB 072341	Q25LWK3R1-RT/WB 072353							
	45°  45°		Q18LWK3R1-GN/WB 072342	Q25LWK3R1-GN/WB 072354							
	45°  45°		Q18LWK3R2-WS/WB 072343	Q25LWK3R2-WS/WB 072355							
	45°  45°		Q18LWK3R2-RT/WB 072344	Q25LWK3R2-RT/WB 072356							
	45°  45°		Q18LWK3R2-GN/WB 072345	Q25LWK3R2-GN/WB 072357							
	Contact elements¹⁾ Admissible operational voltage: 5 – 250 V										
		1 M 		E10 090351				E10 090351	50 off		
1 B 			E01 090401	E01 090401	50 off						

Notes

1)  x = Sequence numbers on front element
y = Function numbers on contact element





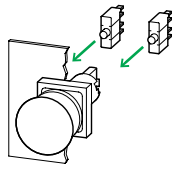

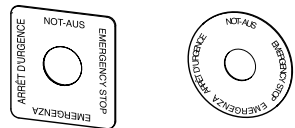


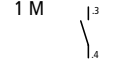

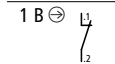

RMQ16

Indicator Lights

		 Square style Front dimensions:			
		18 × 18 mm	25 × 25 mm		
		Type	Type	Price	Std. pack
		Article no.	Article no.	See Price List	
Indicator lights, IP65					
Flush Without filament bulb 		Q18LF-WS 088406	Q25LF-WS 090228		10 off
		Q18LF-GN 088337	Q25LF-GN 090000		
		Q18LF-RT 088387	Q25LF-RT 090198		
		Q18LF-GE 088303	Q25LF-GE 089252		
		Q18LF-BL 088270	Q25LF-BL 089229		
		Q18LF-WS/WB 088059	Q25LF-WS/WB 089151		
With filament bulb, 24 V 		Q18LF-GN/WB 087947	Q25LF-GN/WB 088828		10 off
		Q18LF-RT/WB 088001	Q25LF-RT/WB 089104		
		Q18LF-GE/WB 087915	Q25LF-GE/WB 088798		
		Q18LF-BL/WB 087860	Q25LF-BL/WB 088761		
		Q18LF-WS/WB 088705	Q25LF-WS/WB 086263		
		Q18LH-GN 088629	Q25LH-GN 086207		
Conical Without filament bulb 		Q18LH-RT 088655	Q25LH-RT 086241		10 off
		Q18LH-GE 088585	Q25LH-GE 090481		
		Q18LH-BL 088560	Q25LH-BL 090428		
		Q18LH-WS/WB 088535	Q25LH-WS/WB 090405		
		Q18LH-GN/WB 088483	Q25LH-GN/WB 090312		
		Q18LH-RT/WB 088507	Q25LH-RT/WB 090354		
With filament bulb, 24 V 		Q18LH-GE/WB 088448	Q25LH-GE/WB 090285		10 off
		Q18LH-BL/WB 088424	Q25LH-BL/WB 090240		

RMQ16

Emergency-Stop Actuators, Emergency-Stop Labels, Contact Elements



































<p>Contacts M = Make, B = Break, ⊕ = Positive opening safety function to IEC/EN 60 947-5-1</p> <p>Colour Form</p>	<p> Square style Front dimensions: 25 × 25 mm</p> <p>Type Article no.</p> <p>Price See Price List</p>	<p>Std. pack</p>	<p>Notes</p>	
<p>Emergency-Stop actuators, IP65</p>				
<p>Tamper proof to ISO 13 850, EN 418 Plunger remains in actuated position when pressed. Pull to release</p>				
<p> </p>				
<p>Non-illuminated</p> 	<p>Q25PV 072370</p>	<p>5 off</p>	 <p>Accessories Page</p> <hr/> <p>Assembly aids and accessories 02/059</p>	
<p>Illuminated With integral multiple LED, 24 V DC, $I_e = 15 \text{ mA}$ Positive pole connected to X1 No need to change the bulb</p> 	<p>Q25LPV 072371</p>	<p>2 off</p>		
<p>Emergency-Stop labels, IP65</p>				
<p>NOT-AUS EMERGENCY-STOP ARRET D'URGENCE EMERGENZA</p>				
<p>Yellow with black text 50 × 50 mm ∅ 60 mm</p> 	<p>Square SQT1 058874</p> <p>Round SRT1 058873</p>	<p>5 off</p> <p>5 off</p>		
<p>Blank Not suitable for engraving</p> 	<p>Square SQ-GE 063263</p> <p>Round SR-GE 063264</p>	<p>5 off</p> <p>5 off</p>		
<p>Contact elements¹⁾</p>				
<p>Admissible operational voltage: 5 – 250 V</p>				
 <p>1 M  0 2,2 3,7 mm </p> <p>1 B ⊕  0 1 3,7 mm </p>	<p>E10 090351</p> <p>E01 090401</p>	<p>50 off</p> <p>50 off</p>		

Notes

1) $\begin{matrix} |_{xy} \\ |_{xy} \end{matrix}$ x = Sequence numbers on front element
y = Function numbers on contact element

RMQ16








































Marking Plates

		Button plates For push-button actuators					Transparent insert plates For illuminated push-button actuators and indicator lights, flush			
	Symbol	18 × 18 mm Type Article no.	25 × 25 mm Type Article no.	Price See Price List		18 × 18 mm Type Article no.	25 × 25 mm Type Article no.	Price See Price List	Std. pack ¹⁾	
Marking plates										
Symbols to DIN 30 600										
		01TQ18 086816	01TQ25 091121				01LQ18 090231	01LQ25 093180		20 off
		02TQ18 086859	02TQ25 091149				-	-		
		03TQ18 087766	03TQ25 091184				-	-		
		04TQ18 087834	04TQ25 091442				-	-		
		05TQ18 087867	05TQ25 091471				-	-		
		06TQ18 087920	06TQ25 091506				-	-		
AUS		10TQ18 087951	10TQ25 091536				10LQ18 090243	10LQ25 093225		20 off
STOP or OFF		19TQ18 054510	19TQ25 054508				-	-		
EIN		11TQ18 088007	11TQ25 091562				11LQ18 090288	11LQ25 093242		
START or ON		20TQ18 054509	20TQ25 054507				-	-		
		21TQ18 088061	21TQ25 091586				-	-		
Directions		32TQ18 088125	32TQ25 091618				32LQ18 090320	32LQ25 093264		20 off
		36TQ18 088275	36TQ25 092592				36LQ18 090410	36LQ25 093330		
Voltage		34TQ18 095386	34TQ25 092563				34LQ18 090368	34LQ25 093307		
Positive		37TQ18 088315	37TQ25 092608				37LQ18 090434	37LQ25 093365		
Negative		38TQ18 088340	38TQ25 092645				38LQ18 090488	38LQ25 093402		
Hand		40TQ18 088389	40TQ25 092709				40LQ18 086178	40LQ25 093462		20 off
Automatic		41TQ18 088412	41TQ25 092774				41LQ18 086210	41LQ25 093528		
ON-OFF, spring-return		43TQ18 088426	43TQ25 092791				43LQ18 086246	43LQ25 090501		
Unlock		52TQ18 088452	52TQ25 092825				52LQ18 086366	52LQ25 090640		
Lock		53TQ18 088487	53TQ25 092874				53LQ18 086453	53LQ25 090676		

Notes

¹⁾ Minimum order quantity: 5 off

RMQ16 Marking Plates






















Button plates For push-button actuators				Transparent insert plates For illuminated push-button actuators and indicator lights, flush				Std. pack ¹⁾
Symbol	18 × 18 mm Type Article no.	25 × 25 mm Type Article no.	Price See Price List	Symbol	18 × 18 mm Type Article no.	25 × 25 mm Type Article no.	Price See Price List	
Marking plates								
Symbols to DIN 30 600								
Unclamp		54TQ18 088512	54TQ25 093013			54LQ18 086755	54LQ25 090706	20 off
Clamp		55TQ18 088545	55TQ25 093032			55LQ18 086817	55LQ25 090737	
Liquid START		–	921TQ25 047426			63LQ18 086861	63LQ25 090776	
Liquid STOP		63TQ18 088566	63TQ25 093060			63LQ18 086861	63LQ25 090776	
Klaxon		66TQ18 088590	66TQ25 093092			66LQ18 087800	66LQ25 090799	
Spindle START		–	811TQ25 053898		–	–	–	20 off
Spindle STOP		–	814TQ25 047425		–	–	–	
ON-OFF, stay-put		899TQ18 089232	899TQ25 093063			899LQ18 091008	899LQ25 093184	
Directions of movement		911TQ18 089778	911TQ25 093100			911LQ18 091045	911LQ25 093202	
		912TQ18 090181	912TQ25 093135			912LQ18 091088	912LQ25 093228	
Fault	–	–	–			920LQ18 062106	920LQ25 062107	
		80TQ18 088631	80TQ25 093134			80LQ18 087840	80LQ25 090825	20 off
		81TQ18 088663	81TQ25 093158			81LQ18 087868	81LQ25 090854	
		82TQ18 088715	82TQ25 093178			82LQ18 088343	82LQ25 090869	
		83TQ18 088744	83TQ25 093197			83LQ18 088517	83LQ25 090884	
		84TQ18 088766	84TQ25 093224			84LQ18 088547	84LQ25 090916	
		85TQ18 088811	85TQ25 093241			85LQ18 088567	85LQ25 090937	
		86TQ18 089069	86TQ25 093257			86LQ18 088593	86LQ25 090952	
		87TQ18 089107	87TQ25 093288			87LQ18 088664	87LQ25 090990	
		88TQ18 089165	88TQ25 093305			88LQ18 088721	88LQ25 091021	
		89TQ18 089205	89TQ25 093329			89LQ18 088746	89LQ25 091048	

Notes

¹⁾ Minimum order quantity: 5 off

RMQ16

Marking Plates

	Button plates For push-button actuators			Transparent insert plates For illuminated push-button actuators and indicator lights, flush			Std. pack ¹⁾
	18 × 18 mm	25 × 25 mm	Price See Price List	18 × 18 mm	25 × 25 mm	Price See Price List	
	Type Article no.	Type Article no.		Type Article no.	Type Article no.		
Marking plates							
Text ²⁾ to DIN 30 640							
STOP 	–	110TQ25 093363			110LQ18 088773	110LQ25 091091	20 off
STOP 	–	112TQ25 063748			110LQ18 088773	110LQ25 091091	
ARRET 	–	310TQ25 091446			310LQ18 090851	310LQ25 092876	
START 	–	111TQ25 093399			111LQ18 088813	111LQ25 091126	20 off
START 	–	122TQ25 063746			111LQ18 088813	111LQ25 091126	
MARCHE 	–	311TQ25 091475			311LQ18 090865	311LQ25 093017	
AUS 	–	117TQ25 093434			117LQ18 089073	117LQ25 091154	20 off
AUS 	–	113TQ25 063749			117LQ18 089073	117LQ25 091154	
OFF 	–	217TQ25 090911			217LQ18 090498	217LQ25 092569	
ARRET 	–	317TQ25 091508			310LQ18 090851	310LQ25 092876	
EIN 	–	121TQ25 093461			121LQ18 089173	121LQ25 091188	20 off
EIN 	–	123TQ25 063747			121LQ18 089173	121LQ25 091188	
ON 	–	221TQ25 090934			221LQ18 090524	221LQ25 092597	
MARCHE	–	321TQ25 091563			311LQ18 090865	311LQ25 093017	
LINKS 	–	134TQ25 093494			134LQ18 089234	134LQ25 091449	20 off
LEFT	–	234TQ25 090987			234LQ18 090665	234LQ25 092611	
GAUCHE	–	334TQ25 092567			334LQ18 090882	334LQ25 093038	
RECHTS 	–	135TQ25 093527			135LQ18 089877	135LQ25 091477	20 off
RIGHT	–	235TQ25 091009			235LQ18 090699	235LQ25 092661	
DROITE	–	335TQ25 092594			335LQ18 090910	335LQ25 093072	













Notes

¹⁾ Minimum order quantity: 5 off

²⁾ Non-standard inscriptions for button plates and transparent insert plates available upon request. For delivery please enquire

RMQ16

Marking Plates

	Button plates For push-button actuators			Transparent insert plates For illuminated push-button actuators and indicator lights, flush			Std. pack ¹⁾
	18 × 18 mm Type Article no.	25 × 25 mm Type Article no.	Price See Price List	18 × 18 mm Type Article no.	25 × 25 mm Type Article no.	Price See Price List	
Marking plates							
Text ²⁾ to DIN 30 640							
ZU 	–	153TQ25 090632			153LQ18 090185	153LQ25 091510	20 off
CLOSE	–	253TQ25 091089			253LQ18 090731	253LQ25 092724	
FERME	–	353TQ25 092609			353LQ18 090933	353LQ25 093104	
AUF 	–	172TQ25 090732			172LQ18 090206	172LQ25 091538	20 off
UP	–	272TQ25 091124			272LQ18 090768	272LQ25 092778	
MONTEE	–	372TQ25 092711			372LQ18 090949	372LQ25 093139	
AB 	–	173TQ25 090822			173LQ18 090247	173LQ25 091565	20 off
DOWN	–	273TQ25 091152			273LQ18 090796	273LQ25 092794	
DESCENTE	–	373TQ25 092775			373LQ18 090983	373LQ25 093163	
RESET 	–	287TQ25 091185			287LQ18 090820	287LQ25 092844	20 off
VOR 	–	190TQ25 090852			190LQ18 090291	190LQ25 091599	
ZURÜCK 	–	191TQ25 090866			191LQ18 090496	191LQ25 091620	


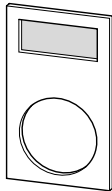













Notes

¹⁾ Minimum order quantity: 5 off

²⁾ Non-standard inscriptions for button plates and transparent insert plates available upon request. For delivery please enquire

RMQ16

Insert Plates, Label Mounts


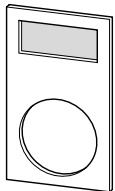

















	Insert plates For Q25T...-X label mounts			Label mounts Q25T... with insert plate		Std. pack
	Type Article no.	Price See Price List		Type Article no.	Price See Price List	
Insert plates, label mounts						
10 × 22 mm						
Blank, black, can be engraved		01SQ25 037986		Q25TS-01 046184		20 off
Blank, aluminium-coloured, can be engraved		02SQ25 038074		Q25TS-02 046185		
Blank, yellow, not suitable for engraving		05SQ25 063201		Q25TGE-05 063259		
Insert plate aluminium-coloured or yellow Text ¹⁾ black		10SQ25 038268		Q25TS-10 046186		
		11SQ25 038269		Q25TS-11 046187		
		32SQ25 038270		Q25TS-32 046188		
		90SQ25 038271		Q25TS-90 046189		
		93SQ25 072300		Q25TS-93 072304		
	STOP			110SQ25 038507		
STOP		110SQ25 038507		Q25TS-110 046190		
ARRET		310SQ25 038768		Q25TS-310 046191		
START		111SQ25 038508		Q25TS-111 046192		
START		111SQ25 038508		Q25TS-111 046192		
MARCHE		311SQ25 038769	Q25TS-311 046193			

Notes

¹⁾ Non-standard inscriptions for insert plates available upon request. For delivery please enquire

RMQ16

Insert Plates, Label Mounts

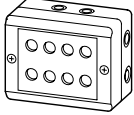
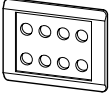








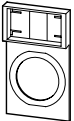



	Insert plates For Q25T...-X label mounts			Label mounts Q25T... with insert plate		Std. pack
	Type Article no.	Price See Price List		Type Article no.	Price See Price List	
Insert plates, label mounts						
Insert plate aluminium-coloured or yellow Text ¹⁾ black						
AUS 	1175Q25 038509			Q25TS-117 046194		20 off
OFF 	2175Q25 038728			Q25TS-217 046195		
ARRET 	3105Q25 038768			Q25TS-310 046191		
EIN 	1215Q25 038579			Q25TS-121 046196		20 off
ON 	2215Q25 038765			Q25TS-221 046197		
MARCHE 	3115Q25 038769			Q25TS-311 046193		
Störung 	1505Q25 038661			Q25TS-150 046198		20 off
FAULT 	2505Q25 038766			Q25TS-250 046199		
DEFAUT 	3865Q25 072302			Q25TS-386 072306		
Betrieb 	1835Q25 038727			Q25TS-183 046201		20 off
RUN 	2835Q25 038767			Q25TS-283 046203		
EN SERVICE 	3835Q25 038771			Q25TS-383 046204		
HAND 0 AUTO 	1975Q25 072301			Q25TS-197 072305		20 off
HAND 0 AUTO 	1975Q25 072301			Q25TS-197 072305		
MAN. 0 AUTO 	3975Q25 072303			Q25TS-397 072307		
NOT-AUS 	1995Q25 063200			Q25TGE-199 063260		20 off
Emergency-Stop 	2995Q25 063199		Q25TGE-299 063261			
ARRET D'URGENCE 	3995Q25 048638		Q25TGE-399 063262			

Notes

¹⁾ Non-standard inscriptions for insert plates available upon request. For delivery please enquire

RMQ16

Enclosures















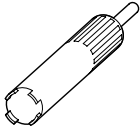






	Colour	Type Article no.	Price See Price List	Std. pack
Surface mounting enclosure, IP65¹⁾				
With moulded cover fixing screws For conventional wiring or for fitting ILP1 printed circuit boards, → HPL0213, Section 05 Enclosure cover light grey ²⁾ Enclosure base black ³⁾ 8 locations With cable entry knockouts Bottom: 4 × PG 9/13,5 Sides: 6 × PG 9/13,5; 1 × PG 13,5				
				
		I8 046299		1 off
Surface mounting enclosure for configuration of complete units				
		K18 054422		1 off
Flush mounting panel, IP65¹⁾				
For conventional wiring or for fitting ELP1 printed circuit boards, → HPL0213, Section 05 8 locations				
				
	 ²⁾	E8 054423		1 off
	 ³⁾	E8-SW 065212		
Flush mounting panel for configuration of complete units				
	 ²⁾	KE8 054424		
	 ³⁾	KE8-SW 065211		
Cover plates, IP65				
For blanking off reserve locations in surface mounting enclosures or flush mounting panels, grid dimensions 25 × 37.5 mm				
				
		Q25AS 036602		10 off
		Q25AGR 048641		
		Q25AGE 048640		
Label mounts for insert plates				
For additional labelling of locations in surface mounting enclosures or flush mounting panels, grid dimensions 25 × 37.5 mm For suitable insert plates → Page 02/052				
				
		Q25TS-X 036601		20 off
		Q25TGR-X 063257		
		Q25TGE-X 063258		

Notes

- 1) Unoccupied locations must be blocked off with blanking plates.
Each occupied location must be equipped with a label mount.
- 2) RAL 7035
- 3) RAL 9005












RMQ16

Accessories

		Service life	Colour	Type Article no.	Price See Price List	Std. pack
		t_{mean} (AC) at $T_a = +25$ °C				
Filament bulbs, W 2 × 4.6 d						
	6 V/1.0 W	10000 h		WBGL6 090223		50 off
	12 V/1.0 W	15000 h		WBGL12 089968		
	24 – 28 V/1.0 W	7000 h		WBGL24 089247		
Multiple LEDs, W 2 × 4.6 d						
For AC/DC						
	6 V/45 mA	60000 h		WBLED-GE6 055711		10 off
				WBLED-GN6 055712		
				WBLED-RT6 055713		
	12 V/24 mA	60000 h		WBLED-GE12 055714		
				WBLED-GN12 055715		
				WBLED-RT12 055716		
Single-Chip LED, W 2 × 4.6 d						
Positive pole to X1 Integral suppressor circuit up to 1000 V						
	18 – 30 V/7 – 12.5 mA	100000 h		LEDWB-Y 208724		10 off
				LEDWB-G 208725		
				LEDWB-R 208726		
				LEDWB-W 208728		
				LEDWB-B 208727		
Combination box spanner						
	For lock nuts, with bulb extractor			R16-MS 090297		10 off
Insulated sleeves						
	For 2.8 × 0.8 mm fast-on connectors, can be push-fitted from the front			ISH2.8 090267		100 off
Fast-on connectors						
	2.8 × 0.8 mm for conductor cross-sections 0.5 – 1 mm ²			LT306.022.3 058863		100 off
Blanking plugs, IP65						
	For blanking off reserve locations, grid spacing 18 × 18 mm			Q18BS 037985		10 off
	For blanking off reserve locations, grid spacing 25 × 25 mm			Q25BS 036976		10 off
Anti-rotation feature						
	Guard ring as anti-rotation feature for all RMQ16 actuators			VS 046301		50 off

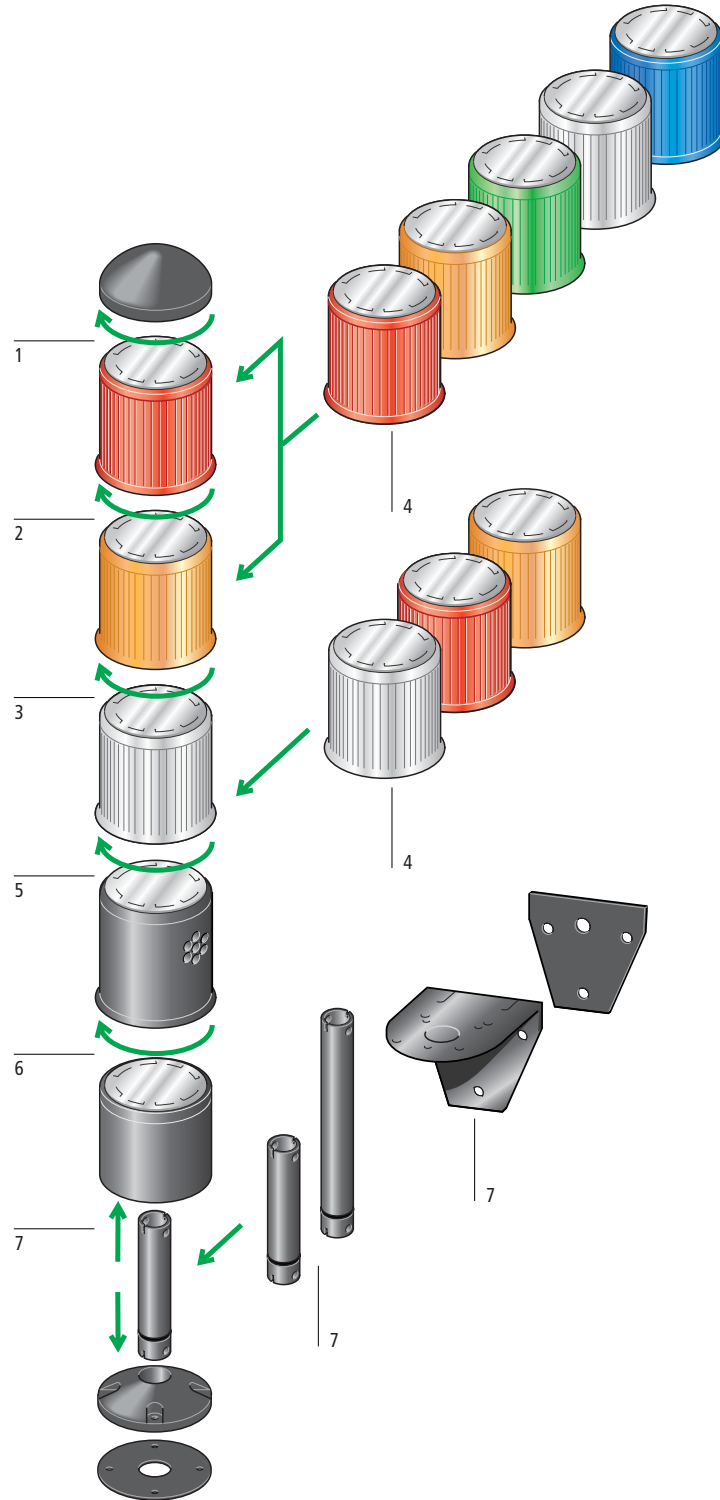
RMQ16

Accessories

For use with	Colour	Type Article no.	Price See Price List	Std. pack
PCB adapter				
For adaptation to printed circuit boards. Lamp socket and contact elements can be fitted directly.				
		PRA16 046302		20 off
Screw adapter IP20				
For conductor cross-sections up to $1 \times 1.5 \text{ mm}^2$, $2 \times 0.75 \text{ mm}^2$				
	For break contacts		SRA01 028101	20 off
	For make contacts		SRA10 028100	
	For lamp sockets		SRAL 028099	
Individual key				
Standard lock mechanism black. Each colour corresponds to a different lock mechanism				
			ES16 065190	10 off
			ES16-GN 030742	5 off
			ES16-RT 030741	
			ES16-WS 030743	
			ES16-BL 030744	

Notes

Signal Towers System Overview



Signal Towers

System Overview

Continuous light	1
Easy to assemble with bayonet fitting	
Arrangement of modules as required	
Degree of protection IP54	
Up to five levels can be actuated individually	
Operating mode 100% DF	
Without lights	
→ Page 02/066	

Flashing light	2
Easy to assemble with bayonet fitting	
Arrangement of modules as required	
Degree of protection IP54	
Up to five levels can be actuated individually	
Operating mode 100% DF	
With filament bulb	
Flash rate: approx. 1 Hz	
→ Page 02/066	

Strobe light	3
Easy to assemble with bayonet fitting	
Arrangement of modules as required	
Degree of protection IP54	
Up to five levels can be actuated individually	
Operating mode 100% DF	
Flash power 1 Ws	
Flash rate: approx. 1 Hz	
→ Page 02/067	

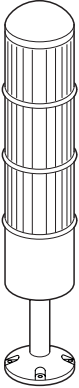


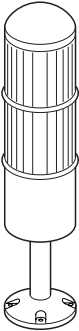





Caps	4
Colours: red, yellow, green, white, blue	
Fresnel grooves ensure even light distribution	

Acoustic indicator	5
Easy to assemble with bayonet fitting	
Arrangement of modules as required	
Degree of protection IP20	
Operating mode 100% DF	
Continuous or pulsed tone	
Sound pressure: approx. 90 dB at 60 cm	
Frequency: 2750 Hz	
→ Page 02/067	










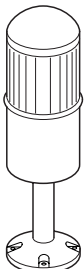





Basic module	6
Easy to assemble with bayonet fitting	
Degree of protection IP54	
For floor mounting or in tubular column	
Terminal capacity: 6 × 1.5 mm ²	
With top cover	
→ Page 02/066	

Accessories	7
Spacer tube available in four lengths	
Stand	
90° wall mounting bracket	
Market-standard four hole fixing	
→ Page 02/067	





























SL... Signal Towers Complete Units

	Rated operational voltage	Number of modules	Colour	Type Article no.	Price See Price List	Std. pack
	U_e		Configuration			
Complete units						
Basic module with stand and 100 mm tube with filament bulb						
	Continuous light IP54	230 V AC	3		SL-100-L-RYG/230 205351	1 off
		24 V AC/DC	3		SL-100-L-RYG/24 205352	1 off
	Continuous light IP54	230 V AC	2		SL-100-L-RG/230 205353	1 off
		24 V AC/DC	2		SL-100-L-RG/24 205354	1 off
	Continuous light IP54	230 V AC	1		SL-100-L-W/230 205355	1 off
		24 V AC/DC	1		SL-100-L-W/24 205356	1 off

SL... Signal Towers Complete Units

	Rated operational voltage U_e	Number of modules	Colour Configuration	Type Article no.	Price See Price List	Std. pack
Complete units						
Basic module with stand and 100 mm tube with filament bulb						
Continuous light IP54 	230 V AC	1		SL-100-L-R/230 205357		1 off
	24 V AC/DC	1		SL-100-L-R/24 205358		1 off
Continuous light IP54 	230 V AC	1		SL-100-L-Y/230 205359		1 off
	24 V AC/DC	1		SL-100-L-Y/24 205360		1 off
Strobe light, IP54 	230 V AC	1		SL-100-FL230-W 205361		1 off
	24 V AC/DC	1		SL-100-FL24-W 205362		1 off
Strobe light, IP54 	230 V AC	1		SL-100-FL230-R 205363		1 off
	24 V AC/DC	1		SL-100-FL24-R 205364		1 off
Acoustic indicator, IP20 Pulsed tone 	110 – 230 V AC/DC	1		SL-100-AP110-230 205365		1 off
	12 – 36 V AC/DC	1		SL-100-AP24 205366		1 off

SL... Signal Towers Modules











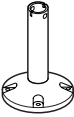



	Rated operational voltage U_e	Colour	Type Article no.	Price See Price List	Std. pack
Basic module					
Black, with top cover					
	With screw terminals		SL-B 205311		1 off
	With Cage Clamp ¹⁾		SL-CB 218483		1 off
Continuous light module					
Without filament bulbs					
			SL-L-W 205312		1 off
			SL-L-R 205313		
			SL-L-G 205314		
			SL-L-Y 205315		
			SL-L-B 205316		
Flashing light module					
With filament bulb, also suitable for LED, $f \approx 1$ Hz					
	24 V AC/DC		SL-BL24-W 205317		1 off
			SL-BL24-R 205318		
			SL-BL24-G 205319		
			SL-BL24-Y 205320		
			SL-BL24-B 205321		
	110 – 130 V AC		SL-BL130-W 205322		1 off
			SL-BL130-R 205323		
			SL-BL130-G 205324		
			SL-BL130-Y 205325		
			SL-BL130-B 205326		
	230 V AC		SL-BL230-W 205327		1 off
			SL-BL230-R 205328		
			SL-BL230-G 205329		
			SL-BL230-Y 205330		
			SL-BL230-B 205331		
Acoustic indicator module					
84 – 92 dB in 60 cm					
	Continuous tone $f = 2750$ Hz	12 – 36 V AC/DC 8 – 12 mA		SL-A24 205341	1 off
		110 – 230 V AC/DC 4 – 8 mA		SL-A110-230 205342	
	Pulsed tone 5 Hz at $f = 2750$ Hz	12 – 36 V AC/DC 8 – 12 mA		SL-AP24 205343	
		110 – 230 V AC/DC 4 – 8 mA		SL-AP110-230 205344	

Notes

¹⁾ Cage Clamp is a registered trademark of Wago Contact Technik GmbH, Minden, Germany

SL... Signal Towers

Modules, Accessories

	Service life t_{mean} at $T_a = +25\text{ °C}$	Rated operational voltage U_e	Colour	Type Article no.	Price See Price List	Std. pack
Strobe light module						
With flash tube, 1 Ws, $f \approx 1\text{ Hz}$						
		24 V AC/DC I_{emax} : 190 mA		SL-FL24-W 205332		1 off
				SL-FL24-R 205333		
				SL-FL24-Y 205334		
		110 – 130 V AC I_{emax} : 31 mA		SL-FL130-W 205335		1 off
				SL-FL130-R 205336		
				SL-FL130-Y 205337		
		230 V AC I_{emax} : 28 mA		SL-FL230-W 205338		1 off
				SL-FL230-R 205339		
				SL-FL230-Y 205340		
Accessories						
Stand with spacer						
	100 mm, black plastic			SL-F100 205345		1 off
	250 mm, black plastic			SL-F250 205346		
	400 mm, metal			SL-F400 215275		
	800 mm, metal			SL-F800 215276		
Fixing bracket 90° for wall mounting						
				SL-FW 205347		1 off
Filament bulb BA 15d, 5 – 7 W						
	2000 h	24 V		SL-L24 205348		1 off
	5000 h	110 – 130 V		SL-L130 205349		
	5000 h	220 – 260 V		SL-L230 205350		
Multiple LED BA 15d, integral suppressor circuit up to 1500 V						
	100000 h	18 – 30 V AC/DC 13 – 50 mA		SL-LED-W 215278		1 off
	100000 h	18 – 30 V AC/DC 13 – 50 mA		SL-LED-R 215279		
	100000 h	18 – 30 V AC/DC 13 – 50 mA		SL-LED-G 215280		
	100000 h	18 – 30 V AC/DC 13 – 50 mA		SL-LED-Y 215281		
	100000 h	18 – 30 V AC/DC 13 – 50 mA		SL-LED-B 215282		
Set of gaskets, IP65 For 3 modules \triangle 4 off						
		To increase degree of protection to IP65 (not applicable to acoustic indicator)		SL-IP65 215277		1 off

RMQ Titan
 Technical Data

		Contact elements	LED elements	Push-button actuators Mushroom actuators	Double actuators	Selector switch actuators Illuminated selector switch actuators
General technical data						
Standards		IEC/EN 60 947, VDE 0660				
Lifespan, mechanical	Operations	× 10 ⁶ 5	–	5	0.2	0.1
Maximum operating frequency	Ops/h	3600	–	3600	3600	2000
Operating force	N	≤ 5	–	≤ 5	≤ 5	–
Operating torque	Nm	–	–	–	–	≤ 0,3
Degree of protection to IEC/EN 60 529		IP20	IP20	IP66	IP65	IP66
Climatic proofing		Damp heat, constant, to IEC 60 068-2-3 Damp heat, cyclical, to IEC 60 068-2-30				
Ambient temperature	Min./Max.	°C	–25/+70	–25/+70 ¹⁾	–25/+70	–25/+70
Mounting position			As required	As required	As required	As required
Mechanical shock resistance to IEC 60 068-2-27 (half-sinusoidal shock, duration 11 ms)	g	> 30	> 30	> 30	> 30	> 30
Terminal capacity						
Solid	Min./Max.	mm ²	0.75/2.5	0.75/2.5	–	–
Stranded	Min./Max.	mm ²	0.5/1.5	0.5/1.5	–	–
Dimensions			→ Page 02/074	→ Page 02/073	→ Page 02/073	→ Page 02/073
Contacts						
Rated impulse withstand voltage U_{imp}	V	6000	6000	–	–	–
Rated insulation voltage U_i	V	500	500	–	–	–
Overvoltage category/ pollution degree		III/3	III/3	–	–	–
Control circuit reliability at						
24 V DC/5 mA	Fault probability H_f	< 10 ⁻⁷ , < 1 fault in 10 ⁷ operations				
5 V DC/1 mA	Fault probability H_f	< 5 × 10 ⁻⁴ , < 1 fault in 5 × 10 ⁶ operations				
Maximum short-circuit protective device						
Fuseless	Type	PKZM0-10/ FAZ-B6	–	–	–	–
Fuse	A gG/gL	10	–	–	–	–
Switching capacity						
Rated operational current I_n						
AC-15						
115 V	A	6	–	–	–	–
230 V	A	6	–	–	–	–
400 V	A	4	–	–	–	–
500 V	A	2	–	–	–	–
DC-13						
24 V	A	3	–	–	–	–
42 V	A	1,7	–	–	–	–
60 V	A	1,2	–	–	–	–
110 V	A	0,8	–	–	–	–
220 V	A	0,3	–	–	–	–
Lifespan, electrical						
AC-15						
230 V/0.5 A	Operations	× 10 ⁶	1.6	–	–	–
230 V/1.0 A	Operations	× 10 ⁶	1.0	–	–	–
230 V/3.0 A	Operations	× 10 ⁶	0.7	–	–	–
DC-13						
12 V/2.8 A	Operations	× 10 ⁶	1.2	–	–	–

 Notes ¹⁾ > 200 V AC/60 Hz: –25/+55 °C

RMQ Titan
 Technical Data

		Key-operated actuators	Indicator lights	Illuminated push-button actuators Push-button actuators Mushroom actuators Stay-put	Emergency-Stop actuators
General technical data					
Standards		IEC/EN 60 947, VDE 0660			
Lifespan, mechanical	Operations	× 10 ⁶ 0.1	–	1	0.1
Maximum operating frequency	Ops/h	100	–	1800	600
Operating force	N	–	–	≤ 5	≤ 50
Operating torque	Nm	≤ 0,5	–	–	–
Degree of protection to IEC/EN 60 529		IP66	IP66	IP66	IP66
Climatic proofing		Damp heat, constant, to IEC 60 068-2-3 Damp heat, cyclical, to IEC 60 068-2-30			
Ambient temperature	Min./Max.	°C	–25/+70	–25/+70	–25/+70
Mounting position			As required	As required	As required
Mechanical shock resistance to IEC 60 068-2-27 (half-sinusoidal shock, duration 11 ms)	g	> 30	> 30	> 30	> 50
Dimensions			→ Page 02/073	→ Page 02/073	→ Page 02/073

RMQ16

Technical Data

		Contact elements	Illuminated push-button actuators (stay-put)	Illuminated selector switch actuators	Indicator lights
General technical data					
Standards		IEC/EN 60 947, VDE 0660			
Lifespan, mechanical	Operations	× 10 ³ 100	30 (3)	3	--
Maximum operating frequency	Ops/h	3600	3600 (1800)	1800	--
Operating force	N	3	4	--	--
Operating torque	Nm	--	--	≤ 0.2	--
Degree of protection to IEC/EN 60 529		IP20 with ISH2.8	IP65	IP65	IP65
Climatic proofing		Damp heat, constant, to IEC 60 068-2-3 Damp heat, cyclical, to IEC 60 068-2-30			
Ambient temperature					
Open	Min./Max.	°C	-25/+60	-25/+60	-25/+60
Enclosed	Min./Max.	°C	-25/+40	-25/+40	-25/+40
Mounting position			As required	As required	As required
Mechanical shock resistance to IEC 60 068-2-27 (half-sinusoidal shock, duration 11 ms)	g	40	40	40	40
Terminal capacity	Min./Max.	mm ²	0.5/1.0	0.5/1.0	0.5/1.0
Blade terminal			2.8 × 0.8 mm to DIN 46 244		
Ferrule			2.8 × 0.8 mm to DIN 46 247 and IEC 60 760		
Dimensions			→ Page 02/078	→ Page 02/078	→ Page 02/078
Contacts					
Rated impulse withstand voltage U _{imp}	V	4000	800	800	800
Rated insulation voltage U _i	V	250	250	250	250
Overvoltage category/pollution degree		III/3	III/3	III/3	III/3
Bemessungsbetriebsspannung U _b	Max. V	250	24	24	24
Rated operational current I _a	Max. A	4	--	--	--
Control circuit reliability at					
24 V DC/5 mA	Fault probability H _f	< 10 ⁻³ , < 1 fault in 10 ³ operations			
5 V DC/1 mA	Fault probability H _f	< 5 × 10 ⁻⁶ , < 1 fault in 5 × 10 ⁶ operations			
Use of insulated ferrule ISH 2.8					
From U _b		> 24 V AC/DC recommended			
From U _i		> 50 V AC or 120 V DC is mandatory, even on unused blade terminals			
Maximum short-circuit protective device					
Fuseless	Type	FAZ-B6	--	--	--
Fuse	A gG/gL	10	--	--	--
Switching capacity					
Rated operational current I_a					
AC-15					
24 V	A	4	--	--	--
48 V	A	4	--	--	--
110 V	A	4	--	--	--
230 V	A	4	--	--	--
DC-13					
24 V	A	3	--	--	--
42 V	A	1.0	--	--	--
60 V	A	0.8	--	--	--
110 V	A	0.5	--	--	--
220 V	A	0.2	--	--	--

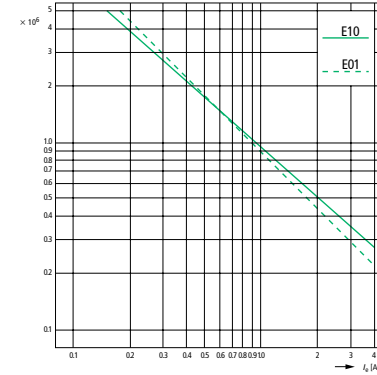
RMQ16

Technical Data

Push-button actuators (stay-put)	Selector switch actuators	Key-operated actuators	Emergency-Stop actuators	Emergency-Stop actuators ¹⁾ illuminated
IEC/EN 60 947, VDE 0660				
30 (3)	3	3	0.5	0.5
3600 (1800)	1800	1800	600	600
4	--	--	25	25
--	≤ 0.2	≤ 0.4	--	--
IP65	IP65	IP65	IP65	IP65
Damp heat, constant, to IEC 60 068-2-3 Damp heat, cyclical, to IEC 60 068-2-30				
-25/+60	-25/+60	-25/+60	-25/+60	-25/+60
-25/+40	-25/+40	-25/+40	-25/+40	-25/+40
As required	As required	As required	As required	As required
40	40	40	40	40
--	--	--	--	0.5/1.0
--	--	--	--	2.8 × 0.8 mm
--	--	--	--	2.8 × 0.8 mm
→ Page 02/078	→ Page 02/078	→ Page 02/078	→ Page 02/078	→ Page 02/078

Lifespan, electrical AC-15 to IEC/EN 60 947-5-1 at 230 V

I_a = Rated operational current



Notes

¹⁾ See illuminated selector switch actuators for contact values

Moeller HPL0211-2001/2002

RMQ16
Technical Data

Moeller HPL0211-2001/2002

RMQ16
Technical Data

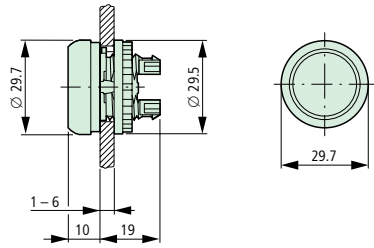
SL Signal Towers

Technical Data

General technical data			
Standards			IEC/EN 60 947, VDE 0660
Degree of protection to IEC/EN 60 529			IP54
Climatic proofing			Damp heat, constant, to IEC 60 068-2-3 Damp heat, cyclical, to IEC 60 068-2-30
Ambient temperature			
Open	Min./Max.	°C	–
Enclosed	Min./Max.	°C	–25/+50
Mounting position			As required
Mechanical shock resistance to IEC 60 068-2-27 (half-sinusoidal shock, duration 11 ms)		g	15
Terminal capacity			
Solid		mm ²	2 × 1.5; 1 × 2.5
Stranded		mm ²	2 × 0.5; 1 × 1.5
Dimensions			→ Page 02/081
Contacts			
Rated impulse withstand voltage U_{imp}		V	4000
Rated insulation voltage U_i		V	250
Overtoltage category/ pollution degree			III/3

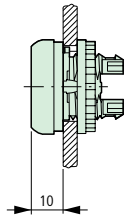
RMQ Titan
Dimensions

Actuators and indicators

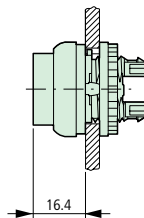


Push-button actuators

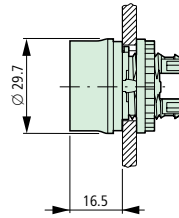
M22-D



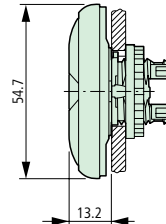
M22-DH



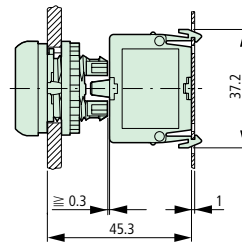
M22-DG



M22-DD

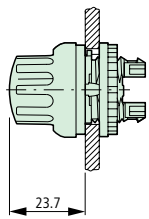


M22-D,
base fixing

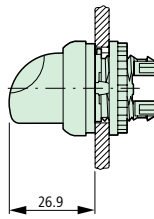


Selector switch actuators

M22-W(R)...

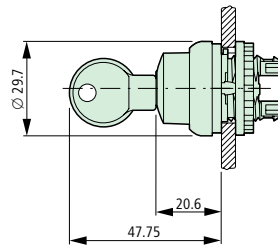


M22-W(R)K...
M22-W(R)LK...



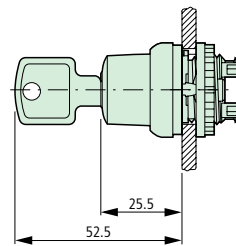
Key-operated actuators
Individual lock mechanisms

M22(S)-W(R)S-(MS...)



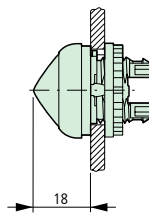
Master key systems

M22(S)-W(R)S-SA...

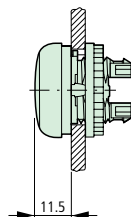


Indicator lights

M22-LH

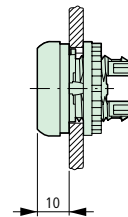


M22-L

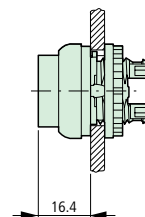


Illuminated push-button actuators

M22-DL

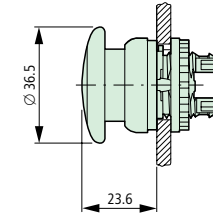


M22-DLH



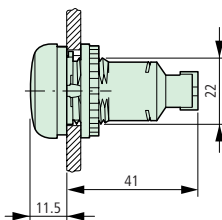
Mushroom actuators

M22-DP

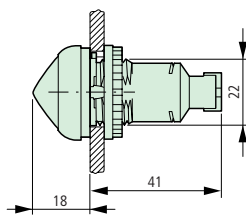


Compact indicator lights

M22-LC-..., M22-AM

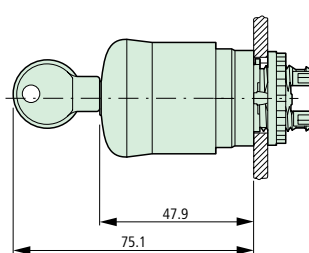


M22-LCH-...



Emergency-Stop actuator

M22-PV, M22S-PV
M22-PVL, M22-PVS-...

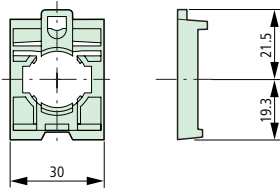


RMQ Titan
Dimensions

Front fixing (style: flush mounting)

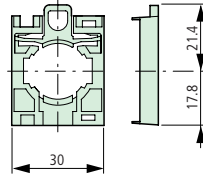
Fixing adapter

M22-A

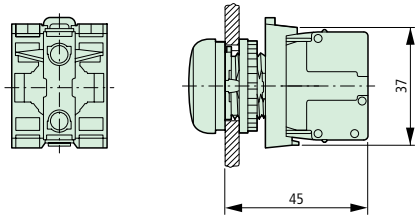


Centring adapter

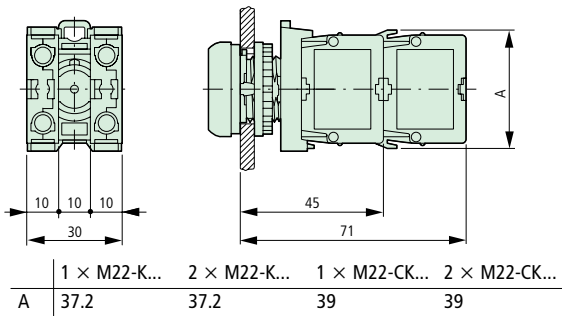
M22-ZA



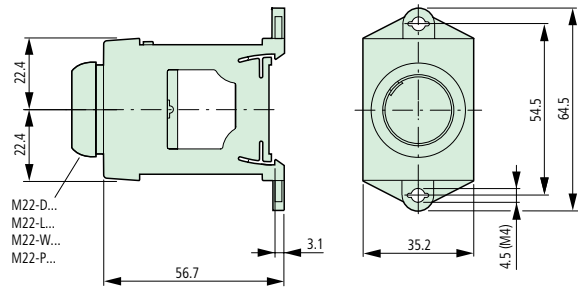
Indicator lights/illuminated push-buttons



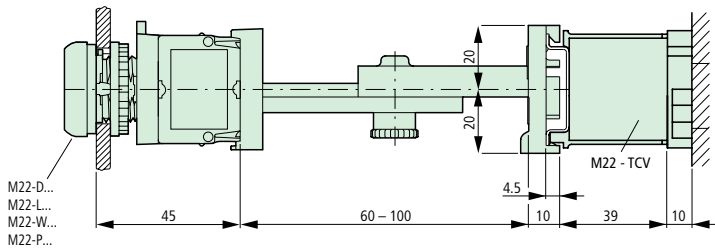
Push-button with M22-(C)K...



IVS top-hat rail adapter

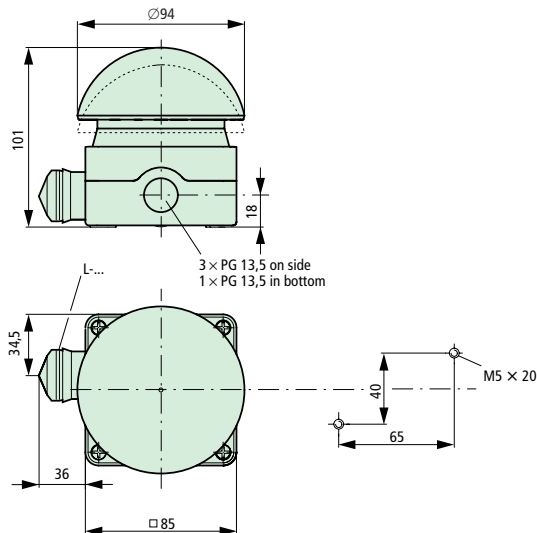


Button, illuminated push-button, indicator light
With telescopic clip



Foot and palm switches

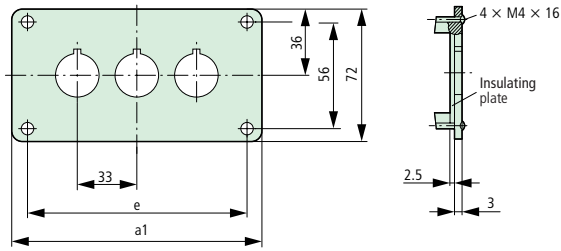
FAK...



RMQ Titan
Dimensions

Front fixing (style: flush mounting)

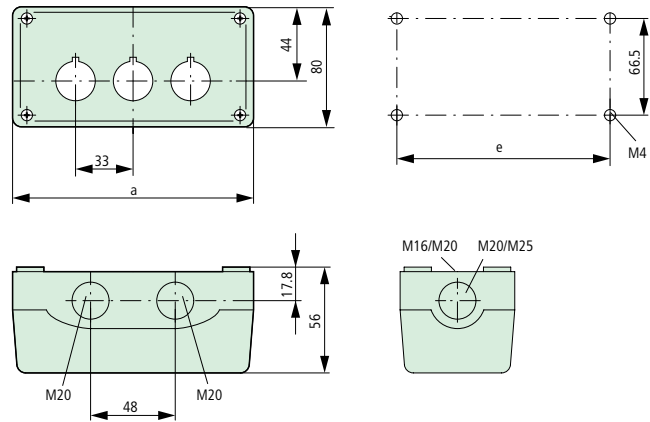
Flush mounting panels
M22-E...



Type	a1	e
E (Y) 1	72	56
E 2	105	89
E 3	138	122
E 4	171	155
E 5	204	188
E 6	237	221

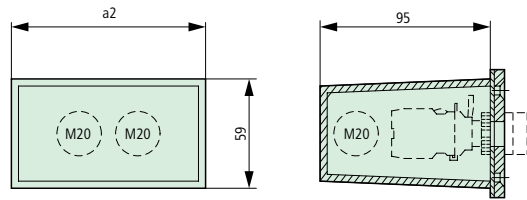
Base fixing (style: surface mounting)

Surface mounting enclosures
M22-l...



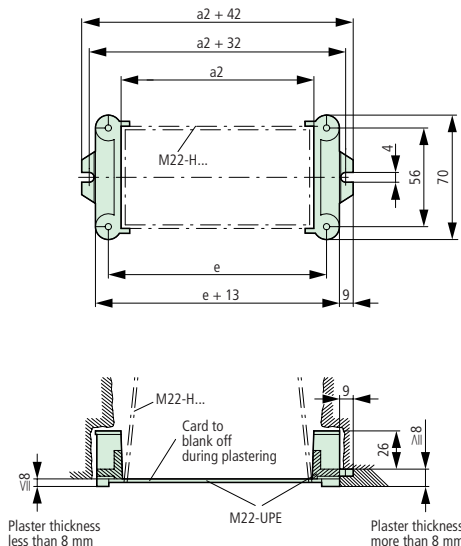
Type	Number of locations	a	e	Cable entries
M22-l (Y) 1	1	72	58.5	2 x M16 3 x M20 2 x M25
M22-l 2	2	120	106.5	2 x M16 3 x M20 2 x M25
M22-l 3	3	153	139.5	2 x M16 2 x M25 4 x M20
M22-l 4	4	186	172.5	2 x M16 2 x M25 4 x M20
M22-l 6	6	252	238.5	2 x M16 2 x M25 4 x M20

Shrouds
M22-H...

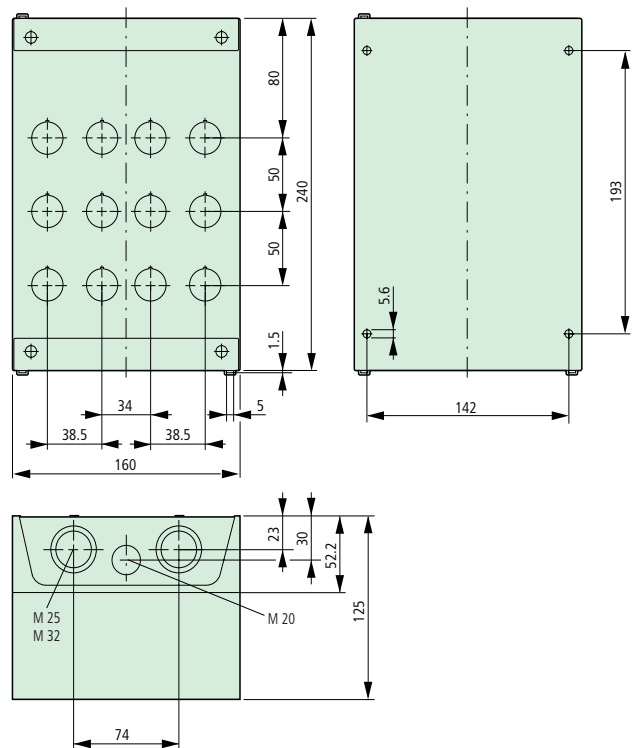


Type	a2	Cable entry	Style
H 1	42	3 x M20	One-part
H 2	75	4 x M20	
H 3	108	4 x M20	
H 4	141	4 x M20	Multi-part
H 5	174	5 x M20	
H 6	207	6 x M20	

Shroud with plaster keys
M22-UPE



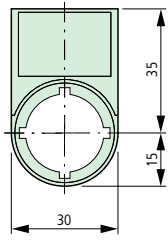
Surface mounting enclosures, 12 locations
M22-l12



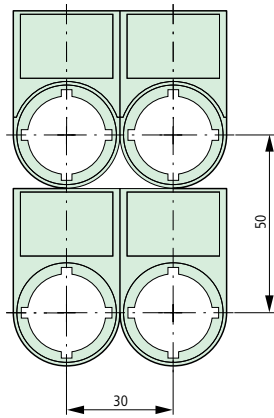
RMQ Titan
Dimensions

Label mounts

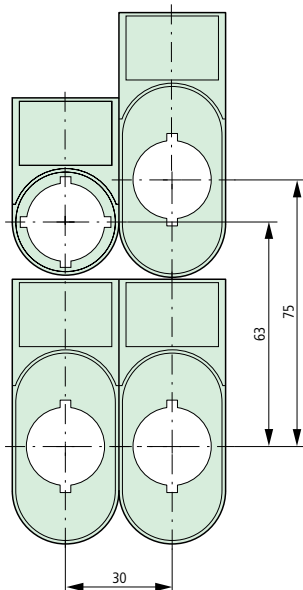
M22-ST



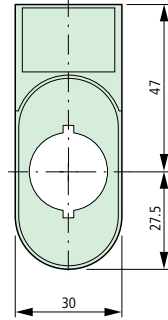
Grid dimensions to IEC/EN 60 947



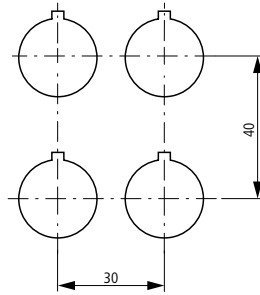
Grid dimensions for M22-DD...



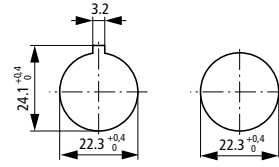
M22-STDD



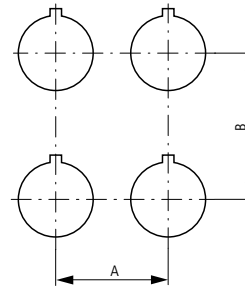
Minimum grid dimensions



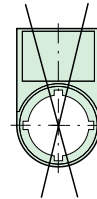
Mounting holes with/without lug slot



Grid dimensions for various combinations

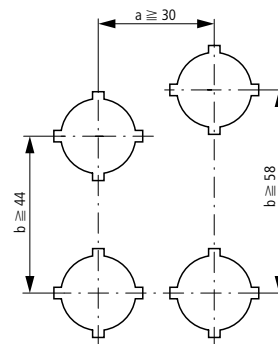


Do not use actuator diaphragms with label mounts, since the label mounts do not comply with IP67.

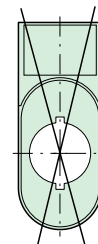


	A ≙	B ≙
IEC/EN 60 947	30	50
RMQ Titan min.	30	40
D + T-D	33	
DP	37	
D+DP	30	
PV	38	
PV+PL-PV	48	56
DD	30	55
DD+T-DD	33	58
DD+STDD	30	75

Grid dimensions for QDD double actuators plus MT-DD diaphragms



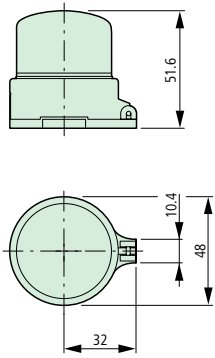
Do not use actuator diaphragms with label mounts, since the label mounts do not comply with IP67.



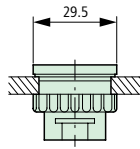
RMQ Titan
Dimensions

Accessories

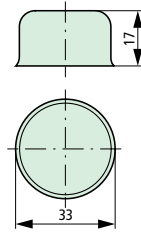
M22-PL-PV



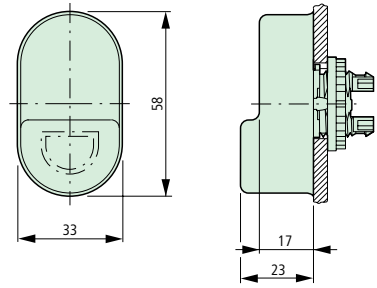
M22-B



M22-T-D

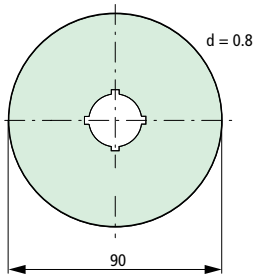


M22-T-DD

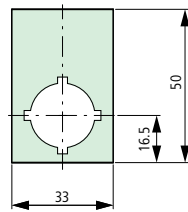


Emergency-Stop label

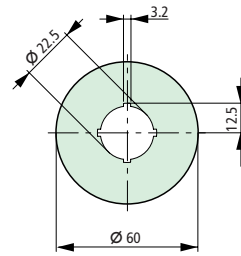
M22-XAK



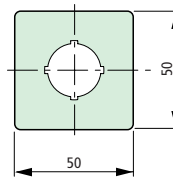
M22-XZK...



M22-XBK1



M22-XYK1

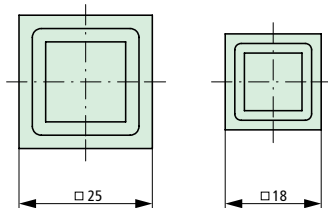
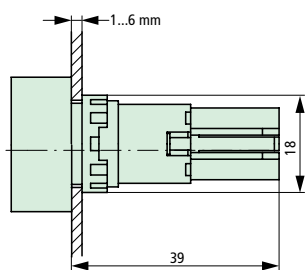


RMQ16

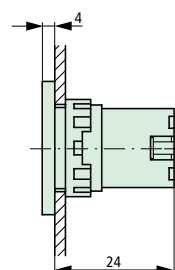
Dimensions

Actuators and indicators

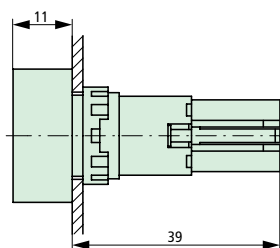
Square style



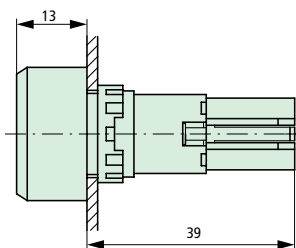
Q...BS



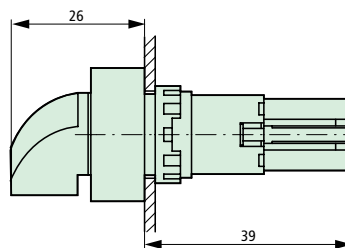
Q...D-... Q...DR-...



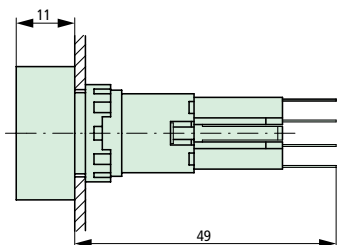
Q...S...



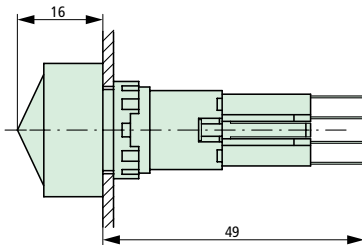
Q...WK...



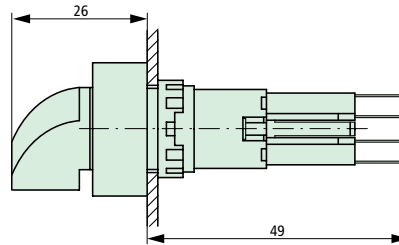
Q...LT-... Q...LTR-... Q...LF-...



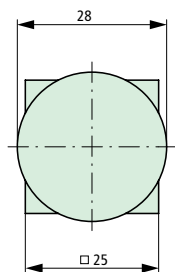
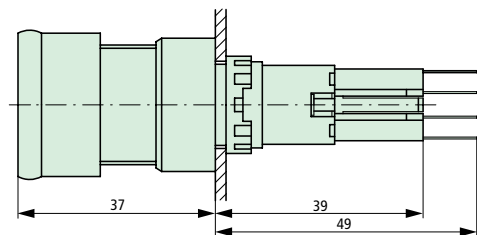
Q...LH-...



Q...LWK-...

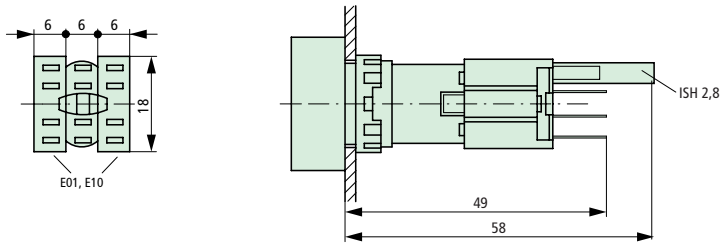


Q25PV Q25LPV

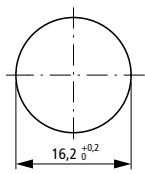


RMQ16
Dimensions

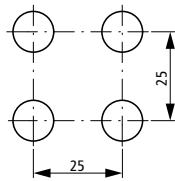
Front fixing



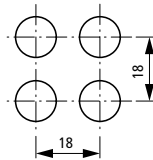
Drilling dimension



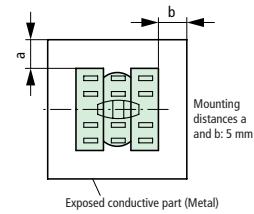
Grid dimensions to IEC/EN 60 947 Q25...



Minimum grid dimensions Q18...

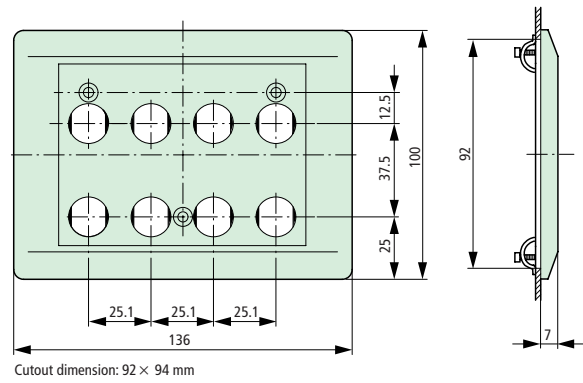


Mounting distances



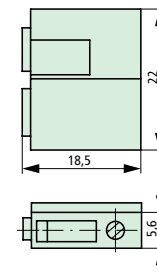
Flush mounting panels

E8/E8-SW



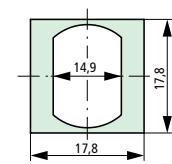
Screw adapter

SRA...



Anti-rotation feature

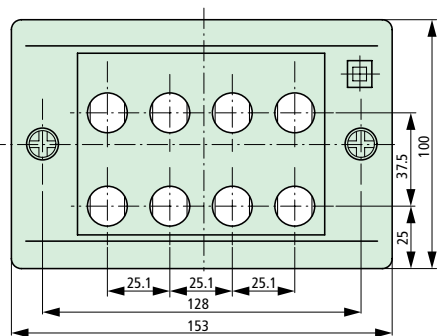
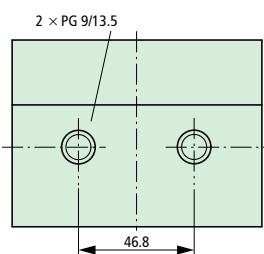
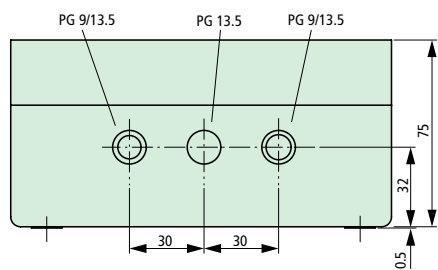
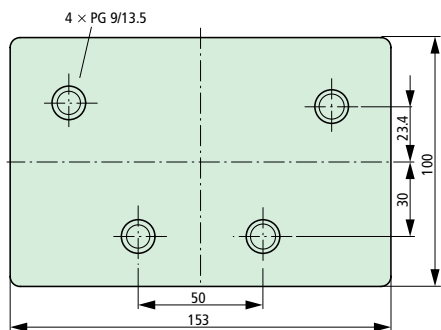
VS



RMQ16
Dimensions

Surface mounting enclosures

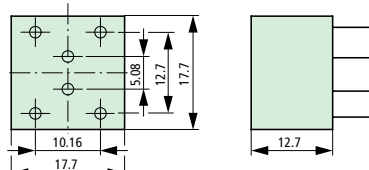
I8



Fixing holes: 2 × Ø 4.5 mm
Spacing dimension: 128 mm

PCB adapter

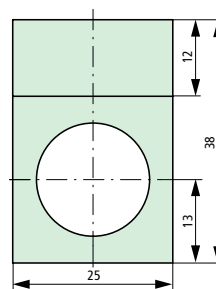
PRA16



Cross-section of solder: 0.6 × 0.6 mm

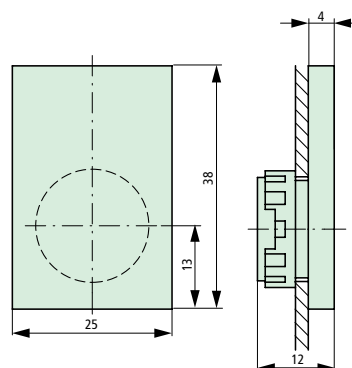
Label mount

Q25TS...



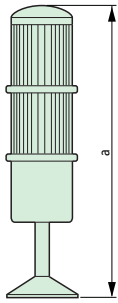
Blanking plate

Q25AS



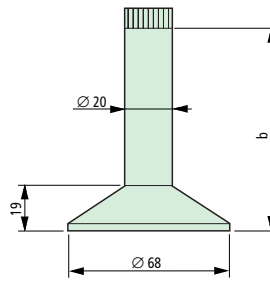
SL Signal Towers
Dimensions

SL-100-...complete units

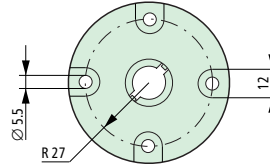


Number of modules	a
1	227
2	289
3	351
4	413
5	475

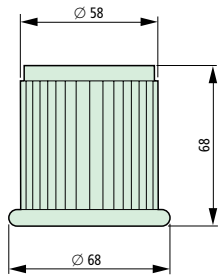
SL-F... stand
With tube



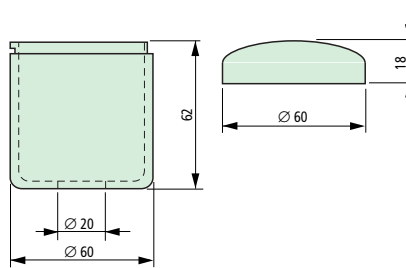
	b
SL-F100	85
SL-F250	235
SL-F400	402
SL-F800	802



SL-L-..., SL-FL...
SL-BL-..., SL-A... modules



SL-B basic module
With top cover



SL-FW fixing bracket

