

+105°C ALUMINUM ELECTROLYTIC

VHT SERIES

SUBMINIATURE (Radial Lead, 105°C Max)

The NTE VHT series of aluminum electrolytic capacitors are designed for use in automotive, commercial, and industrial applications. These high temperature, radial lead capacitors are especially suitable for applications that require extended life and higher temperature operation.

RATINGS

Capacitance Range: 0.1μf to 4700μf

Tolerance: ±20%

Voltage Range: 16 to 250 Volts

PERFORMANCE SPECIFICATIONS

Operating Temperature Range:

-40 °C to +105°C (-40 °F to +220.9°F)

Leakage Current:

6.3V to 100V: ≤ 0.01CV (+3μA)

160V to 250V: ≤ 0.03CV (+15μA)

Capacitance Tolerance: ±20% (M)
measured at +20°C (+68°F), 120Hz

High Temperature Load Test:

1000 Hrs @ +105°C (+220.9°F) and rated voltage

Ripple Current:

The ripple current multipliers (See Table) adjust the current to make the capacitors operating temperature the same for different ambient temperatures and ripple frequencies.

Temperature	45°C	55°C	65°C	75°C	85°C	95°C	105°C
Multiplier	1.5	1.46	1.32	1.17	1.0	0.79	0.5

Load Life: 1000 Hrs @ +105°C (+220.9°F),
no voltage applied

Shelf Life: 1000 Hrs @ +105°C (+220.9°F),
no voltage applied

MECHANICAL SPECIFICATIONS

Lead Solderability:

Meets the requirements of MIL-STD 202,
Method 208

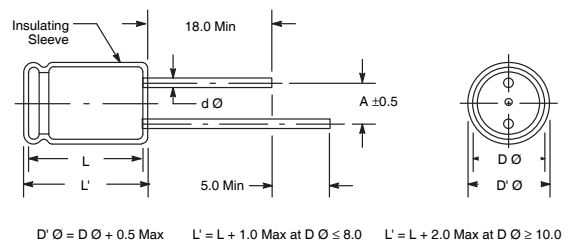

Marking:

Consists of series type, nominal capacitance, rated voltage, temperature range, anode and/or cathode identification, vendor identification.

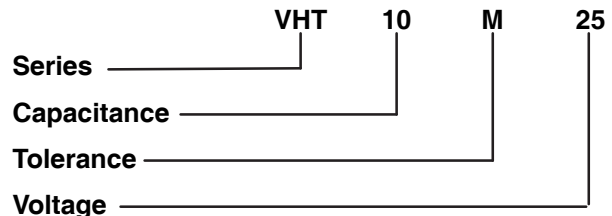
Recommended Cleaning Solvents:

Methanol, isopropanol ethanol, isobutanol, petroleum ether, propanol and/or commercial detergents. Halogenated hydrocarbon cleaning agents such as Freon (MF, TF, or TC), trichloroethylene, trichloroethane, or methylchloride are not recommended as they may damage the capacitor.

CASE SIZE AND DIMENSIONS:



ORDERING INFORMATION



+105°C ALUMINUM ELECTROLYTIC

VHT SERIES

VHT Series Dimensions: Diameter (D Ø) x Length (L): mm

Cap (µf) \ WV	16	25	35	50	63	160	250
0.1				5 x 11			
0.22				5 x 11			
0.33				5 x 11			
0.47				5 x 11	5 x 11		
1.0				5 x 11	5 x 11	6 x 11	6 x 11
2.2				5 x 11	5 x 11	6 x 11	8 x 11.5
3.3				5 x 11	5 x 11	8 x 11.5	10 x 12.5
4.7		5 x 11	5 x 11	5 x 11	5 x 11	8 x 11.5	10 x 12.5
10	5 x 11	5 x 11	5 x 11	5 x 11	6 x 11	10 x 12.5	10 x 20
22	5 x 11	5 x 11	6 x 11	6 x 11	8 x 11.5	10 x 20	13 x 25
33	5 x 11	6 x 11	6 x 11	8 x 11.5	8 x 11.5	13 x 21	13 x 25
47	6 x 11	6 x 11	8 x 11.5	8 x 11.5	10 x 12.5	13 x 25	16 x 25
100	8 x 11.5	8 x 11.5	10 x 12.5	10 x 16	10 x 20	16 x 25	18 x 36
220	10 x 12.5	10 x 16	10 x 20	13 x 20	13 x 20		
330	10 x 16	10 x 20	13 x 20	13 x 20	13 x 25		
470	10 x 20	13 x 20	13 x 25	16 x 25	16 x 25		
1000	13 x 25	16 x 25	16 x 25	16 x 25	18 x 31.5		
2200	16 x 25	16 x 31.5	18 x 31.5				
3300	16 x 31.5	18 x 31.5					
4700	18 x 31.5						

* These dimensions are for reference only, please consult the factory for actual size.

VHT Mechanical Specs: Dimensions (mm)

Outside Diameter	D Ø	5.0	6.0	8.0	10.0	13.0	16.0	18.0
Lead Spacing	A	2.0	2.5	3.5	5.0		7.5	
Lead Wire	d Ø	0.5			0.6		0.65	0.8

* These dimensions are for reference only, please consult the factory for actual size.