

# Instrument stepper motors

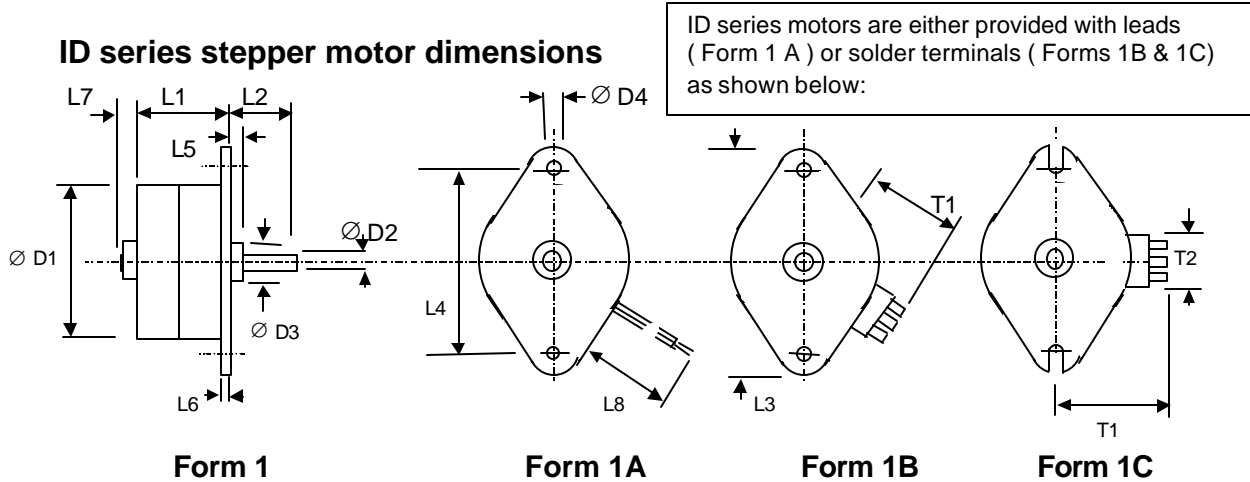
# ID series

The ID series instrument stepper motors are high quality permanent magnet types providing a 7.5 degree step angle

The motors may be specified factory fitted with a gearhead where increased torque and resolution are required at reduced operating speed. The ID ( industrial Digital ) programme has gained a world-wide reputation for high reliability and is widely used in industrial control and instrumentation drives. The miniature 1415 series, incorporates a low backlash precision gearhead to provide outstanding torque and resolution for a unit of such compact dimensions. A comprehensive programme of drives, power supplies and controllers have been developed to match the motor's characteristics to enable single or multi-axis systems to be readily constructed.



## ID series stepper motor dimensions



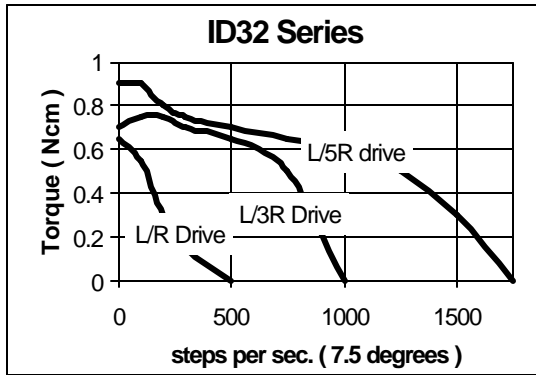
motor type	for m	dimensions mm													
		D1	D2	D3	D4	L1	L2	L3	L4	L5	L6	L7	L8	T1	T2
ID32 series	1 A	35	2	10	3.2	21.5	8.8	50	42	1.2	0.8	2.2	175	N/A	N/A
ID31- 001 ID31- 101	1 A	51	3	10	3.5	25	8.2	70.5	60.2	1.5	1.0	3	175	N/A	N/A
ID31- 004 ID31- 104	1 B	51	3	10	3.5	25	8.2	70.5	60.2	1.5	1.0	3	N/A	38.5	18.3
ID35 series	1 C	56.3	4	12	4.4	33.5	16	76.5	66	1.5	1.5	3.8	N/A	37.1	20

## specification

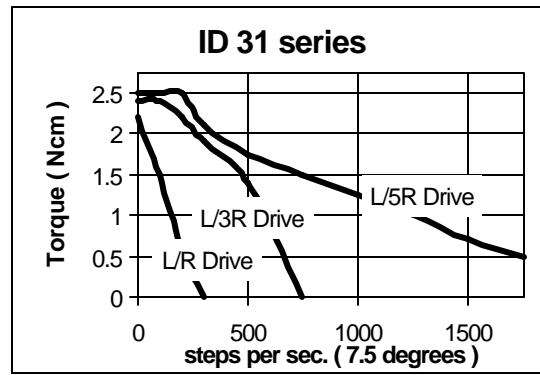
motor type	step angle degrees	holding torque Ncm	rotor inertia Kgcm <sup>2</sup>	resistance per phase ohms	current per phase amps	inductance per phase mH	number of leads or terminals	mass gms
ID32-001	7.5	1.0	0.0026	120	0.1	160	6	80
ID32-101	7.5	1.0	0.0026	21	0.22	30	6	80
ID31-004	7.5	2.8	0.011	65	0.175	100	6 terminals	170
ID31-001	7.5	3.0	0.011	62	0.190	160	8	200
ID31-104	7.5	3.2	0.011	11	0.4	16	6 terminals	170
ID31-101	7.5	3.4	0.011	17	..0.325	45	8	200
ID31-206 **	7.5	5.5	0.011	7	0.50	18	4	170
ID35-014	7.5	8.5	0.045	47	0.24	400	6 terminals	300
ID35-114	7.5	8.5	0.045	7.7	0.60	65	6 terminals	300
1415 - 41:1 **	0.366	10	0.00045	12.5	0.25	5.5	4	47
1415 - 76:1 **	0.197	10	0.00045	12.5	0.25	5.5	4	50
1415 -141:1 **	0.106	10	0.00045	12.5	0.25	5.5	4	50

**note\*\*** The above motors are, in general, 4 phase units suitable for use with uni-polar or bi-polar drive circuits. Motors identified by '\*\*' however are only designed for bi-polar operation.

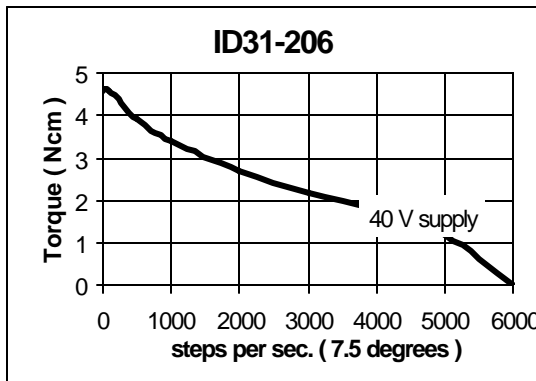
# Typical ID series stepper motor performance



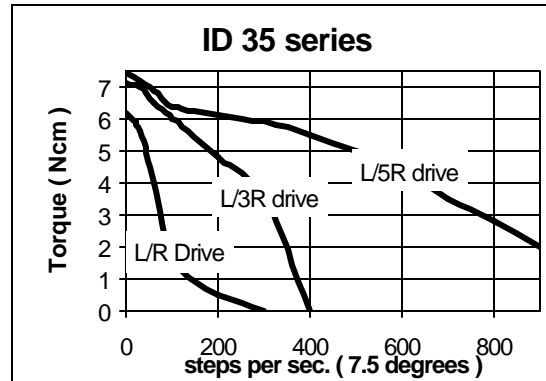
Uni-polar drive



Uni-polar drive



Bi-polar drive



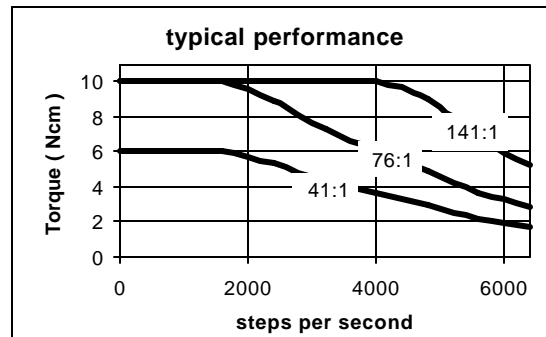
Uni-polar drive

## 1415 series miniature geared stepper motor

The 1415 series miniature geared stepper motor is ideally suited for use in precision instrumentation mechanisms.

The unit incorporates a two phase bi-polar stepper motor precision gearhead featuring an anti-backlash system to ensure accurate positioning.

When required a dual; track encoder may be specified, shown below, to enable the unit to be used under closed control



and a

as loop

## Dimensions: mm

