

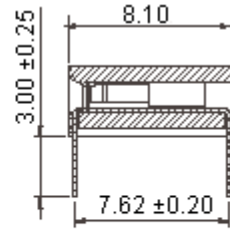
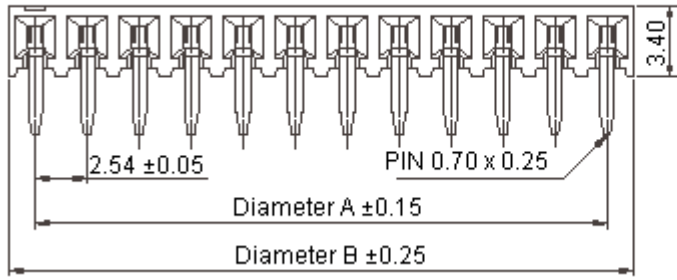


PART NO.

2212BR-10G

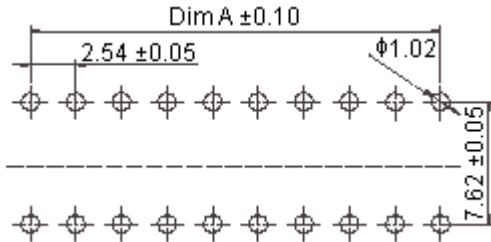
REVISIONS

ECN #	REV	DESCRIPTION	DRAWN	DATE	CHECKD	DATE	APPRVD	DATE
-	A	RELEASED	Veena	04/8/08	Suresh	04/8/08	G. C	18/8/08



Feature:

- Design for home appliances, aviation electronics, automobile electronics and computer (PC) peripherals.



Dimensions : Millimetres

Specifications:

- Current rating : 3.0A ac/dc.
- Voltage rating : 250V ac/dc.
- Maximum contact resistance : 20mΩ.
- Minimum insulation resistance : 1000MΩ.
- Withstanding voltage : 600V ac for one minute.
- Operating temperature range : -40°C to +105°C.

Material and Finish:

- Insulator : High temperature plastic (nylon 6T).
- Contact : Phosphor bronze.
- Plating : Gold plated.

This data sheet and its contents (the "Information") belong to the Premier Farnell Group (the "Group") or are licensed to it. No licence is granted for the use of it other than for information purposes in connection with the products to which it relates. No licence of any intellectual property rights is granted. The Information is subject to change without notice and replaces all data sheets previously supplied. The Information supplied is believed to be accurate but the Group assumes no responsibility for its accuracy or completeness, any error in or omission from it or for any use made of it. Users of this data sheet should check for themselves the Information and the suitability of the products for their purpose and not make any assumptions based on information included or omitted. Liability for loss or damage resulting from any reliance on the Information or use of it (including liability resulting from negligence or where the Group was aware of the possibility of such loss or damage arising) is excluded. This will not operate to limit or restrict the Group's liability for death or personal injury resulting from its negligence. SPC MULTICOMP is the registered trademark of the Group. © Premier Farnell plc 2008.

TOLERANCES:

UNLESS OTHERWISE SPECIFIED, DIMENSIONS ARE FOR REFERENCE PURPOSES ONLY.

DRAWN BY:	DATE:
Veena	04/08/08
CHECKED BY:	DATE:
Suresh	04/08/08
APPROVED BY:	DATE:
G.Cook	18/08/08

DRAWING TITLE:

PCB Socket Horizontal Entry - 10 Way

SIZE	DWG NO.	ELECTRONIC FILE	REV
A	M10001381	051--2212BR-XXG_7_DWG	A
SCALE: NTS	U.O.M.: mm	SHEET: 1 OF 2	



PART NO.
2212BR-10G

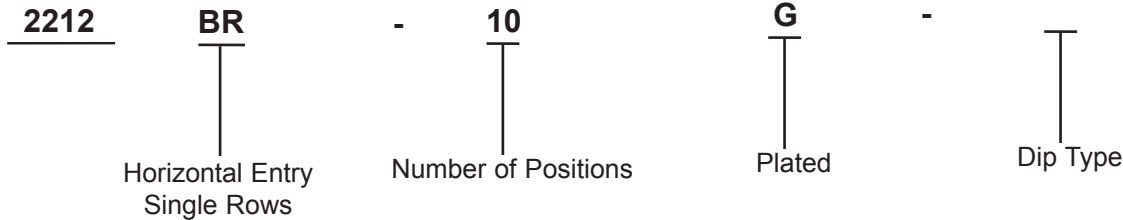
REVISIONS			DRAWN	DATE	CHECKD	DATE	APPRVD	DATE
ECN #	REV	DESCRIPTION						
-	A	RELEASED	Veena	04/8/08	Suresh	04/8/08	G. C	18/8/08

Engineering Dimension

Number of Positions	A	B	Part Number
10	22.86	25.40	2212BR-10G

Dimensions : Millimetres

Part Number Explanation:



Plated : G = Gold Plated.

<http://www.farnell.com>

<http://www.newark.com>

<http://www.cpc.co.uk>

This data sheet and its contents (the "Information") belong to the Premier Farnell Group (the "Group") or are licensed to it. No licence is granted for the use of it other than for information purposes in connection with the products to which it relates. No licence of any intellectual property rights is granted. The Information is subject to change without notice and replaces all data sheets previously supplied. The Information supplied is believed to be accurate but the Group assumes no responsibility for its accuracy or completeness, any error in or omission from it or for any use made of it. Users of this data sheet should check for themselves the information and the suitability of the products for their purpose and not make any assumptions based on information included or omitted. Liability for loss or damage resulting from any reliance on the Information or use of it (including liability resulting from negligence or where the Group was aware of the possibility of such loss or damage arising) is excluded. This will not operate to limit or restrict the Group's liability for death or personal injury resulting from its negligence. SPC MULTICOMP is the registered trademark of the Group. © Premier Farnell plc 2008.

TOLERANCES:
UNLESS OTHERWISE SPECIFIED, DIMENSIONS ARE FOR REFERENCE PURPOSES ONLY.

DRAWN BY:	DATE:
Veena	04/08/08
CHECKED BY:	DATE:
Suresh	04/08/08
APPROVED BY:	DATE:
G.Cook	18/08/08

DRAWING TITLE: PCB Socket Horizontal Entry - 10 Way			
SIZE A	DWG NO. M10001381	ELECTRONIC FILE 051--2212BR-XXG_7_DWG	REV A
SCALE: NTS	U.O.M.: mm	SHEET: 2 OF 2	