
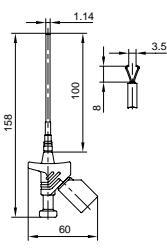

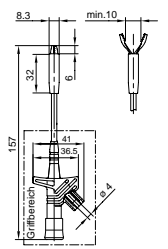

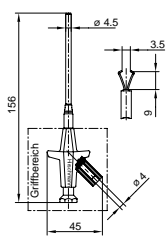

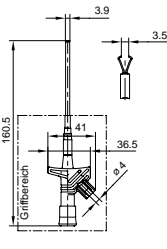

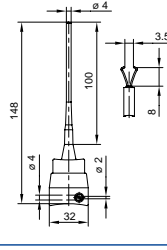

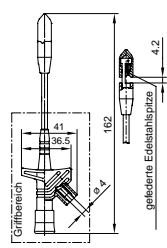


Clamp-type test probes



| *System Article type | Technical Data | Order no. Colour | *System Article type | Technical Data | Order no. Colour |
|---|---|--|---|--|---|
|  KLEPS 250 |  | 300 V = clamping range ø 4 mm 973 528-100 ● 973 528-101 ● |  KLEPS 2800 |  | 20 A clamping range ø 10 mm, grip claws 972 308-100 ● 972 308-101 ● |
|  KLEPS 2000 |  | Clamping range ø 4 mm 972 378-100 ● 972 378-101 ● | | | |
|  KLEPS 2600 |  | Clamping range ø 4 mm 972 306-100 ● 972 306-101 ● | | | |
|  KLEPS 60 |  | Clamping range ø 4 mm 973 053-100 ● 973 053-101 ● | | | |
|  KLEPS 2700 |  | 0.25 mm ² up to 1.5 mm ² (ø 3.5 mm) contact without the need to strip them „Piercing Clip“ 972 307-100 ● 972 307-101 ● | | | |

* System: (64) = 0.64 mm system / (2) = 2 mm system / (4) = 4 mm system / (●) = 4 mm safety system / (↔) = 4 mm sliding sleeve system