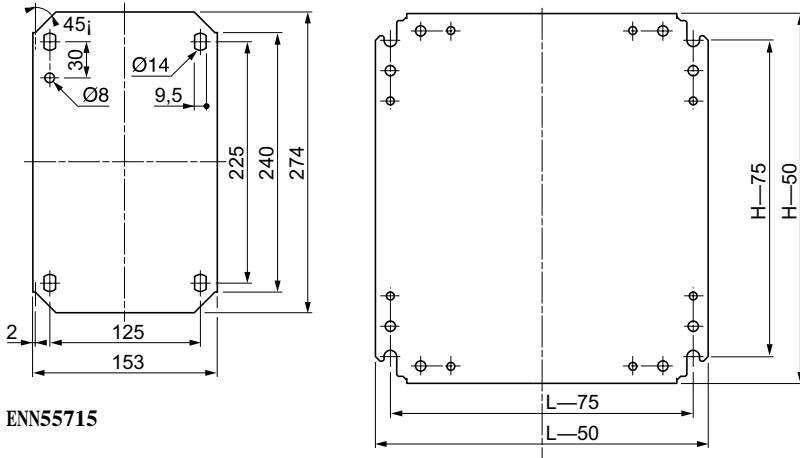
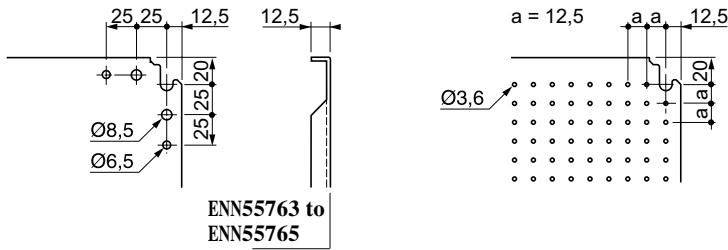


plain and microperforated chassis

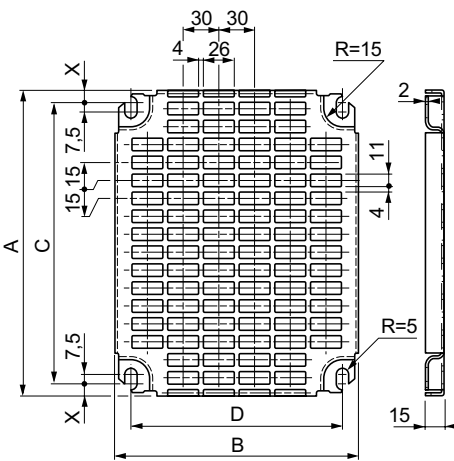


plain chassis reference	height mm	width mm	area dm ²	perm. load kg	weight kg
ENN55715	250	150	3.75	60	0.5
ENN55702	250	250	6.25	60	0.9
ENN55712	350	250	8.75	60	1.3
ENN55719	350	350	12.25	60	1.8
ENN55726	350	550	19.25	90	2.8
ENN55721	450	250	11.25	60	1.6
ENN55723	450	350	15.75	90	2.3
ENN55725	450	450	20.25	90	2.9
ENN55726	550	350	19.25	90	2.8
ENN55729	550	550	30.25	135	4.4
ENN55735	650	450	29.25	135	4.3
ENN55756	750	550	41.25	135	6
ENN55745	750	750	56.25	150	11
ENN55754	950	550	52.25	150	10.3
ENN55760	950	750	71.25	150	14
ENN55763	950	950	90.25	180	21.3
ENN55764	1150	750	86.25	180	20.3
ENN55765	1150	950	109.25	180	25.7

ENN55702 to ENN55765 and ENN55415 to ENN55465

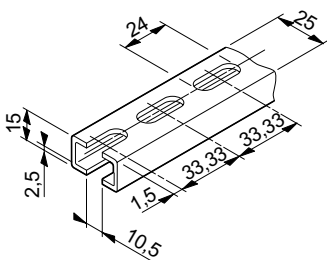


monobloc perforated plate (Telequick)

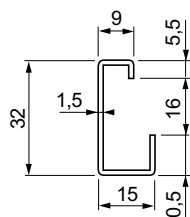


chassis reference	for enclosure height	width	dimensions					no. of holes on	
			A	B	C	D	X	height	width
ENN55415	300	200	255	153.7	231.3	125	11.85	16	5
ENN55402	300	300	255	251	231.3	225	11.85	16	9
ENN55412	300	400	255	351	235	325	10	18	11
ENN55417	400	300	348.7	251	325	225	11.85	22	9
ENN55419	400	400	345	351	325	325	10	24	11
ENN55432	400	600	345	551	325	525	10	24	19
ENN55421	500	300	453.7	251	430	225	12	29	9
ENN55423	500	400	450	351	430	325	10	31	11
ENN55425	500	500	450	451	430	425	10	31	14
ENN55426	600	400	555	351	530	325	12.5	38	11
ENN55429	600	600	555	551	535	525	10	38	17
ENN55431	600	800	551	750	531	724	10	36	24
ENN55435	700	500	645	451	625	425	10	44	14
ENN55456	800	600	750	551	730	525	10	51	17
ENN55446	800	800	750	751	730	725	10	51	24
ENN55447	800	1000	751	951	731	925	10	49	31
ENN55454	1000	600	945	551	925	525	10	64	17
ENN55460	1000	800	945	751	925	725	10	64	24
ENN55461	1000	1200	951	1151	931	1125	10	62	37
ENN55463	1000	1000	945	951	925	925	10	62	31
ENN55464	1200	800	1145	751	1125	725	10	75	24
ENN55465	1200	1000	1145	951	1125	925	10	75	31

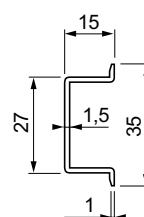
vertical and cross rail profiles



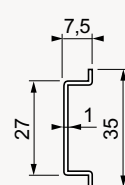
aluminium vertical rail



asymmetrical cross rail



symmetrical cross rail type A



symmetrical cross rail type B