

DREMEL®

2006 PRODUCT AND ACCESSORIES CATALOG



Cordless Rotary Tools*	
4-5	Cordless Rotary Tool Overview
6-9	Dremel® 400 Series XPR™
10-12	Dremel® 300 Series Digital
13	Two-Speed and Single-Speed
14	
Cordless Rotary Tools*	
15	Alkaline Cordless Kits
16-17	Dremel® Stylus™
18-19	10.8V Lithium-Ion Cordless™
20-21	MultiPro® and MiniMITE®
Rotary Tool Attachments*	
22	FlexLite™ with Magnifier
23	XPR™ MultiSaw
23	XPR™ Planer
23	FlexLite™
24	Mini Saw
24	Sharpening Attachments
25	Cutting Kits
26	Grout Removal Attachment
26	Work Station™
27	Flex Shaft Attachments
27	Right Angle Attachment
28	Routing Attachments
28	DREMELite™
Rotary Tool Accessories*	
29-30	Carving/Engraving
31	Routing
31-32	Grinding/Sharpening
33-35	Cutting
36-37	Cleaning/Polishing
38-39	Sanding
40	Miscellaneous
41-43	Accessory Kits
Scroll Saw*	
44-45	18" Variable Speed Scroll Station™
46	Scroll Saw Blades
Glue Gun and Accessories* – 47	
VersaTip™ Multipurpose Tool and Accessories* – 48	
Engraver and Accessories* – 49	
Contour Sander and Accessories* – 50	

* Features and specifications subject to change without notice.



Customer Support

Answering questions for consumers about our tools is accomplished by a well-prepared staff known as the Dremel Experts. With over 450 total years of combined work experience, the Dremel Experts are ready to serve you. Call:

1-800-4-DREMEL (1-800-437-3635) USA.
1-888-285-3476 CANADA.

DREMEL®

What is a Dremel High Speed Rotary Tool?

The Dremel rotary tool is more versatile than any tool you've ever owned. With more than 150 available accessories, you can use it to cut, sand, shape, drill, grind, polish, rout, etch, clean and more. You'll find hundreds of uses for the tool around the house.



Just How Does the Rotary Tool Work?

The Dremel rotary tool doesn't rely on brute force to muscle through jobs, it uses speed. Very high speed! At 35,000 rpm, a Dremel high-speed cutting bit makes an incredible 4,000 cuts a second! It's what we call the Dremel "Speed Advantage" because speed produces quick results and a smooth finish.



The Tool that Performs When Other Tools Won't.

A Dremel rotary tool won't replace all your other tools (It makes a lousy hammer). But for a lot of jobs, the Dremel rotary tool provides a great alternate method, or the only possible solution. A comment we hear fairly often is, "if you can't figure out a way to get a job done, you'll find a way to do it with a Dremel."



It's the Right Tool for Detail Work.

Dremel rotary tools are lightweight and compact which make them easy to use for long periods and in tight spaces. The combination of high speed and low torque that Dremel rotary tools have is perfect for work demanding precision and control. Dremel has the tools, attachments and accessories that help you make your detailed project a success.



All Dremel Corded Rotary Tools Offer:

- 5-Year Warranty
- Customer Service Support
- Replaceable Brushes for 5X Longer Life



Motor: 120V,
50-60 Hz, AC, 2.0 Amps.

DREMEL 400 XPRSM

- 2.0 amp motor for maximum performance across all speeds 5,000 — 35,000 RPM.
- Increased performance for new XPR™ attachments.
- Speed dial settings for ideal control and precision.
- Lock-out collet button feature for quick accessory changes.
- A must have — for those serious about tools.



Motor: 120V,
50-60 Hz, AC, 1.15 Amps.

DREMEL 300SM

- 5,000 — 35,000 RPM.
- Provides improved ergonomics, precision and control.
- Ideal for a wide range of special and do-it-yourself projects using various speed ranges for added versatility.
- On-tool wrench storage.



Motor: 120V,
50-60 Hz, AC, 1.15 Amps.

DREMEL DIGITAL

- 5,000 — 35,000 RPM
- Digital technology for controlled speed setting and performance.
- LCD readout for accurate speed setting.
- Delivers precision and control.



Motor: 120V,
50-60 Hz, AC, 1.15 Amps.

DREMEL TWO-SPEED

- 15,000 and 35,000 RPM
- Ideal for multiple applications on a variety of materials.
- Replaceable motor brushes help extend tool life.



Motor: 120V,
50-60 Hz, AC, 1.15 Amps.

DREMEL SINGLE-SPEED

- 35,000 RPM
- Ideal for grinding, sanding, carving and cutting.
- Can be used with external speed control.



DREMEL 400 XPR™

Lock-Out Collet Button

For quick accessory changes. Unique design to prevent accidental shaft lock while tool is running.

Precision Control

Ball bearing design for smooth performance.

Maximum Versatility

Works with ALL existing Dremel attachments and accessories plus exclusive XPR attachments.

Easy to Handle

Ergonomic styling for comfort and control.

On/Off Switch

Positioned up front for easy access.

Consistent Speeds

Set dial to your desired speeds from 5,000 through 35,000 RPM – no other AC power tool is faster.

Dove-Tail Feature

Accommodates new attachments for additional functionality.



Long Life

Replaceable motor brushes for hours of high performance use.

Increased Performance

2.0 Amp motor for more performance than ever before.

XPR™ ATTACHMENTS

Designed exclusively to utilize the increased power and performance of the XPR™ Rotary Tool. (See p. 23)



**XPR™ PLANER –
MODEL PL400**



**XPR™ MULTISAW –
MODEL MS400**

DELUXE STORAGE CASE



Organizes accessories and attachments better than ever before. New accessory kits (See p. 41-43) snap right into the case for more flexibility!



400 SERIES XPR™ KIT – MODEL 400-3/51

51 ASSORTED ACCESSORIES

- 150 Drill bit
- 401 Mandrel
- 402 Mandrel
- 191 High speed cutter
- 403 Bristle brush
- 407 Coarse 1/2" sanding drum
- 408 Coarse 1/2" sanding band
- 411 Coarse sanding discs (10)
- 414 Small felt wheel
- 420 HD emery cut-off wheel (20)
- 421 Polishing compound
- 422 Felt buff cone
- 425 Emery wheel
- 426 Fiberglass cut-off wheel
- 428 Carbon steel brush
- 429 Large felt wheel
- 430 Coarse 1/4" sanding drum
- 431 Coarse 1/4" sanding band
- 432 Fine 1/2" sanding band
- 438 Fine 1/4" sanding band
- 541 Aluminum oxide wheel
- 561 Multipurpose cutting bit
- 932 Aluminum oxide stone



CONTENTS

- 400 Series XPR™ Rotary Tool
- Flex Shaft Attachment
- Lawn Mower and Garden Tool Sharpener
- Circle Cutter
- XPR™ Storage Case
- Quick Start Book
- Wrench

400 SERIES XPR™ KIT – MODEL 400-3/71

CONTENTS

- 400 Series XPR™ Rotary Tool
- **XPR™ Planer**
- Flex Shaft Attachment
- Circle Cutter
- XPR™ Deluxe Storage Case
- Quick Start Book
- Wrench



400 SERIES XPR™ KIT – MODEL 400-5/80

CONTENTS

- 400 Series XPR™ Rotary Tool
- **XPR™ MultiSaw**
- **XPR™ Planer**
- Flex Shaft Attachment
- Circle Cutter
- Cutting Guide
- XPR™ Deluxe Storage Case
- Quick Start Book
- Wrench



71 ASSORTED ACCESSORIES

150	Drill bit	414	Small felt wheel (2)	432	Fine 1/2" sanding band (2)
401	Mandrel	420	HD emery out-off wheel (20)	438	Fine 1/4" sanding band (2)
402	Mandrel	421	Polishing compound	540	1-1/4" cut-off wheel/bulk (2)
109	Engraving cutter	422	Felt buff cone	541	Aluminum oxide wheel
191	High speed cutter	425	Emery wheel (2)	561	Multipurpose cutting bit
403	Bristle brush	426	Fiberglass cut-off wheel	932	Aluminum oxide stone
404	Bristle brush	428	Carbon steel brush	953	Aluminum oxide stone
407	Coarse 1/2" sanding drum	429	Large felt wheel (2)	8193	Aluminum oxide stone
408	Coarse 1/2" sanding band (3)	430	Coarse 1/4" sanding drum	84922	Silicon carbide stone
411	Coarse sanding discs (15)	431	Coarse 1/4" sanding band (2)	85602	Silicon carbide stone

400 SERIES XPR™ KIT – MODEL 400-4/55

CONTENTS

- 400 Series XPR™ Rotary Tool
- Flex Shaft Attachment
- Lawn Mower and Garden Tool Sharpener
- Cutting Guide
- Circle Cutter
- XPR™ Deluxe Storage Case
- Quick Start Book
- Wrench



55 ASSORTED ACCESSORIES

150	Drill bit	414	Small felt wheel (2)	438	Fine 1/4" sanding band (2)
401	Mandrel	420	HD emery out-off wheel (10)	481	3/32" collet
402	Mandrel	421	Polishing compound	535	Brass brush
191	High speed cutter	422	Felt buff cone	540	1-1/4" cut-off wheel/bulk
194	High speed cutter	425	Emery wheel	541	Aluminum oxide wheel
403	Bristle brush	426	Fiberglass cut-off wheel (2)	561	Multipurpose cutting bit
405	Bristle brush	429	Large felt wheel (2)	932	Aluminum oxide stone
407	Coarse 1/2" sanding drum	430	Coarse 1/4" sanding drum	84922	Silicon carbide stone
408	Coarse 1/2" sanding band (2)	431	Coarse 1/4" sanding band (2)	85602	Silicon carbide stone
412	Coarse sanding discs (10)	432	Fine 1/2" sanding band (3)		

80 ASSORTED ACCESSORIES

150	Drill bit	420	HD emery out-off wheel (20)	511	Medium abrasive buff (2)
401	Mandrel	421	Polishing compound	540	1-1/4" cut-off wheel/bulk
402	Mandrel	422	Felt buff cone	541	Aluminum oxide wheel
118	High speed cutter	425	Emery wheel (2)	561	Drywall cutting bit
191	High speed cutter	426	Fiberglass cut-off wheel (3)	560	Multipurpose cutting bit
403	Bristle brush	428	Carbon steel brush	932	Aluminum oxide stone
404	Bristle brush	429	Large felt wheel (3)	7103	Diamond wheel point
407	Coarse 1/2" sanding drum	430	Coarse 1/4" sanding drum	7144	Diamond wheel point
408	Coarse 1/2" sanding band (3)	431	Coarse 1/4" sanding band (2)	8175	Aluminum oxide stone
411	Coarse sanding discs (10)	432	Fine 1/2" sanding band (3)	83322	Silicon carbide stone
414	Small felt wheel (5)	438	Fine 1/4" sanding band (3)	85602	Silicon carbide stone
415	Dressing stone	481	3/32" collet		

400 SERIES XPR™ KIT – MODEL 400-6/90

CONTENTS

- 400 Series XPR™ Rotary Tool
- **XPR™ MultiSaw**
- **XPR™ Planer**
- Flex Shaft Attachment
- FlexLite™
- Cutting Guide
- Circle Cutter
- XPR™ Deluxe Storage Case
- Quick Start Book
- Wrench



90 ASSORTED ACCESSORIES

150	Drill bit	414	Small felt wheel (5)	438	Fine 1/4" sanding band (3)
401	Mandrel	420	HD emery out-off wheel (20)	540	1-1/4" cut-off wheel/bulk (3)
402	Mandrel	421	Polishing compound	541	Aluminum oxide wheel
109	Engraving cutter	422	Felt buff cone	561	Multipurpose cutting bit
191	High speed cutter	425	Emery wheel (4)	932	Aluminum oxide stone
194	High speed cutter	426	Fiberglass cut-off wheel (2)	952	Aluminum oxide stone
403	Bristle brush	428	Carbon steel brush	953	Aluminum oxide stone
404	Bristle brush	429	Large felt wheel (2)	8193	Aluminum oxide stone
407	Coarse 1/2" sanding drum	430	Coarse 1/4" sanding drum	84922	Silicon carbide stone
408	Coarse 1/2" sanding band (3)	431	Coarse 1/4" sanding band (3)	85422	Silicon carbide stone
411	Coarse sanding discs (20)	432	Fine 1/2" sanding band (3)	85602	Silicon carbide stone

DREMEL 300 SERIES



New, Dynamic Styling

For additional comfort and control every time you use your rotary tool.

Ball Bearing Universal Motor

Runs cool and smooth under load.

Increased Comfort Grip Area

For more comfort and control.

Improved Convenient Collet Lock Button

For quick and easy accessory changes.

5,000 – 35,000 RPM Speed Range

No other AC power tool is faster. "Let speed do the work!"

Dove-Tail Feature

Accommodates new attachments for additional functionality.

On-Tool Wrench Storage

Keeps the wrench at your fingertips.

Replaceable Motor Brushes

5 times longer motor life.



300 SERIES KIT – MODEL 300-N/25



CONTENTS

- 300 Series Variable Speed Rotary Tool
- Wrench
- Accessory Case

25 ASSORTED ACCESSORIES

- 150 Drill bit
- 191 High speed cutter
- 401 Mandrel
- 402 Mandrel
- 412 Medium sanding discs (10)
- 420 HD emery cut-off wheel (2)
- 421 Polishing compound
- 425 Emery wheel
- 426 Fiberglass cut-off wheel
- 429 Large felt wheel
- 430 Coarse 1/4" sanding drum
- 431 Coarse 1/4" sanding band
- 438 Fine 1/4" sanding band
- 952 Aluminum oxide stone
- 84922 Silicon carbide stone

300 SERIES KIT – MODEL 300-N/55



CONTENTS

- 300 Series Variable Speed Rotary Tool
- Mid-Size Storage Case
- Wrench
- Accessory Case
- Quick Start Book

55 ASSORTED ACCESSORIES

- 106 Engraving cutter
- 150 Drill bit
- 191 High speed cutter
- 401 Mandrel
- 402 Mandrel
- 403 Bristle brush
- 407 Coarse 1/2" sanding drum
- 408 Coarse 1/2" sanding band (3)
- 412 Medium sanding discs (12)
- 414 Small felt wheel (5)
- 415 Dressing stone
- 420 HD emery cut-off wheel (4)
- 421 Polishing compound
- 422 Felt buff cone
- 425 Emery wheel
- 426 Fiberglass cut-off wheel (2)
- 428 Carbon steel brush
- 429 Large felt wheel
- 430 Coarse 1/4" sanding drum
- 431 Coarse 1/4" sanding band (3)
- 432 Fine 1/2" sanding band (3)
- 438 Fine 1/4" sanding band (3)
- 481 3/32" collet
- 511 Medium abrasive buff
- 932 Aluminum oxide stone
- 7134 Diamond wheel point
- 83322 Silicon carbide stone
- 85422 Silicon carbide stone

300 SERIES KIT – MODEL 300-1/40



40 ASSORTED ACCESSORIES

- 191 High speed cutter
- 401 Mandrel
- 402 Mandrel
- 404 Bristle brush
- 407 Coarse 1/2" sanding drum
- 408 Coarse 1/2" sanding band (2)
- 412 Medium sanding discs (10)
- 414 Small felt wheel (2)
- 415 Dressing stone
- 420 HD emery cut-off wheel (6)
- 421 Polishing compound
- 426 Fiberglass cut-off wheel
- 429 Large felt wheel (3)
- 430 Coarse 1/4" sanding drum
- 431 Coarse 1/4" sanding band (2)
- 432 Fine 1/2" sanding band (2)
- 438 Fine 1/4" sanding band (2)
- 932 Aluminum oxide stone
- 85422 Silicon carbide stone

CONTENTS

- 300 Series Variable Speed Rotary Tool
- Accessory Case
- Right Angle Attachment
- Quick Start Book
- Wrench
- Large Storage Case

300 SERIES KIT – MODEL 300-1/50



50 ASSORTED ACCESSORIES

- 105 Engraving cutter
- 108 Engraving cutter
- 191 High speed cutter
- 194 High speed cutter
- 401 Mandrel
- 402 Mandrel
- 403 Bristle brush
- 407 Coarse 1/2" sanding drum
- 408 Coarse 1/2" sanding band (3)
- 412 Medium sanding discs (10)
- 414 Small felt wheel (5)
- 420 HD emery cut-off wheel (2)
- 421 Polishing compound
- 426 Fiberglass cut-off wheel (2)
- 429 Large felt wheel (2)
- 430 Coarse 1/4" sanding drum
- 431 Coarse 1/4" sanding band (3)
- 432 Fine 1/2" sanding band (3)
- 438 Fine 1/4" sanding band (3)
- 481 3/32" collet
- 511 Medium abrasive buff
- 512 Fine abrasive buff
- 561 Multipurpose cutting bit
- 7122 Diamond wheel point
- 8175 Aluminum oxide stone
- 83322 Silicon carbide stone

CONTENTS

- 300 Series Variable Speed Rotary Tool
- Accessory Case
- Circle Cutter
- Quick Start Book
- Wrench
- Large Storage Case

DREMEL DIGITAL



Electronic feedback controller. Keeps speed constant under load at low and mid-speed range.

Digital LCD readout. Provides accurate speed readouts in 1,000 RPM increments.

"Soft Start". Allows the tool to come up to a selected speed gradually.

Separate on/off and variable speed buttons. Provide convenient speed adjustments and maintain selected speed, even when tool is switched off.

Variable speeds (5,000-35,000 RPM). Provides maximum control and precision.

Replaceable motor brushes. Longer tool life.

Ball bearing construction. Smooth and quiet operation.

DIGITAL HIGH SPEED ROTARY TOOL KIT – MODEL 3981-01

50 ASSORTED ACCESSORIES

- 106 Engraving cutter
- 150 Drill bit
- 191 High speed cutter
- 401 Mandrel
- 402 Mandrel
- 403 Bristle brush
- 407 Coarse 1/2" sanding drum
- 408 Coarse 1/2" sanding band (2)
- 409 Emery cut-off wheels (2)
- 411 Coarse sanding discs (10)
- 414 Small felt wheels (2)
- 415 Dressing stone
- 420 Heavy duty cut-off wheel (10)
- 425 Emery wheel
- 426 Fiberglass cut-off wheel (2)
- 429 Large felt wheel
- 430 Coarse 1/4" sanding drum
- 431 Coarse 1/4" sanding band (3)
- 432 Fine 1/2" sanding band (3)
- 438 Fine 1/4" sanding band (2)
- 932 Aluminum oxide stone
- 8193 Aluminum oxide stone
- 84922 Silicon carbide stone



CONTENTS

- Digital High Speed Rotary Tool
- Small Window Case
- Dremel Chuck
- Quick Start Book
- Wrench

DREMEL TWO-SPEED

MODEL 2850-02

- Ideal for multiple applications on a variety of materials.



CONTENTS

- MultiPro Two-Speed Rotary Tool
- Small Window Case
- Quick Start Book
- Wrench

DREMEL SINGLE-SPEED

MODEL 275-02

- Ideal for sanding, carving and drilling.



CONTENTS

- MultiPro Single-Speed Rotary Tool
- Quick Start Book
- Wrench

40 ASSORTED ACCESSORIES

- 150 Drill bit
- 401 Mandrel
- 402 Mandrel
- 407 Coarse 1/2" sanding drum
- 408 Coarse 1/2" sanding band (3)
- 409 Emery cut-off wheel (5)
- 411 Coarse sanding disc (5)
- 414 Small felt wheel (4)
- 420 HD emery cut-off wheel (2)
- 425 Emery wheel (2)
- 426 Fiberglass cut-off wheel
- 429 Large felt wheel (4)
- 430 Coarse 1/4" sanding drum
- 431 Coarse 1/4" sanding band (2)
- 432 Fine 1/2" sanding band (2)
- 438 Fine 1/4" sanding band (3)
- 541 Aluminum oxide wheel
- 8193 Aluminum oxide stone

ALKALINE CORDLESS KITS

- 6.0 volts of power and two speeds for light duty precision jobs.
- 7,000 / 14,000 RPM
- Kits use 4 AA batteries (not included).

PUMPKIN CARVING KIT – MODEL 764-04



- Allows fast, easy carving of spectacularly sculpted pumpkins, more advanced than the traditional "Jack O' Lantern".
- Using the provided templates makes carving intricate pumpkin designs as easy as tracing a drawing.

CONTENTS

- Alkaline Two-Speed Cordless Rotary Tool
- 10 Bonus Templates
- Detailed Pumpkin Carving Instructions
- 191 High Speed Cutter

GOLF CLEANING KIT – MODEL 760-04



- Cleans clubs in seconds.
- Case easily attaches to your golf bag.
- Cleans club faces and grooves for improved ball control and accuracy.

CONTENTS

- Alkaline Two-Speed Cordless Rotary Tool
- Carrying Bag
- 403 Bristle Brush
- 535 Brass Brush
- Wrench

PET NAIL GROOMING KIT – MODEL 761-03



- Quickly, easily, and safely trim your pet's nails in minutes.
- No more painful nail clipping.

CONTENTS

- Alkaline Two-Speed Cordless Rotary Tool
- 430 Coarse 1/4" Sanding Drum
- 431 Coarse Sanding Band (2)
- 438 Fine Sanding Band (2)
- Wrench

DREMEL[®] STYLUS[™]

C O R D L E S S

Created to Fit Your Hand and Your Lifestyle[™]

- Always Ready
- Goes Everywhere



Unique Contoured Grip

Designed for superior precision, control, and comfort in your hand.

Finger-tip On/Off Switch

For one-handed operation.

STYLUS KIT – MODEL 1100-01



CONTENTS


- Dremel Stylus Rotary Tool
- Charging Base and Accessory Organizer
- 7.2V Lithium-Ion Battery
- Accessory Case
- Quick Start Book
- Wrench

25 ASSORTED ACCESSORIES

- 106 Engraving cutter
- 191 High speed cutter
- 194 High speed cutter
- 401 Mandrel
- 402 Mandrel
- 403 Bristle brush
- 412 Medium sanding discs (5)
- 429 Large felt wheel (2)
- 414 Small felt wheel (2)
- 421 Polishing compound
- 425 Emery wheel
- 430 Coarse 1/4" sanding drum
- 438 Fine 1/4" sanding band (2)
- 481 3/32" collet
- 512 Fine abrasive buff
- 932 Aluminum oxide stone
- 7144 Diamond Wheel Point
- 84922 Silicon carbide stone

Variable Speed 5,000 - 25,000 RPM

For precise control in a variety of materials and applications.



New!

Compact and Ultra-lightweight

Shaft Lock

For quick accessory changes.

Rechargeable 7.2V Lithium-Ion Battery

Holds a charge 2 years while in storage.

Docking Station Continually Charges

So the tool is always fully charged and ready to use.

Premium Accessories

Specifically for intricate work.



POWERED BY
LITHIUM-ION
TECHNOLOGY

WHY LITHIUM-ION?

More Power in a Smaller Size. Lithium-ion technology delivers more power in a smaller size and with less weight than conventional Ni-Cd batteries.

Always Ready. When in storage, battery holds a charge **6X** longer than standard Ni-Cd batteries.

No Memory Effects. Lithium-ion batteries can be recharged at any time without reducing charge capacity or run time.



DREMEL® 10.8V CORDLESS

Higher Speeds 5,000-35,000 RPM. Corded performance in a cordless tool.
Variable Speeds. Handle a greater range of applications with more precision.
Increased Versatility. Over 150 attachments and accessories available.

Soft Grip. Designed for superior control and balance.
Small and Lightweight. For easier handling and less fatigue.

Battery Fuel Gauge. Know when it's time to recharge.

High Capacity 10.8V Lithium-Ion Battery Pack.

For longer run-times.

50% More Power†. Handle the tough jobs!

40% More Speed†. Highest speed available in cordless rotary tools!

† Compared to previous cordless model.

THE POWER AND FREEDOM TO TACKLE ANY PROJECT, ANYWHERE!



10.8V LITHIUM-ION CORDLESS ROTARY TOOL KIT – MODEL 8000-01*



CONTENTS

- 10.8V Lithium-Ion Cordless Rotary Tool
- Heavy Duty Storage Case
- 3-Hour Charger
- Quick Start Book
- Wrench

60 ASSORTED ACCESSORIES

150	Drill bit	409	Emery cut-off wheel (15)	431	Coarse 1/4" sanding band (2)
401	Mandrel	411	Coarse sanding discs (10)	432	Fine 1/2" sanding band (3)
402	Mandrel	414	Small felt wheel (5)	438	Fine 1/4" sanding band (3)
109	Engraving cutter	420	HD emery cut-off wheel (2)	541	Aluminum oxide wheel
191	High speed cutter	425	Emery wheel (2)	932	Aluminum oxide stone
407	Coarse 1/2" sanding drum	429	Large felt wheel (3)	8193	Aluminum oxide stone
408	Coarse 1/2" sanding band (4)	430	Coarse 1/4" sanding drum	84922	Silicon carbide stone

WHY LITHIUM-ION?

More Power in a Smaller Size. Lithium-ion technology delivers more power in a smaller size and with less weight than conventional Ni-Cd batteries.

Always Ready. When in storage, battery holds a charge **6X** longer than standard Ni-Cd batteries.

No Memory Effects. Lithium-ion batteries can be recharged at any time without reducing charge capacity or run time.

10.8V LITHIUM-ION CORDLESS ROTARY TOOL ACCESSORIES



Lithium-Ion Battery Pack – Model 855-01



Lithium-Ion 3-Hour Charger – Model 856-01

7.2V MULTIPRO CORDLESS KIT – MODEL 7700-02

- Two-speed 10,000 and 20,000 RPM.
- **Motor:** 7.2V DC (7.2 V)
- **2-Speed:** 10,000/20,000 RPM
- **Weight with Battery:** 12oz. (340g) goes anywhere.

50 ASSORTED ACCESSORIES

- 150 Drill
- 401 Mandrel
- 402 Mandrel
- 407 Coarse 1/2" sanding drum
- 408 Coarse 1/2" sanding band (3)
- 409 Emery cut-off wheel (15)
- 414 Small felt wheel (4)
- 420 HD emery cut-off wheel (2)
- 425 Emery wheel (4)
- 429 Large felt wheel (3)
- 430 Coarse 1/4" sanding drum
- 431 Coarse sanding band (2)
- 432 Fine 1/2" sanding band (4)
- 438 Fine 1/4" sanding band (3)
- 540 1-1/4" cut-off wheel (3)
- 541 Aluminum oxide wheel
- 84922 Silicon carbide stone

CONTENTS

- 7.2 Two-Speed Cordless MultiPro
- 3-Hour Charger
- Quick Start Book
- Portable Storage Bag
- Wrench
- Accessory Organizer



Light and Compact. Easy to handle and fun to use — anywhere!

Unique knurled collet nut. Fast accessory change; no wrench needed.

Removable battery packs. Continuous use to finish your projects.

Two Speeds. For better control and accuracy.

758-01 3-Hour Charger. Quick battery recharge with LED light. Light indicates battery is correctly placed into the charger for proper charging.

7700-01 ACCESSORIES



7.2V Battery Pack – Model 757-01



3-Hour Battery Charger – Model 758-01

7700 ACCESSORIES



7.2V Battery Pack – Model 757



3-Hour Battery Charger – Model 758

MINIMITE® CORDLESS KIT – MODEL 750-02

- Take it anywhere. 4.8 volts of power for light duty precision jobs.
- **Motor:** 4.8V DC (4.8 V)
- **2-Speed:** 6,500/13,000 RPM
- **Weight with Battery:** 9oz. (255g)

5 ASSORTED ACCESSORIES

- 401 Mandrel
- 407 Coarse 1/2" sanding drum
- 414 Small felt wheel
- 432 Fine 1/2" sanding band
- 84922 Silicon carbide stone



CONTENTS

- 4.8 Two-Speed MINIMITE®
- 3-Hour Charger
- Wrench



Light and Compact. Easy to handle and fun to use — anywhere!

Unique knurled collet nut. Fast accessory change; no wrench needed.

Removable battery packs. Continuous use to finish your projects.

Two Speeds. For better control and accuracy.

756-01 3-Hour Charger. Quick battery recharge with LED light. Light indicates battery is correctly placed into the charger for proper charging.

750-02 ACCESSORIES



4.8V Battery Pack – Model 755-01



3-Hour Battery Charger – Model 756-01

750 ACCESSORIES



4.8V Battery Pack – Model 755



3-Hour Battery Charger – Model 756

ATTACHMENT COMPATIBILITY KEY										
ATTACHMENT MODEL NUMBER	TOOL MODEL NUMBER									
	400	300	398	395	285	275	800	780	770	750
212	☆	☆	•	•	•	•	•	☆	•	
220	•	•	•	•	•	•	•	•	•	
225	•	•	•	•	•	•	•	•	•	
231	☆	☆	•	•	•	•	•	•	•	
330	☆	☆	•	•	•	•	•	•	•	
335	•	•	•	•	•	•	•	•	•	
565	•	•	•	•	•	•	•	•	•	
566	•	•	•	•	•	•	•	•	•	
568	•	•	•	•	•	•	•	•	•	
575	•	•	•	•	•	•	•	•	•	
670	•	•	•	•	•	•	•	•	•	
671	•	•	•	•	•	•	•	•	•	
675	•	•	•	•	•	•	•	•	•	*
677	•	•	•	•	•	•	•	•	•	*
1453	•	•	•	•	•	•	•	•	•	*
2222	•	•	•	•	•	•	•	•	•	
MS400	•	•	•	•	•	•	•	•	•	
PL400	•	•	•	•	•	•	•	•	•	
FL400	•	•	•	•	•	•	•	•	•	

Use this chart to find out which attachments work with your tool, or use the mini charts included with the attachments' descriptions. Adapters may be needed.

☆ Adapter required. Phone the Dremel Experts at 1-800-437-3635 for free adapter.

* 770 Tool with threaded nose cap only.

FLEXLITE™ WITH MAGNIFIER – MODEL 671

400	300	398	395	285	275	800	780	770	750
•	•	•	•	•	•	•	•	•	•

Lights up your work area!

- Removable magnifier lens (3X magnification).
- High intensity LED light.
- Flexible arm for easy positioning.
- Attaches to: 400 Series XPR™ Rotary Tool, 400 Series XPR™ Storage System, 300 Series Rotary Tool 335 Plunge Router, 1800 Scroll Station, and 220 Work Station™.



New!

FLEXLITE™ – MODEL FL400

400	300	398	395	285	275	800	780	770	750
•	•	•	•	•	•	•	•	•	•

Lights up your work area!

- High intensity LED light.
- Easy to use twist on/off switch.
- Flexible arm for easy positioning.
- Attaches to same items as model 671.



XPR™ MULTISAW – MODEL MS400

400	300	398	395	285	275	800	780	770	750
•	•	•	•	•	•	•	•	•	•

Goes where ordinary saws can't. Like having a jig saw, reciprocating saw, and scroll saw in one compact attachment.

- Universal blade holder uses standard "U" and "T" shank jigsaw blades.
- 3/8" blade stroke for fast and controlled scroll and straight line cutting.
- Pivot foot provides easier control in a variety of materials and shapes.
- Includes one wood cutting blade for straight and curved cutting.
- For use only with the 400 Series XPR™ Rotary Tool.



XPR™ PLANER – MODEL PL400

400	300	398	395	285	275	800	780	770	750
•	•	•	•	•	•	•	•	•	•

Refinish furniture, fix stuck doors and cabinets, chamfer sharp edges, fit wood flooring and more.

- High speed steel, precision-ground blade lasts up to 500 linear feet.
- 2-1/4" planing width removes approximately 1/64" with each pass.
- Features a 90 and 45 degree edge guide.
- For use only with the 400 Series XPR™ Rotary Tool.



MINI SAW ATTACHMENT – MODEL 670

400	300	398	395	285	275	800	780	770	750
•	•	•	•	•	•	•	•	•	•

Works great on wood and all wood-like materials.

- Quick connect system attaches to your rotary tool in seconds.
- Make clean, straight perpendicular cuts up to 1/4" thick.
- Clear housing provides better visibility.
- Lower guard retracts when not in use to ensure safety.
- Includes blade 546 shown below.



RIP/CROSSCUT BLADE – MODEL 546

- Long-lasting steel blade.
- 1-1/4" diameter, 48 teeth.
- One blade per package.
- For use with Mini Saw Attachment only.

LAWN MOWER AND GARDEN TOOL SHARPENER – MODEL 675

400	300	398	395	285	275	800	780	770	750
•	•	•	•	•	•	•	•	•	•

The fastest, easiest, safest way to sharpen your lawn mower blade and other garden tools.

- Guide provides optimum sharpening angle.
- Sharpens most rotary lawn mower blades.
- Easy to install and use.
- Long-wearing ABS plastic material.
- Comfortable ergonomic design.
- Includes grinding stone, #932 (see p.32).



CHAIN SAW SHARPENING ATTACHMENT – MODEL 1453

400	300	398	395	285	275	800	780	770	750
•	•	•	•	•	•	•	•	•	•

- Easily sharpen the dulllest of chains.



CONTENTS

- Sharpening Attachment
- Gauge
- 3 Sharpening Stones
- 2 Spacers
- Nos. 453, 454 and 455.
- Wrench
- Instruction Manual (see p. 31)

CUTTING KITS

Provide controlled cutting in a variety of materials.

- Allows for sturdy controlled cuts with maximum visibility.
- Easy depth adjustment. Set to the correct cutting depth for the material you are working on.
- Multi position depth adjustment.
- Easy screw-on mounting.
- Open arch offers excellent cutting visibility.



MULTIPURPOSE CUTTING KIT – MODEL 565

400	300	398	395	285	275	800	780	770	750
•	•	•	•	•	•	•	•	•	•

Includes cutting guide, 2 drywall cutting bits for cutting drywall for electrical boxes & air vents, and 1 multipurpose cutting bit for making cuts in ceiling tile, wood, plastic, fiberglass, drywall, laminate and vinyl siding.



TILE CUTTING KIT – MODEL 566

400	300	398	395	285	275	800	780	770	750
•	•	•	•	•	•	•	•	•	•

Includes cutting guide and (1) tile cutting bit for shaping ceramic wall tile around fixtures or plumbing pipes.

Not for use on ceramic floor tile.



GROUT REMOVAL ATTACHMENT – MODEL 568

400	300	398	395	285	275	800	780	770	750
•	•	•	•	•	•	•	•	•	•

For use on wall and floor grout!

- Multiple slide depth adjustment.
- 30° angle for controlled cutting.
- Guides 180° apart to keep bit centered between tiles.
- Easy screw-on mounting.
- Excellent cutting visibility.
- Includes 1/16" Grout Removal Bit – Model 569. Made of solid carbide, the bit will remove both wall and floor grout.



FLEX SHAFT ATTACHMENT – MODEL 225

400	300	398	395	285	275	800	780	770	750
•	•	•	•	•	•	•	•	•	•

Ideal for hard to reach places and fine detail work.

- Quick connect attach system.
- 36" long cable with new 5" bend radius provides more flexibility.
- Comfort grip hand piece.
- Integrated shaft lock button.
- Holds up to 1/8" shank.
- Works with collet system and Dremel chuck.



FLEX SHAFT TOOL HOLDER – MODEL 2222

400	300	398	395	285	275	800	780	770	750
•	•	•	•	•	•	•	•	•	•

Conveniently suspends any Dremel Rotary Tool above your workbench.

- Perfect for use with the Flex-Shaft attachment.
- Clamps to workbenches up to 1-3/4" thick, and adjusts in height from 12" to 42".
- Store extra bits on base.




DREMEL WORK STATION™ – MODEL 220

400	300	398	395	285	275	800	780	770	750
•	•	•	•	•	•	•	•	•	•

Functions as an articulating drill press that rotates 90°, rotary tool holder, and flex-shaft tool stand.

- Detents click the tool in place in 15° increments from vertical to horizontal.
- "Crow's Nest" provides on-board storage for Dremel accessories.
- Durable, die-cast aluminum base.



RIGHT ANGLE ATTACHMENT – MODEL 575

400	300	398	395	285	275	800	780	770	750
•	•	•	•	•	•	•	•	•	•

Enhances the versatility of your Dremel rotary tool by allowing you to get into hard-to-reach areas.

- Ball bearings and spiral bevel gears provide smooth and cool operation.
- Coupling system allows you to orient the attachment on your tool in 12 directions.
- Quick connect system easily attaches to your rotary tool in place of the housing cap, no wrenches required.
- Compact, durable design for those "hard-to-reach" places.



PLUNGE ROUTER ATTACHMENT – MODEL 335

400	300	398	395	285	275	800	780	770	750
•	•	•	•	•	•	•	•	•	•

Converts your corded Rotary Tool into a plunge router.

- Clear base.
- Two depth stops.
- Includes edge guide and circle guide.
- Rout circles, parallel to edge, signs and inlay work and decorative edges.



SHAPER/ROUTER TABLE – MODEL 231

400	300	398	395	285	275	800	780	770	750
•	•	•	•	•	•	•	•	•	•

Converts your corded Rotary Tool into a bench mounted wood shaper.

- Features an adjustable fence and large 8" x 6" worktable.
- Slot, groove, sand and trim edges.



DREMELITE™ – MODEL 677

400	300	398	395	285	275	800	780	770	750
•	•	•	•	•	•	•	•	•	•

The new attachment that lights your way!

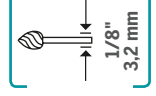
- Provides visibility in dimly lit areas and increases light on detailed projects.
- Easy to attach, no confusing wires or connections.
- Two extremely long lasting and durable LED lights.
- Uses a magnet threaded onto the tool's output shaft to provide a clever and simple power source.



CARVING/ENGRAVING



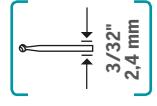
HIGH SPEED CUTTERS High speed cutters can be used for shaping, hollowing, grooving, slotting, making tapered holes in soft metals, plastics and woods. No. 199 cutter can be used to make small slits.



1/4" 6,4 mm	5/16" 7,9 mm	1/4" 6,4 mm	1/8" 3,2 mm	1/4" 6,4 mm	1/8" 3,2 mm	5/16" 7,9 mm	1/4" 6,4 mm	1/4" 6,4 mm	125
100	114	116	117	118	121	124	125	125	125
5/16" 7,9 mm	5/16" 7,9 mm	1/8" 3,2 mm	3/16" 4,8 mm	1/8" 3,2 mm	5/64" 2,0 mm	7/32" 5,6 mm	3/8" 9,5 mm	3/8" 9,5 mm	199
134	144	191	192	193	194	196	199	199	199







ENGRAVING CUTTERS Quality cutters for detail engraving, carving, routing in wood, fiberglass, plastic and soft metals.



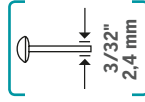
1/32" 0,8 mm	1/16" 1,6 mm	3/32" 2,4 mm	1/32" 0,8 mm	1/16" 1,6 mm	5/64" 2,0 mm	1/32" 0,8 mm	1/16" 1,6 mm	1/32" 0,8 mm	113
105	106	107	108	109	110	111	113	113	113

CARVING/ENGRAVING

DIAMOND WHEEL POINTS For fine detail work, engraving, carving, touch-up and finishing. Use on wood, jade, ceramic, glass, hardened steel, semi precious stones and other hard materials. Bits are covered with diamond particles.

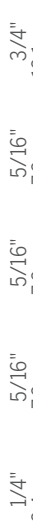




				
5/64" 2,0 mm	11/64" 4,4 mm	17/64" 6,7 mm	3/32" 2,4 mm	5/64" 2,0 mm
7103	7105	7120	7122	7123
7134	7134	7134	7134	7144

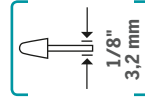
7150 – Dual Package which includes 1 ea. 7103 and 7144.









STRUCTURED TOOTH TUNGSTEN CARBIDE CUTTERS

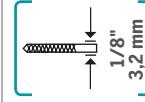
Fast-cutting sharp teeth for greater material removal. Use on fiberglass, wood, plastic, epoxy, rubber, laminates, particle board and ceramic tile.

				
1/4" 6,4 mm	5/16" 7,9 mm	5/16" 7,9 mm	5/16" 7,9 mm	3/4" 19,1 mm
9931	9933	9934	9935	9936



TUNGSTEN CARBIDE CUTTERS Use for shaping, smoothing and material removal. Use on hardened steel, stainless steel, cast iron, nonferrous metals, fired ceramics, plastics, hardwoods and other hard materials. Not for use with floor tile.

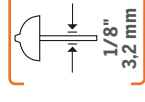
					
1/8" 3,2 mm	3/32" 2,4 mm	1/8" 3,2 mm	1/8" 3,2 mm	1/8" 3,2 mm	1/8" 3,2 mm
9901	9902	9903	9904	9905	9906
9909	9910	9911	9911	9911	9911



ROUTING

ROUTER BITS For routing, inlaying, and mortising in wood and other soft materials. Use with Dremel No. 330 Router Attachment, No. 335 Plunge Router Attachment, and No. 231 Shaper/Router Table. Made of high speed steel.







							
3/32" 2,4 mm	1/8" 3,2 mm	1/4" 6,4 mm	1/2" 12,7 mm	1/4" 6,4 mm	1/8" 3,2 mm	3/16" 4,8 mm	5/16" 7,9 mm
612	615	617	618	640	650	652	655
Piloted Beading	Corner Rounding	Core Box	Chamfer	V-Groove	Straight	Straight	Keyhole

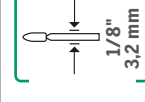


GRINDING/SHARPENING

SILICON CARBIDE GRINDING STONES (BLUE/GREEN)

Designed to work well on stone, glass, ceramics, porcelain and non-ferrous metals.

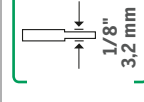
					
9/32" 7,1 mm	1/8" 3,2 mm	1/8" 3,2 mm	3/16" 4,8 mm	25/32" 19,8 mm	13/32" 10,3 mm
83142	83322	83702	84922	85422	85602
85622	85622	85622	85622	85622	85622



CHAIN SAW SHARPENING STONES

Precision-ground for quick, easy sharpening of chain saw blades. Each package contains 2 stones.

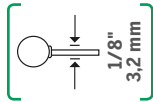
			
5/32" 4,0 mm	3/16" 4,8 mm	7/32" 5,6 mm	7/32" 5,6 mm
453	454	455	455



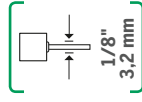
GRINDING/SHARPENING

ALUMINIUM OXIDE GRINDING STONES (ORANGE/BROWN)

Use on metals, castings, welded joints, rivets and rust. Ideal for sharpening, de-burring and general purpose grinding of most materials.

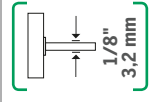


7/16" 11,1 mm	3/8" 9,5 mm	5/8" 15,9 mm	3/16" 4,8 mm	3/8" 9,5 mm	911
1/4" 6,4 mm	1/8" 3,2 mm	3/16" 4,8 mm	3/8" 9,5 mm	5/8" 15,9 mm	932
1/2" 12,7 mm	1/2" 12,7 mm	1/2" 12,7 mm	1/2" 12,7 mm	1" 25,4 mm	941
					945
					952
					8175
					8153
					997
					971
					8193
					8215



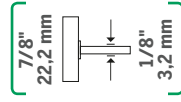
ABRASIVE POINTS Abrasive points are great for finishing work and light de-burring. They can be used for paint and rust removal without removing any of the base material.

1/2" 12,7 mm	1/2" 12,7 mm	1/2" 12,7 mm	516
1/2" 12,7 mm	1/2" 12,7 mm	1/2" 12,7 mm	517
1/2" 12,7 mm	1/2" 12,7 mm	1/2" 12,7 mm	518



ALUMINIUM OXIDE ABRASIVE WHEEL Perfect for cleaning, de-burring, removing rust, and polishing of most metals, including stainless steel.

1" 25,4 mm	500
---------------	-----



ALUMINIUM OXIDE GRINDING WHEEL Use for de-burring, rust removal and general purpose grinding.

7/8" 22,2 mm	1/8" 3,2 mm	541
2 Per Pack		
Use with Mandrel 402		

CUTTING

EZ Lock™ STARTER KIT – MODEL EZ406

- Includes 1 EZ Lock™ mandrel and 5 reinforced cut-off wheels.



New!

Faster Accessory Changes – Easy as 1, 2, 3



Pull –



Twist –



Release



EZ Lock™ 1-1/2" REINFORCED CUT-OFF WHEEL – MODEL EZ456

For use with EZ Lock™. Reinforced cut-off wheels for cutting metal. 2X more cuts compared with 426. 5pc.



EZ Lock™ 1-1/2" REINFORCED CUT-OFF WHEEL BULK PACK – MODEL EZ456B

For use with EZ Lock™. Reinforced cut-off wheels for cutting metal. 12pc. Bulk Pack.



EZ Lock™ 1-1/2" REINFORCED CUT-OFF WHEEL – MODEL EZ476

For use with EZ Lock™. Reinforced cut-off wheel makes clean cuts in plastic. 5pc.



CUTTING


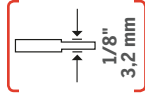
DRYWALL, MULTIPURPOSE, TILE AND GROUT ACCESSORIES

DRYWALL CUTTING BIT – MODEL 560*
 Gives you fast clean cuts in drywall.

MULTIPURPOSE CUTTING BIT – MODEL 561* Cuts hardwood up to 3/8" and softwood up to 5/8". Also cuts plastic, fiberglass, drywall, laminate, aluminum & vinyl siding.

TILE CUTTING BIT – MODEL 562*
 Cuts ceramic wall tile, cement board, and plaster. (Not for use on floor tile.)

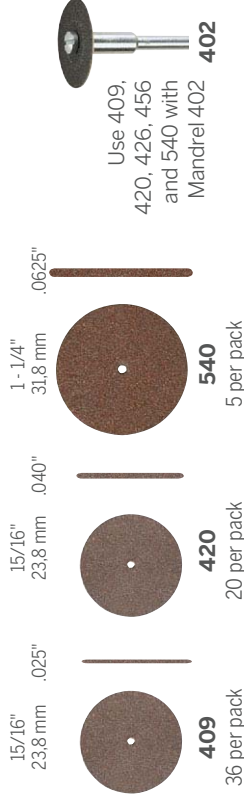
CARBIDE GROUT REMOVAL BITS – MODEL 569 AND MODEL 570†
 Ideal for replacing wall and floor grout or removing grout to replace broken tiles.




* Use with cutting guide (page 25)

† Use with grout removal guide (page 26)

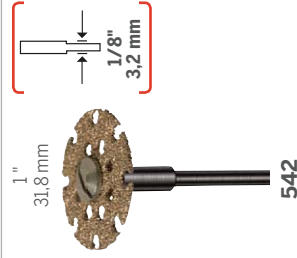
CUT-OFF WHEELS For slicing and cutting metal, wood and plastic. Cut-Off Wheels make it easy to cut or slot bolts, screws, sheet metal, thin wood and plastic. The cut-off wheel cuts only along its edge. Do not attempt to sand or cut curved holes with them.



FIBERGLASS REINFORCED CUT-OFF WHEELS



CUTTING/SHAPING WHEEL - MODEL 542 (CARBIDE) For cutting and shaping on soft and hard woods, fiberglass, plastics and laminates. Do not use on metal. Mandrel included. Thickness .070" (1.8 mm).



DIAMOND WHEEL – MODEL 545 Great for cutting, sawing and carving of hard materials such as marble, concrete, brick, porcelain, ceramics, hard epoxy, soft and hard wood. Mandrel #402 is included. Thickness .023" (0.6 mm). Do not run in excess of 20,000 RPM.



RIP/CROSSCUT BLADE – MODEL 546 For use with Mini Saw Attachment #670 only (page 24). Thickness .023" (0.6 mm)



CLEANING/POLISHING

POLISHING ACCESSORIES Ideal for polishing metals and plastics. Using polishing compound No. 421 with wheels produces a high luster.

Felt 1/2" dia. 6 per pack **414**

Felt 3/8" dia. **422**

Felt 1" dia. **429**

Use 414, 422 and 429 with Mandrel 401. **401**

POLISHING CLOTH Made to take a smooth finish and polish it to a high luster.

Cloth 1" dia. **423E**

EZ Lock COMPATIBLE

Use with either EZ 402, or with 402. Mandrels sold separately. **EZ402 402**

POLISHING COMPOUND – MODEL 421

Use with felt or cloth accessories to polish metals and plastics. Compound will remove a dull oxidized film and/or light surface imperfections. A solid compound.

DREMELO
No. 421
POLISHING COMPOUND
Light luster to metals

RUBBER POLISHING POINTS Blue points for finishing and polishing all ferrous metals. Removes small burrs and scratch marks left by grinding and sanding, and cleans and defines grooves. Also effective on many stones and ceramics.

1/4" 6,4 mm **461**

1/4" 6,4 mm **462**

1/4" 6,4 mm **463**

3/32" 2,4 mm

EMERY IMPREGNATED POLISHING WHEEL

Ideal for general polishing of most ferrous metal, stone, glass and ceramic. Use 425 with mandrel 402.

425

402

ABRASIVE BRUSH – MODEL 538


Dremel's strongest and longest lasting brush. Extra-thick nylon bristles are coated with an abrasive grit for material removal on the toughest jobs. Use for de-burring metal or wood and for removing rust and paint.



Do not run brush in excess of 20,000 RPM.

POLISHING WHEEL – MODEL 520

Use for light stock removal and high luster polishing of metals and hard plastics. The wheel is impregnated with a silicon carbide abrasive and lubricant, eliminating the need for polishing compound.



BRISTLE BRUSHES

Use for light de-burring, cleaning, polishing of silverware, jewelry and other precious metals; can use with polishing compound.

3/4" 19,1 mm **403**

1/2" 12,7 mm **404**

1/8" 3,2 mm **405**

CARBON STEEL BRUSHES

Versatile brush for removing rust and corrosion, polish metal surfaces. De-burr and blend surface junctures, clean electrical components.

3/4" 19,1 mm **428**

1/2" 12,7 mm **442**

1/8" 3,2 mm **443**

STAINLESS STEEL BRUSHES

Stainless steel brushes do not cause "after-rust" when used on corrosive-resistant materials like pewter, aluminum and stainless steel.

3/4" 19,1 mm **530**

1/2" 12,7 mm **531**

1/8" 3,2 mm **532**

BRASS BRUSHES

Brass brushes are non-sparking and softer than steel. They will not scratch soft metals like gold, copper, brass.

3/4" 19,1 mm **535**

1/2" 12,7 mm **536**

1/8" 3,2 mm **537**

Do not run brushes in excess of 15,000 RPM.

SANDING

FINISHING ABRASIVE BUFFS

Great for cleaning and light sanding. Use on metal, glass, wood, aluminum and plastics. The 512 fine-grit buff is particularly ideal for removing tarnish from brass. Not to be used in excess of 15,000 RPM.



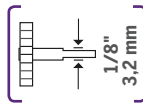
New!




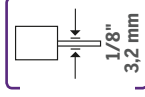
EZ Lock COMPATIBLE

Use 511E and 512E with either EZ 402, or with 402. Mandrels sold separately.

FLAPWHEELS Flapwheels grind and polish flat or contoured surfaces. They are used most effectively as a finishing sander after heavier surface sanding and material removal is completed.



SANDING BANDS For rough shaping and smoothing wood and fiberglass; removing rust from metal surfaces; shaping rubber surfaces. Sander bands are easily replaceable on drums, and are available in packages of 6 each.



CARBIDE SANDING BAND

The carbide grit surface is extremely durable and the edges of the band will stay crisp and sharp. Use on a variety of materials including woods, fiberglass, laminates, plastic, and leather. Drum sander mandrel included.




475




SANDING DISCS

For rough shaping and smoothing wood and fiberglass; removing rust from metal surfaces; shaping rubber surfaces. 36 pieces per pack.



CARBIDE SHAPING WHEEL

A powerful shaping tool that quickly and efficiently removes material. Easily creates compound curves and works on a variety of materials including woods, fiberglass, laminates, plastic, and leather. Mandrel included.

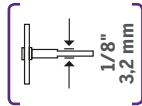


801



402

Use 411, 412 and 413 with Mandrel 402



MISCELLANEOUS

MANDRELS



EZ Lock™ EZ402 – Use with EZ406, EZ456, EZ476, 423E, 511E, and 512E.

401 – Use with 414 and 422. May be used with 429.

402 – Use with 409, 411, 412, 413, 420, 423E, 425, 426, 429, 456, 511E, 512E and 541.

DREMEL CHUCK – MODEL 4486 This chuck allows you to quickly and easily change accessories on Dremel rotary tools without changing collets. Accepts accessories with 1/32" - 1/8" shanks. Use with rotary tool models 275, 285, 300, 395, 398, 400, 750, 770, 780, and 800. Also use with Dremel attachments 212, 225, 575, and 961.



QUICK CHANGE COLLET NUT KIT – MODEL 4485 Includes Collet Nut and 4 Collets. For use with all rotary tools except models 1, 2 & 260, 270, 280 series 1 or earlier. Collets also available separately.



1/8" 3/32" 1/16" 1/32" 3.2 mm 2.4 mm 1.6 mm 0.8 mm
480 481 482 483

DRILL BIT SET – MODEL 628



1/32" 0,8 mm
 3/64" 1,2 mm
 1/16" 1,6 mm
 5/64" 2,0 mm
 3/32" 2,4 mm
 7/64" 2,8 mm
 1/8" 3,2 mm

1/8-IN. DRILL – MODEL 150*



1/32-IN. DRILL – MODEL 660
 4 pc. per pack. Use with 483 Collet.



3/64-IN. DRILL – MODEL 661
 4 pc. per pack. Use with 482 Collet.


WRENCH – MODEL 90962

For ease of changing bits.



DRESSING STONE – MODEL 415*

Clean grinding wheels, Shape or reshape for desired applications.



MINI ACCESSORY KITS

- New reusable storage box
- Application and material usage information included
- XPR™ storage case compatible
- Removable organizer tray



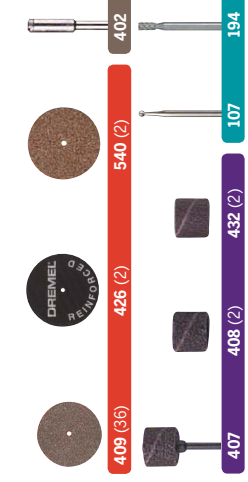
CLEANING / POLISHING KIT – MODEL 684-01

Polish a variety of materials to a high luster, clean those tough-to-reach areas, plus a whole lot more!



CUTTING / CARVING / SANDING KIT – MODEL 685-01

Collet #481 or Dremel Chuck #4486 needed for use with engraving cutter #107.



BRUSH	TOOLS	TYPE
90826*	260	
90827*	270, 280, 370 & 380	
90828*	232 & 332	
90929*	275, 285 & 395	1 & 2
90930	275, 285, 300, 395 & 595	3, 4 & 5
90930	6000	1 & 2
90931	398	
90935	732	
90936	Advantage 9000	
90937	400 XPR™	


CARBON MOTOR BRUSHES

*Available as service part only.

MINI ACCESSORY KITS

SANDING / GRINDING KIT – MODEL 686-01

Sharpen lawn tools, remove rust, sand down a sticking door, and engrave on glass, plus a whole lot more!



ROUTER BIT KIT – MODEL 692

For routing, inlaying and mortising in wood and other soft materials. Use with #330 Router Attachment, #335 Plunge Router Attachment, and #231 Shaper/Router Table.



GENERAL PURPOSE KIT – MODEL 687-01

Everything you need to cut, carve, sand, grind, clean, and polish, plus a whole lot more!




SUPER ACCESSORY KIT – MODEL 697-06

This versatile and re-usable accessory kit includes everything you need to cut, grind, sand, polish, drill, sharpen, clean and more.



CUTTING KIT – MODEL 688-01

Reslot a screw, cut conduit, sheet metal, rusted hose clamps, plus a whole lot more!




185 PIECE ACCESSORY KIT – MODEL 700-03

This versatile and re-usable accessory kit includes everything you need to cut, grind, sand, polish, drill, sharpen, clean and more. Features a convenient, foldable storage bag and mini kit.



CARVING / ENGRAVING KIT – MODEL 689-01

Sharpen lawn tools, remove rust, sand down a sticking door, and engrave on glass, plus a whole lot more!



18" VARIABLE SPEED SCROLL STATION™ – MODEL 1800

The attributes of a full-featured variable-speed scroll saw with the added benefit of a power take-off port. Your all-in-one woodworking destination.

CONTENTS

- 18" Variable Speed Scroll Station™
- 5" Sanding Disc
- Scroll Saw Blade Starter Pack (12 Blade Assortment)



Motor: 1.6A, 120V, 60Hz, 1/6HP
Speed: 500-1,700 SPM (CPM)
Blade: 5" (12.7 cm)

Blade Stroke: 3/4" (19.1 mm)
Cutting Capacity: 1-3/4" at 0°, 1" at 45°
Net Weight: 53 lbs. (24.0 kg)



18" Throat Depth. Cuts larger work pieces.

Smooth Cast-Iron Table Finish. An extra-smooth finish and sturdy support to provide effortless workpiece manipulation.

Table Angle Tilts. Detents lock into place every 15° up to 45° to the left and at 5° to the right with a positive stop at 0° to quickly and easily square the table.

Top Handle.

Accepts pin-end and plain-end saw blades.

Blade Storage. Convenient blade storage drawer keeps blades at your fingertips.

Top-mounted Controls. Up-front controls for easy access.



Power Take-Off Port. Powers a 5" sanding disc (included) and Dremel Flex Shaft model 225 (sold separately).

Tool-less Blade Holder. No tools needed for fast and easy pin or plain-end blade changes.

InfiniteCut™ Blade Holder. Rotates 90° for infinite cutting length.

Flexible White LED Light. Allows movement of the light where needed for improved visibility.

Flexible Dust Blower. Adjustable, multidirectional blower keeps the cutting line clear for greater visibility.



18" VARIABLE SPEED SCROLL STATION™ ACCESSORIES



MAGNIFIER – MODEL 18505

Zoom in on projects where detail is critical.






At base: 28-3/4" X 16"
Height: 30-1/2"

SCROLL SAW STAND – MODEL 18500-01

Durable scroll saw stand with leg pads to prevent stand from slipping. For model 1800 only.

VARIABLE SPEED SCROLL SAW BLADES

	Universal Number	Width	Thickness	Teeth per inch
PIN-END BLADES Easiest to take in and out of saw. For tight radius cutting in hard and soft wood. 5 per pack.	16411 	.110"	.018"	15
	16412 	.110"	.018"	10
	16413 	.070"	.010"	18.5

PLAIN-END BLADES Allow for extremely tight radius cutting and intricate cuts in wood, plastic, and fibrous materials. 5 per pack.


16446 	5	.038"	.016"	12.5
16453 	12	.062"	.024"	9.5

METAL PIERCING BLADES Cut precious and non-ferrous metals. Must be used at slow speed. Perform best when lubricated with beeswax. 5 per pack.


16483 	5	.033"	.016"	36
---	---	-------	-------	----

REVERSE TOOTH BLADES Provides a smooth, splinter free finish. Leaves a clean, sharp edge on both the top and bottom of your wood piece. 12 per pack.

16431 	2R	.029"	.012"	20F/14R
16432 	5R	.038"	.016"	12.5F/14R

	Universal Number	Kerf	Teeth per inch
SPIRAL BLADES Cut in all directions without turning the work piece. 5 per pack.	16463 	.034"-.036"	41

CARBIDE COATED BLADES - 60 Grit Tungsten carbide coated blades shape and cut ceramic wall tiles. Also for cutting thin wood. Cut in any direction without turning your workpiece. Not for use on floor tiles. 1 per pack.

16472 	—	.046"-.048"	—
---	---	-------------	---

DREMEL® GLUE GUN

Advanced features make projects easy. Three interchangeable nozzles are included for a variety of glue flow rates. The Dremel Glue Gun may be used on a variety of activities including arts and crafts, hobbies and home repair.



Separate on/off switch to turn off glue gun without unplugging.

Dual temperature settings for use with all glue sticks between .44" and .45" diameter.

Green and Red LED lights indicate "on" and "ready" positions.

Anti-drip nozzle reduces glue drip for a cleaner and safer work area.

Operating Temp: 380°F High, 250° F Low
Volts: 110-120V, AC
Watts: 80 W
Tool Length: 8-3/4"

One-touch kickstand provides stable placement at the touch of a button.

Broad base for optimal stability.



Built-in worklight illuminates work area.

Comfort-grip handle and extended trigger allow for continual use without fatigue.

GLUE GUN KIT – MODEL 1200-01

CONTENTS

- Dremel Glue Gun
- Three Interchangeable Nozzles (1 Fine, 1 Standard, 1 Wide)
- Six Dual-Temperature Glue Sticks
- Instructions



Fine Nozzle



Standard Nozzle



Wide Nozzle



GLUE GUN KIT – MODEL 1200-02

CONTENTS

- Dremel Glue Gun
- Three Interchangeable Nozzles (1 Fine, 1 Standard, 1 Wide)
- Six Dual-Temperature Glue Sticks
- Carrying Bag
- Instructions

VERSATIP™ MULTIPURPOSE TOOL – MODEL 1550

Multipurpose tool for wood burning, soldering, hot knife cutting of styrofoam and plastics, cutting and fusing rope.

CONTENTS

- VersaTip™ Tool
- 5 Tips (470, 471, 473, 474 & 499)
- Tool Stand
- Handy Tip Storage Tube

Max. Tip Temp: 1,050° F (565° C)
Volts: 110-120V, AC
Watts: 30

Tool Length: 7-3/8" (187,3 mm)

Maximum tip temperature 1,050° F. Safely burn faster and darker.

6 Different design tips. Replaceable and interchangeable for maximum versatility.

Short shaft length. Excellent control of tip, ergonomic, stay cool design. Maximum user comfort and control.

Versatile tool stand. Convenient for storage and protects work surface.

ACCESSORIES:



Soldering Tip – Model 470



General Purpose Tip – Model 471



Script Tip – Model 473



Fine Cutting Tip – Model 474



Grading Tip – Model 472



Hot Knife Tip – Model 499

ENGRAVER – MODEL 290-01

Identify and personalize your valuables. Use for decorative engraving.

- Engraves metal, glass, wood, plastic, and ceramics.
- Holding area allows for extended use.
- Soft grip adds extra comfort and control.

CONTENTS

- Engraver Tool
- Carbide Point (9924)
- Letter / Number Template



Motor: 115V, AC/115V, 60Hz.
.2 Amps/0,2 A
Strokes: 7,200/SPM
Tool Weight: 12 oz. (340 g)



Light and compact design. Comfortable use for precision engraving performance.



Stroke adjustment dial. Regulates engraving depth from fine lines to deep grooves.



Replaceable carbide and diamond points. Engrave on soft or hard materials.

ACCESSORIES:



Carbide Point – Model 9924
(normal applications)



Diamond Point – Model 9929
(for continuous use)

CONTOUR SANDER

- Sands flat and contoured surfaces.
- Has the power and precision needed to get even the toughest sanding jobs done quickly and easily.
- Compact, lightweight design. More control, less fatigue.
- Wide selection of accessories.
- 4,000-10,000 variable strokes per minute.
- Long-lasting reusable sanding tubes.
- Exclusive quick change accessory release.
- Longer tool life.



Tool Weight: 1.75 lbs. (793, 7g)
Volts: 120V, AC
Amps: 1.15 (1,15)
Power Cord: 10' (3 m)
Strokes per Minute: 4,000-10,000
Stroke Length: .060" (1,5 mm)

CONTOUR SANDER KIT – MODEL 6000-01



CONTENTS

- Variable Speed Contour Sander
- 10 Sanding Contours
- 3 Sanding Tubes
- Detail Sanding Pad
- 3 Sheets of Detail Pad Sandpaper
- Dremel Tool Bag

SANDING CONTOURS INCLUDED IN KIT 6000-01


6017		6027	
6019		6029	Flat
6021		6030	30°
6023		6033	90°
6025		6034	-90°

CONTOUR ACCESSORIES



SANDING TUBES

- 6050 - 5 pieces 80 grit
- 6052 - 5 pieces 120 grit
- 6054 - 5 pieces 220 grit
- 6055 - Assortment (1 piece 80 grit, 2 pieces 120 grit, 2 pieces 220 grit)



DETAIL PAD SANDPAPER

- 6060 - 5 pieces 80 grit
- 6061 - 5 pieces 120 grit
- 6062 - 5 pieces 220 grit
- 6065 - Assortment (1 piece 80 grit, 2 pieces 120 grit, 2 pieces 220 grit)



SHUTTER EXTENSION PAD – MODEL 6046