
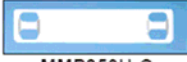

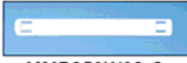




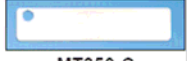



# PERMANENT IDENTIFICATION – Stainless Steel & Brass Marker Plates and Tags

Product Bulletin Number SA-SSCB15 6/2007

## *Stainless Steel and Brass Marker Plates and Tags*

- Provides permanent identification of pipes, conduit, valves, cables and equipment in harsh environments
- All marker plates can be embossed or laser etched with PANDUIT Factory Custom Marking Service
- Designed for use with PANDUIT® PAN-STEEL® Stainless Steel Cable Ties for fast installation at lowest installed cost
- For on-site custom marking use the metal indenting machine

Part Number	Material	Color	Length/ Diameter		Width		Custom Marking Parameters*			Thickness		Std. Pkg. Qty. <sup>^</sup>
			In.	mm	In.	mm	Max. 3/16" (4.77mm) Character Per Line	Max. Lines of Text	Used with PAN-STEEL® Cable Ties**	In.	mm	
 MMP350-C	304 Stainless Steel	Natural	3.50	89	.75	19	23	3	MLT-S	.010	.25	100
MMP350-C316*	316 Stainless Steel											100
 MMP350H-C	304 Stainless Steel	Natural	3.50	89	.75	19	20	3	MLT-H	.010	.25	100
MMP350H-C316*	316 Stainless Steel											100
 MMP350DB-C	304 Stainless Steel	Natural	3.50	89	1.12	29	20	3	MLT-H	.015	.38	100
MMP350DB-C316*	316 Stainless Steel											100
 MMP350W38-C	304 Stainless Steel	Natural	3.50	89	.38	10	23	1	MLT-S	.010	.25	100
MMP350W38-C316*	316 Stainless Steel											100
 MMP172-C	304 Stainless Steel	Natural	1.72	44	.75	19	8	3	MLT-S	.010	.25	100
MMP172-C316*	316 Stainless Steel											100
 MMP172W38-C	304 Stainless Steel	Natural	1.72	44	.38	10	8	1	MLT-S	.010	.25	100
MMP172W38-C316*	316 Stainless Steel											100
 MMP350W17-Q	304 Stainless Steel	Natural	3.50	89	1.73	44	26	6	MLT-S	.015	.38	25
 MMP338W21-Q	304 Stainless Steel	Natural	3.38	86	2.13	54	22	6	MLT-S	.015	.38	25
*See last page for PANDUIT Factory Custom Marking Service Information.												
 MT350-C	304 Stainless Steel	Natural	3.50	89	.75	19	26	3	MLT-S	.010	.25	100
MT350-C316	316 Stainless Steel											100
 MT172-C	304 Stainless Steel	Natural	1.72	44	.75	19	10	3	MLT-S	.010	.25	100
MT172-C316	316 Stainless Steel											100



MTB1D-Q



MTB150D-Q



MTB213D-Q



MT125S-Q

MT1D-Q	304 Stainless Steel	Natural	1.00	25	—	—	5	1	MLT-S			25		
MT1D-Q316	316 Stainless Steel											.035	.89	25
MTB1D-Q	Brass	Brass										25		
<b>MT150D-Q</b>	304 Stainless Steel	Natural	1.50	38	—	—	5, 6, 5	3	MLT-S			25		
MT150D-Q316	316 Stainless Steel											.035	.89	25
MTB150D-Q	Brass	Brass										25		
MT213D-Q	304 Stainless Steel	Natural	2.13	54	—	—	6, 12, 8	3	MLT-S			25		
MT213D-Q316	316 Stainless Steel											.015	.38	25
MTB213D-Q	Brass	Brass										25		
MT125S-Q	304 Stainless Steel	Natural	1.25	32	1.25	32	5	2	MLT-S			.035	.89	25

\*See last page for *PANDUIT* Factory Custom Marking Service Information.

\*\*See page 5 for *PAN-Steel*® Stainless Steel Cable Ties.

^Order number of pieces required, in multiples of Standard Package Quantity.