

MTL5521 SOLENOID/ ALARM DRIVER

loop-powered, IIC

The MTL5521 is a loop-powered module which enables a device located in the hazardous area to be controlled from the safe area. The MTL5521 can drive a certified intrinsically safe low-power load, as well as non-energy-storing simple apparatus such as an LED.

SPECIFICATION

See also common specification

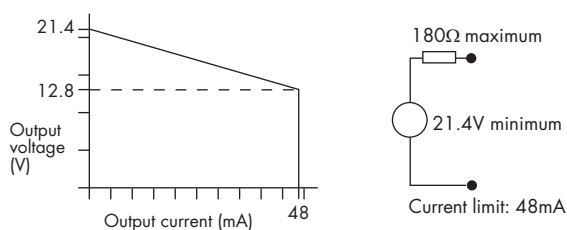
Number of channels

One

Location of load

Zone 0, IIC, T4--6 hazardous area if suitably certified
Div. 1, Group A hazardous location

Minimum output voltage Equivalent output circuit



Input voltage

20 to 35V dc

Hazardous-area output

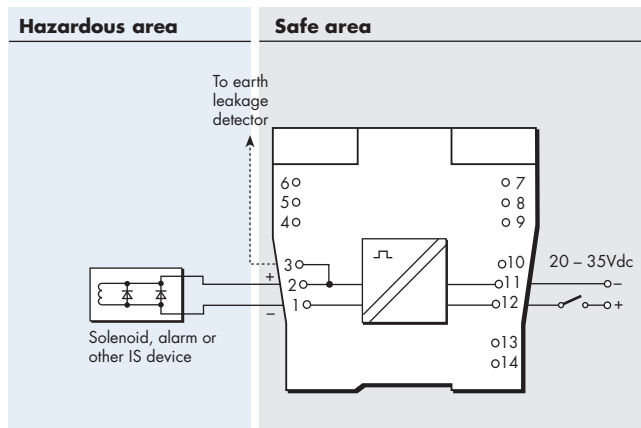
Minimum output voltage: 12.8V at 48mA
Maximum output voltage: 24V from 180Ω
Current limit: 48mA

Output ripple

< 0.5% of maximum output, peak to peak

Response time

Output within 10% of final value within 100ms



Terminal	Function
1	Output -ve
2	Output +ve
3	To earth leakage detector*
11	Supply -ve
12	Supply +ve

* Signal plug HAZI-3 is required for access to this function

LED indicator

Yellow: output status, on when output circuit is active

Maximum current consumption

90mA at 24V

Power dissipation within unit

1.4W at 24V

Safety description

$V_o=25V$ $I_o=147mA$ $P_o=919mW$ $U_m=253V$ rms or dc

The given data is only intended as a product description and should not be regarded as a legal warranty of properties or guarantee. In the interest of further technical developments, we reserve the right to make design changes.



EUROPE (EMEA) Tel: +44 (0)1582 723633
AMERICAS Tel: +1 281 571 8065
ASIA PACIFIC Tel: +65 6 487 7887
E-mail: enquiry@mtl-inst.com Web site: www.mtl-inst.com

Fax: +44 (0)1582 422283
Fax: +1 281 571 8069
Fax: +65 6 487 7997

MTL5500 SERIES COMMON SPECIFICATION

Please go to our website at www.mtl-inst.com for the latest information regarding safety approvals, certificates and entity parameters.

Connectors

Each MTL5500 unit is supplied with signal connectors, as applicable.

When using crimp ferrules for the hazardous and non-hazardous (safe) signal connectors the metal tube length should be 12mm and the wire trim length 14mm.

Isolation

250V rms, tested at 2200V rms minimum, between safe-area, hazardous-area and power supply terminals

50V ac or dc between safe-area circuits where applicable.

Supply voltage

20 – 35V dc

Location of units

Safe area

Terminals

Accepts conductors of up to 2.5mm² stranded or single-core

Mounting

MTL5500 series backplanes

Ambient temperature limits

-20 to +60°C (-6 to +140°F) operating

-40 to +80°C (-40 to +176°F) storage

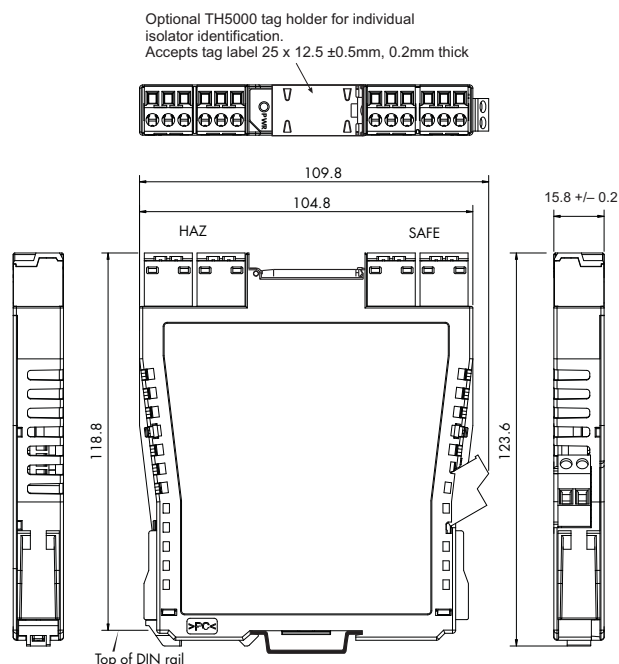
Humidity

5 to 95% relative humidity

Weight

110g approximately (except where indicated)

DIMENSIONS (mm)



HART® is a registered trademark of HART Communication Foundation

The given data is only intended as a product description and should not be regarded as a legal warranty of properties or guarantee. In the interest of further technical developments, we reserve the right to make design changes.

