

LED PANEL MOUNT INDICATORS

608 SERIES FOR 8mm MOUNTING HOLE

| PART NO. | COLOR | V _F | mA | mcd† | FIG. |
|--------------|-------|----------------|----|------|------|
| 608-1131-110 | R | 2 | 15 | 20 | 1 |
| 608-1231-110 | G | 2 | 15 | 15 | 1 |
| 608-1331-110 | Y | 2 | 15 | 4 | 1 |
| 608-3131-110 | R | 2 | 15 | 20 | 2 |
| 608-3231-110 | G | 2 | 15 | 15 | 2 |
| 608-3331-110 | Y | 2 | 15 | 4 | 2 |

FIG. 1

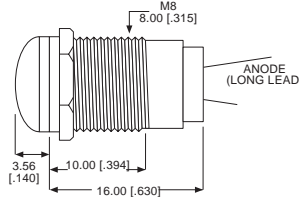
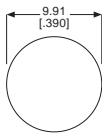
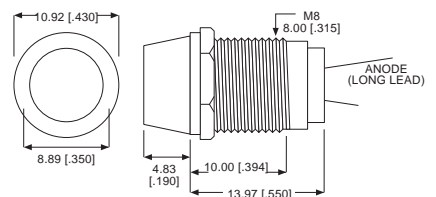


FIG. 2



SNAP-IN

| PART NO. | COLOR | V _F | mA | mcd† | FIG. |
|--------------|-------|----------------|----|------|------|
| 608-1132-220 | R | 6 | 15 | 20 | 3 |
| 608-1232-220 | G | 6 | 15 | 20 | 3 |
| 608-1332-220 | Y | 6 | 15 | 10 | 3 |
| 608-1132-230 | R | 12 | 15 | 20 | 3 |
| 608-1232-230 | G | 12 | 15 | 20 | 3 |
| 608-1332-230 | Y | 12 | 15 | 10 | 3 |
| 608-2132-220 | R | 6 | 15 | 20 | 4 |
| 608-2232-220 | G | 6 | 15 | 20 | 4 |
| 608-2332-220 | Y | 6 | 15 | 10 | 4 |
| 608-2132-230 | R | 12 | 15 | 20 | 4 |
| 608-2232-230 | G | 12 | 15 | 20 | 4 |
| 608-2332-230 | Y | 12 | 15 | 10 | 4 |

FIG. 3

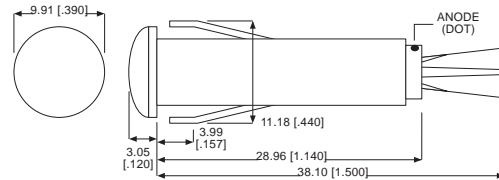
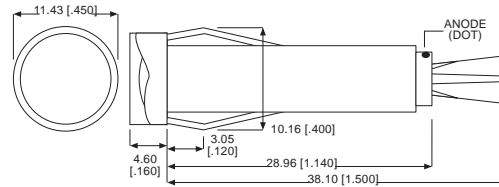


FIG. 4



Housing Material: Polycarbonate matching color of LED

609 SERIES FOR 9mm MOUNTING HOLE

| PART NO. | COLOR | V _F | mA | mcd† | FIG. |
|--------------|-------|----------------|----|------|------|
| 609-1112-120 | R | 6 | 15 | 20 | 5 |
| 609-1212-120 | G | 6 | 15 | 15 | 5 |
| 609-1312-120 | Y | 6 | 15 | 4 | 5 |
| 609-1112-130 | R | 12 | 15 | 20 | 5 |
| 609-1212-130 | G | 12 | 15 | 15 | 5 |
| 609-1312-130 | Y | 12 | 15 | 4 | 5 |
| 609-2112-120 | R | 6 | 15 | 20 | 6 |
| 609-2212-120 | G | 6 | 15 | 15 | 6 |
| 609-2312-120 | Y | 6 | 15 | 4 | 6 |
| 609-2112-130 | R | 12 | 15 | 20 | 6 |
| 609-2212-130 | G | 12 | 15 | 15 | 6 |
| 609-2312-130 | Y | 12 | 15 | 4 | 6 |

FIG. 5

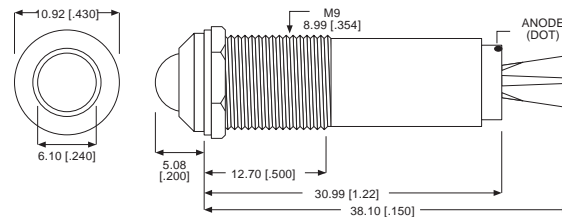
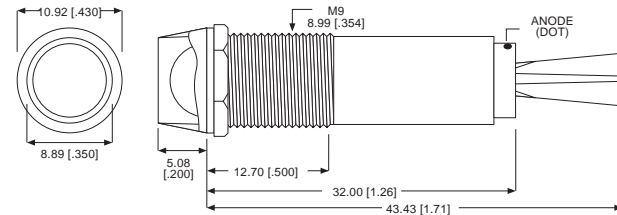


FIG. 6



Housing Material: Chrome Plated Brass

610 SERIES FOR 10mm MOUNTING HOLE

| PART NO. | COLOR | V _F | mA | mcd† | FIG. |
|--------------|-------|----------------|----|------|------|
| 610-3132-120 | R | 6 | 10 | 250 | 7 |
| 610-3232-120 | G | 6 | 10 | 15 | 7 |
| 610-3332-120 | Y | 6 | 10 | 12 | 7 |
| 610-4132-120 | R | 6 | 10 | 250 | 8 |
| 610-4232-120 | G | 6 | 10 | 15 | 8 |
| 610-4332-120 | Y | 6 | 10 | 12 | 8 |

FIG. 7

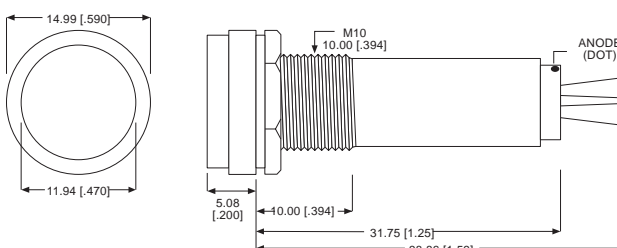
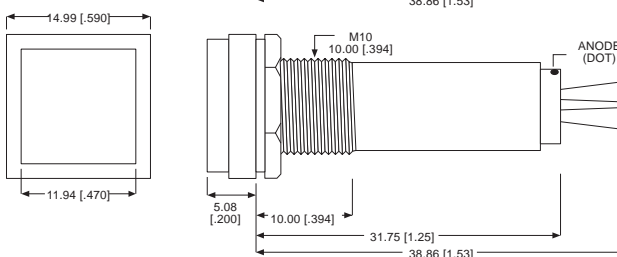


FIG. 8



Housing Material: Black Polycarbonate

† mcd intensity of LED

Dimensions in mm [inches]

