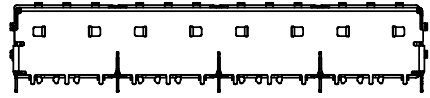


REVISIONS				
REV.	ECN	DESCRIPTION	DATE	APPROVED
B		PROPOSAL	12/06/2005	A.G.
C		PROPOSAL	01/05/2006	A.G.
D		UPDATED	JUL17/09	A.G.



U77-A4110-XDXX SHOWN



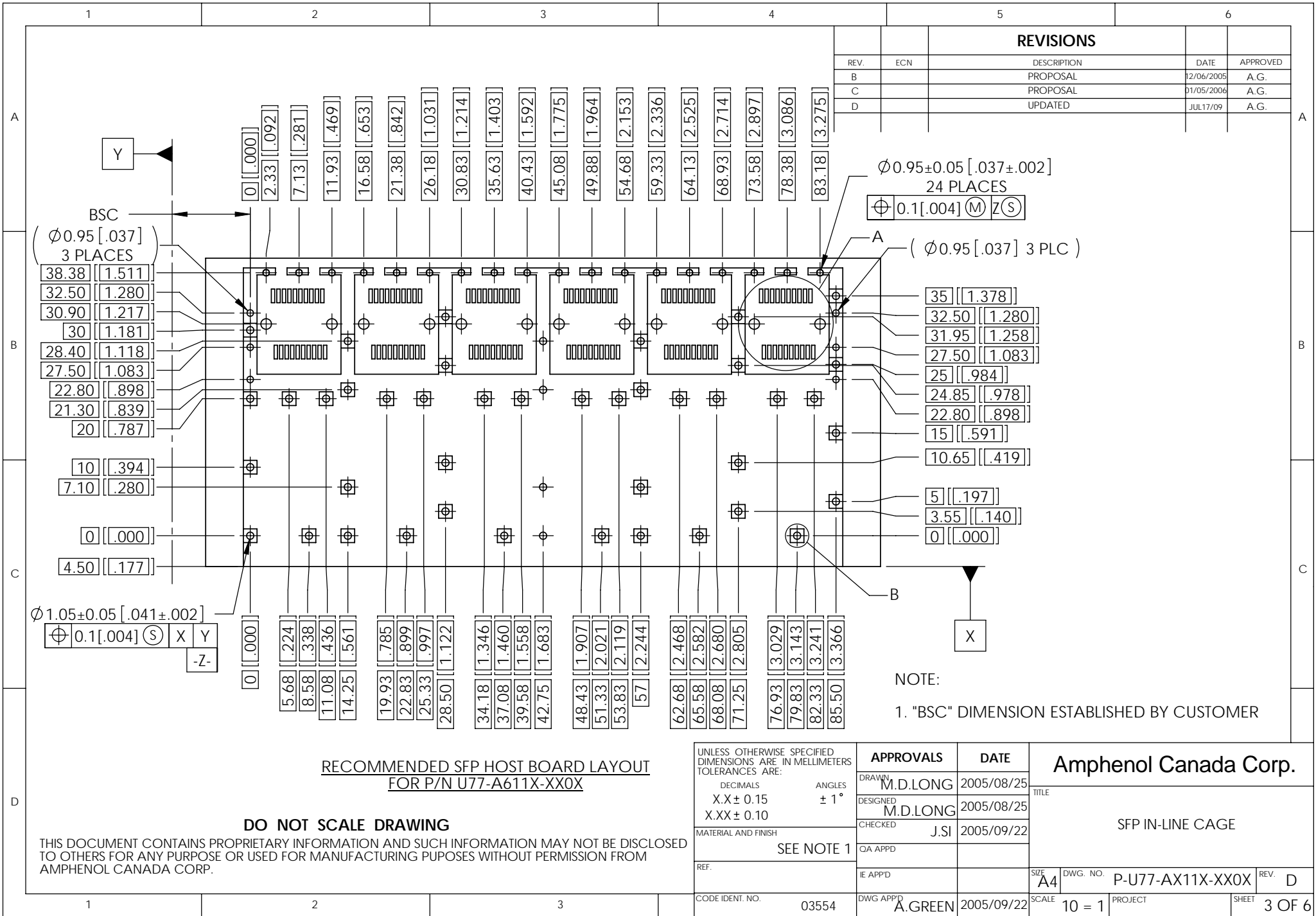
U77-A4114-XDXX SHOWN

PART NUMBER	A	B
U77-A211X-XXXX	29.25[1.151]	30.10[1.185]
U77-A411X-XXXX	57.75[2.274]	58.60[2.307]
U77-A611X-XXXX	86.25[3.396]	87.10[3.429]

UNLESS OTHERWISE SPECIFIED DIMENSIONS ARE IN MILLIMETERS TOLERANCES ARE: DECIMALS X.X ± 0.15 X.XX ± 0.10 MATERIAL AND FINISH SEE NOTE 1 REF. CODE IDENT. NO. 03554	APPROVALS	DATE	Amphenol Canada Corp. SFP IN-LINE CAGE SIZE A4 DWG. NO. P-U77-AX11X-XX0X REV. D SCALE 10 = 1 PROJECT SHEET 2 OF 6
	DRAWN M.D.LONG	2005/08/25	
	DESIGNED M.D.LONG	2005/08/25	
	CHECKED J.SI	2005/09/22	
	QA APPD		
	IE APPD		
	DWG APPD A.GREEN	2005/09/22	

DO NOT SCALE DRAWING

THIS DOCUMENT CONTAINS PROPRIETARY INFORMATION AND SUCH INFORMATION MAY NOT BE DISCLOSED TO OTHERS FOR ANY PURPOSE OR USED FOR MANUFACTURING PURPOSES WITHOUT PERMISSION FROM AMPHENOL CANADA CORP.



REVISIONS				
REV.	ECN	DESCRIPTION	DATE	APPROVED
B		PROPOSAL	12/06/2005	A.G.
C		PROPOSAL	01/05/2006	A.G.
D		UPDATED	JUL17/09	A.G.

**RECOMMENDED SFP HOST BOARD LAYOUT
FOR P/N U77-A611X-XX0X**

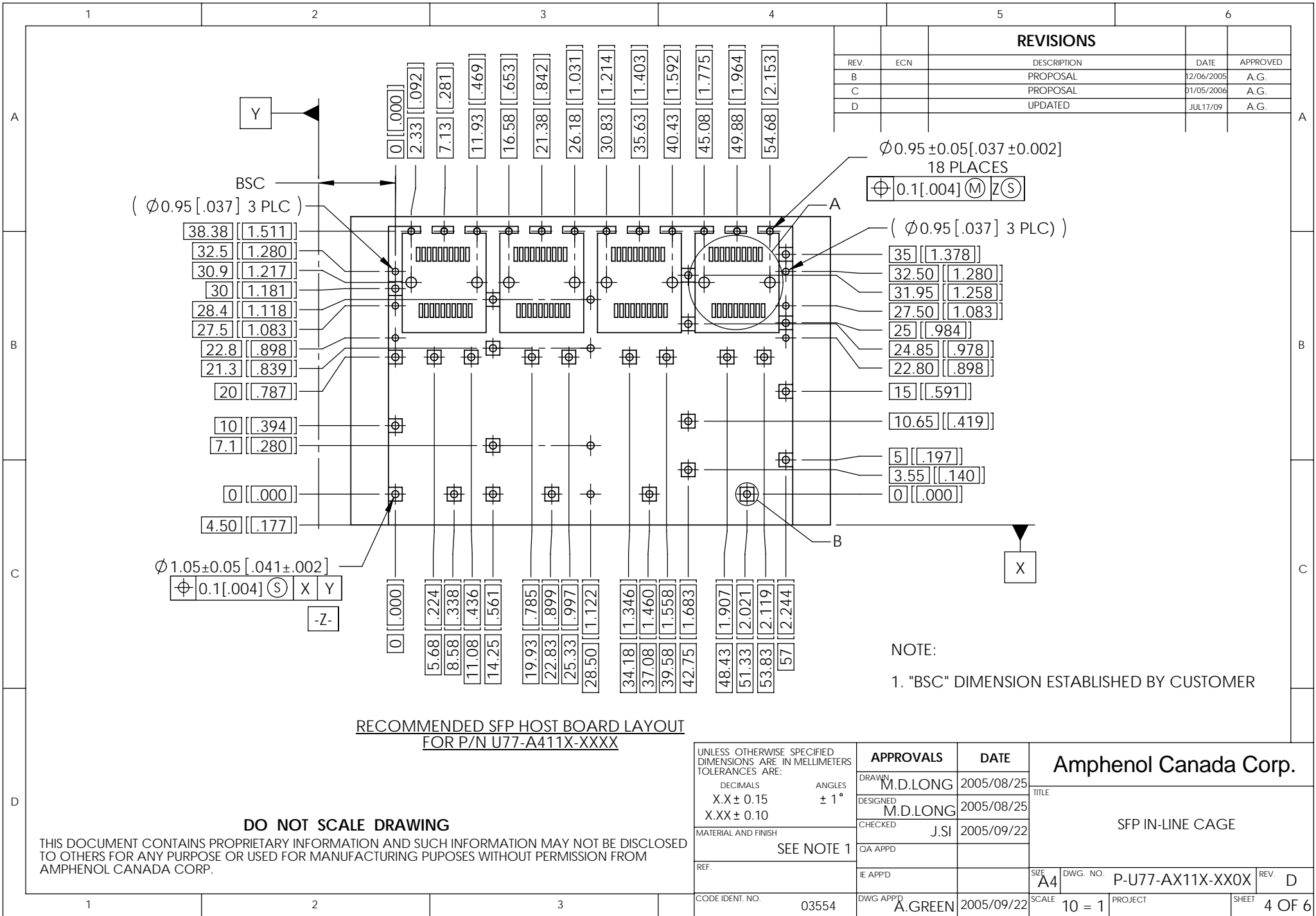
DO NOT SCALE DRAWING

THIS DOCUMENT CONTAINS PROPRIETARY INFORMATION AND SUCH INFORMATION MAY NOT BE DISCLOSED TO OTHERS FOR ANY PURPOSE OR USED FOR MANUFACTURING PURPOSES WITHOUT PERMISSION FROM AMPHENOL CANADA CORP.

NOTE:

1. "BSC" DIMENSION ESTABLISHED BY CUSTOMER

UNLESS OTHERWISE SPECIFIED DIMENSIONS ARE IN MILLIMETERS TOLERANCES ARE:		APPROVALS		DATE		Amphenol Canada Corp.	
DECIMALS	ANGLES	DRAWN	M.D.LONG	2005/08/25	TITLE		
X.X ± 0.15	± 1°	DESIGNED	M.D.LONG	2005/08/25	SFP IN-LINE CAGE		
X.XX ± 0.10		CHECKED	J.SI	2005/09/22			
MATERIAL AND FINISH		QA APPD				SIZE	A4
SEE NOTE 1		IE APPD				DWG. NO.	P-U77-AX11X-XX0X
REF.		DWG APPD		A.GREEN	2005/09/22	SCALE	10 = 1
CODE IDENT. NO.	03554					PROJECT	
						SHEET	3 OF 6



REVISIONS				
REV.	ECN	DESCRIPTION	DATE	APPROVED
B		PROPOSAL	12/06/2005	A.G.
C		PROPOSAL	01/05/2006	A.G.
D		UPDATED	JUL17/09	A.G.

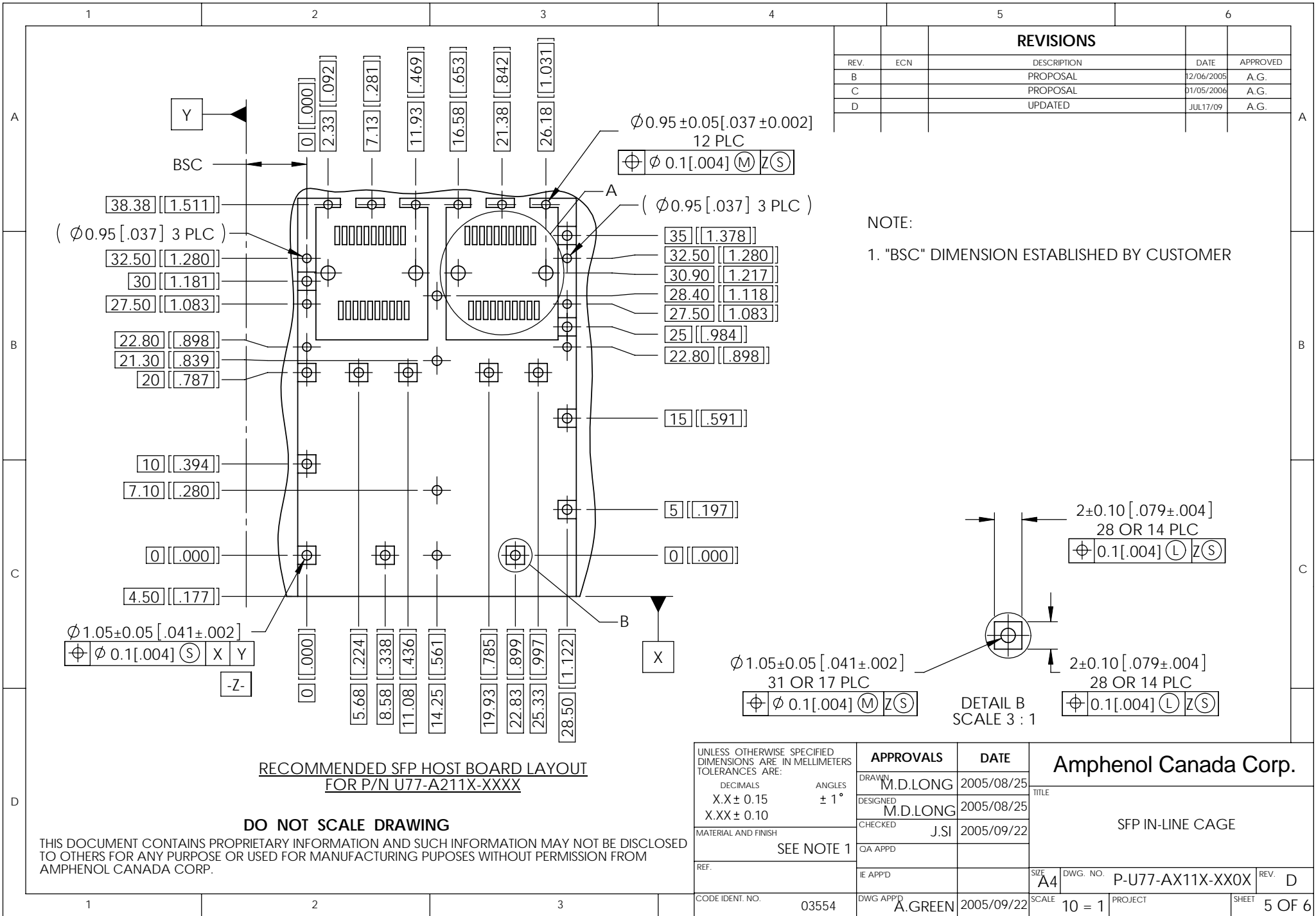
**RECOMMENDED SFP HOST BOARD LAYOUT
FOR P/N U77-A411X-XXXX**

NOTE:
1. "BSC" DIMENSION ESTABLISHED BY CUSTOMER

DO NOT SCALE DRAWING

THIS DOCUMENT CONTAINS PROPRIETARY INFORMATION AND SUCH INFORMATION MAY NOT BE DISCLOSED TO OTHERS FOR ANY PURPOSE OR USED FOR MANUFACTURING PURPOSES WITHOUT PERMISSION FROM AMPHENOL CANADA CORP.

UNLESS OTHERWISE SPECIFIED DIMENSIONS ARE IN MILLIMETERS TOLERANCES ARE:		APPROVALS		DATE		Amphenol Canada Corp.	
DECIMALS	ANGLES	DRAWN	M.D.LONG	2005/08/25	TITLE		
X.X ± 0.15	± 1°	DESIGNED	M.D.LONG	2005/08/25	SFP IN-LINE CAGE		
X.XX ± 0.10		CHECKED	J.SI	2005/09/22			
MATERIAL AND FINISH		QA APPD					
SEE NOTE 1		IE APPD				SIZE A4 DWG. NO. P-U77-AX11X-XX0X REV. D	
REF.		DWG APPD		A.GREEN		SCALE 10 = 1 PROJECT SHEET 4 OF 6	
CODE IDENT. NO.	03554			2005/09/22			



REVISIONS				
REV.	ECN	DESCRIPTION	DATE	APPROVED
B		PROPOSAL	12/06/2005	A.G.
C		PROPOSAL	01/05/2006	A.G.
D		UPDATED	JUL17/09	A.G.

NOTE:
1. "BSC" DIMENSION ESTABLISHED BY CUSTOMER

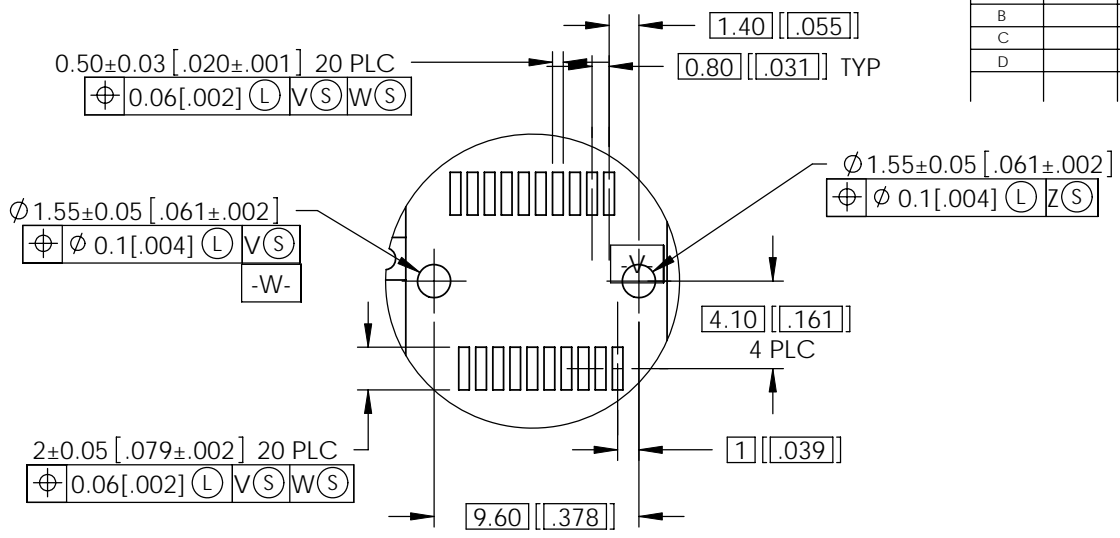
**RECOMMENDED SFP HOST BOARD LAYOUT
FOR P/N U77-A211X-XXXX**

DO NOT SCALE DRAWING

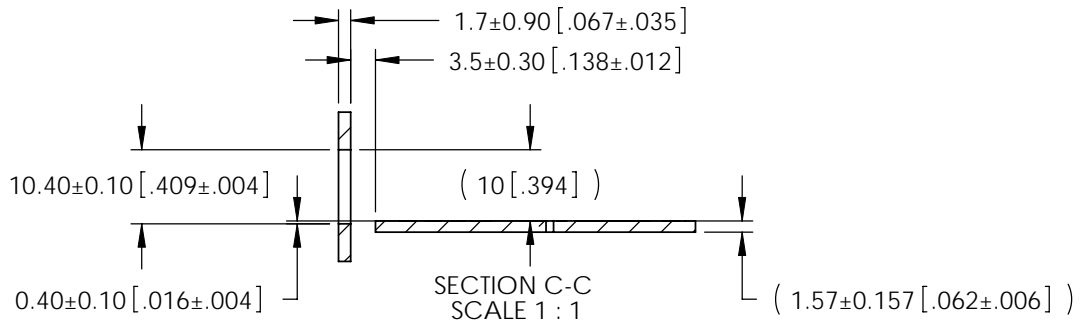
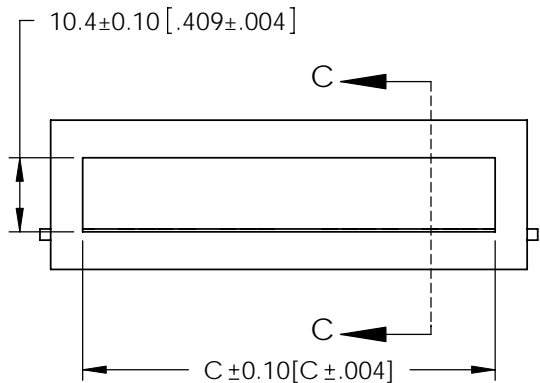
THIS DOCUMENT CONTAINS PROPRIETARY INFORMATION AND SUCH INFORMATION MAY NOT BE DISCLOSED TO OTHERS FOR ANY PURPOSE OR USED FOR MANUFACTURING PURPOSES WITHOUT PERMISSION FROM AMPHENOL CANADA CORP.

UNLESS OTHERWISE SPECIFIED DIMENSIONS ARE IN MILLIMETERS TOLERANCES ARE:		APPROVALS		DATE		Amphenol Canada Corp.	
DECIMALS	ANGLES	DRAWN	M.D.LONG	2005/08/25	TITLE		
X.X ± 0.15	± 1°	DESIGNED	M.D.LONG	2005/08/25	SFP IN-LINE CAGE		
X.XX ± 0.10		CHECKED	J.SI	2005/09/22			
MATERIAL AND FINISH		QA APPD				SIZE	
SEE NOTE 1						A4	
REF.		IE APPD				DWG. NO. P-U77-AX11X-XX0X	
CODE IDENT. NO. 03554		DWG APPD A.GREEN		2005/09/22		REV. D	
				SCALE 10 = 1		PROJECT SHEET 5 OF 6	

REVISIONS				
REV.	ECN	DESCRIPTION	DATE	APPROVED
B		PROPOSAL	12/06/2005	A.G.
C		PROPOSAL	01/05/2006	A.G.
D		UPDATED	JUL17/09	A.G.



DETAIL A
SCALE 3 : 1



SECTION C-C
SCALE 1 : 1

PART NUMBER	C
U77-A211X-XXXX	29.5[1.161]
U77-A411X-XXXX	58.0[2.283]
U77-A411X-XXXX	86.5[3.406]

RECOMMENDED BEZEL DESIGN

DO NOT SCALE DRAWING

THIS DOCUMENT CONTAINS PROPRIETARY INFORMATION AND SUCH INFORMATION MAY NOT BE DISCLOSED TO OTHERS FOR ANY PURPOSE OR USED FOR MANUFACTURING PURPOSES WITHOUT PERMISSION FROM AMPHENOL CANADA CORP.

UNLESS OTHERWISE SPECIFIED DIMENSIONS ARE IN MILLIMETERS TOLERANCES ARE:		APPROVALS		DATE	Amphenol Canada Corp. SFP IN-LINE CAGE
DECIMALS	ANGLES	DRAWN	M.D.LONG	2005/08/25	
X.X ± 0.15	± 1°	DESIGNED	M.D.LONG	2005/08/25	
X.XX ± 0.10		CHECKED	J.SI	2005/09/22	
MATERIAL AND FINISH		QA APPD			
SEE NOTE 1		IE APPD			
REF.		DWG APPD		A.GREEN	
CODE IDENT. NO.	03554	2005/09/22			
SIZE	A4	DWG. NO.	P-U77-AX11X-XX0X		REV. D
SCALE	10 = 1	PROJECT			SHEET 6 OF 6