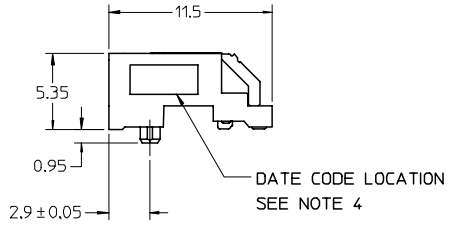
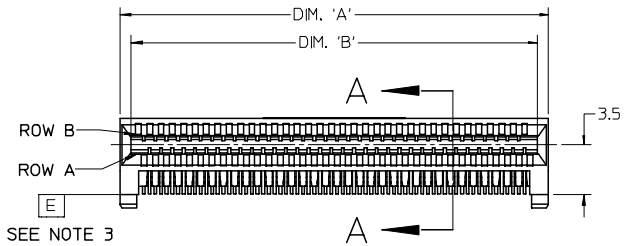
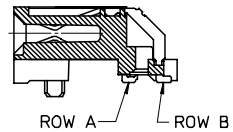
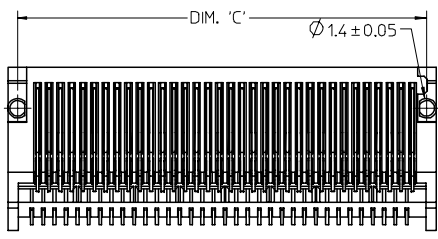


CIRCUIT SIZE	ITEM NUMBER	PLATING OPTION	DIM 'A'	DIM 'B'	DIM 'C'
26	75586-0004	OPTION 1	13.40	11.80	12.00
26	75586-0009	OPTION 2	13.40	11.80	12.00
36	75586-0003	OPTION 1	17.40	15.80	16.00
36	75586-0008	OPTION 2	17.40	15.80	16.00
38	75586-0010	OPTION 1	18.20	16.60	16.80
38	75586-0011	OPTION 2	18.20	16.60	16.80
50	75586-0001	OPTION 1	23.00	21.40	21.60
50	75586-0006	OPTION 2	23.00	21.40	21.60
68	75586-0002	OPTION 1	30.20	28.60	28.80
68	75586-0007	OPTION 2	30.20	28.60	28.80

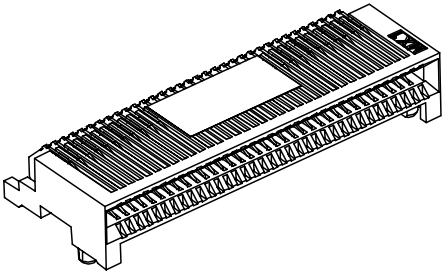


- NOTES
- MATERIAL:  
HOUSING - HIGH TEMPERATURE THERMOPLASTIC GLASS FILLED, UL 94V-0,  
BLACK TERMINALS - COPPER ALLOY
  - PLATING:  
OPTION 1  
CONTACT AREA - 0.38 μm MIN GOLD OVER 2.54 μm MIN NICKEL  
SOLDER FOOT AREA - 2.54 - 5.09 μm TIN OVER 2.54 μm MIN NICKEL.  
OPTION 2  
CONTACT AREA - 0.76 μm MIN GOLD OVER 2.54 μm NICKEL  
SOLDER AREA - 2.54 - 5.09 μm TIN OVER 2.54 μm MIN NICKEL  
OPTION 3  
CONTACT AREA - 0.76 μm MIN GOLD OVER 2.54 μm NICKEL,  
SOLDER AREA: GOLD FLASH OVER 2.54 μm MIN NICKEL.
  - TERMINAL SOLDER FEET TO BE COPLANAR WITHIN 0.10/0.04 MEASURED FROM FRONT HOUSING STAND OFF (DATUM E)
  - DATE CODE: 4 DIGIT (3 DIGIT DATE, 1 DIGIT YEAR)
  - CIRCUIT IDENTIFIER: SEE APPROPRIATE INDUSTRY SPECIFICATION FOR LOCATION OF PIN 1.
  - TO BE USED WITH EXTERNAL CABLES (74546 & 74547 SERIES) AND GUIDE FRAMES (74540 & 74548 SERIES)
  - PACKAGED PER PACKAGING SPECIFICATION: PK-75586-002
  - CONFORMS TO PRODUCT SPECIFICATION: PS-75586-001



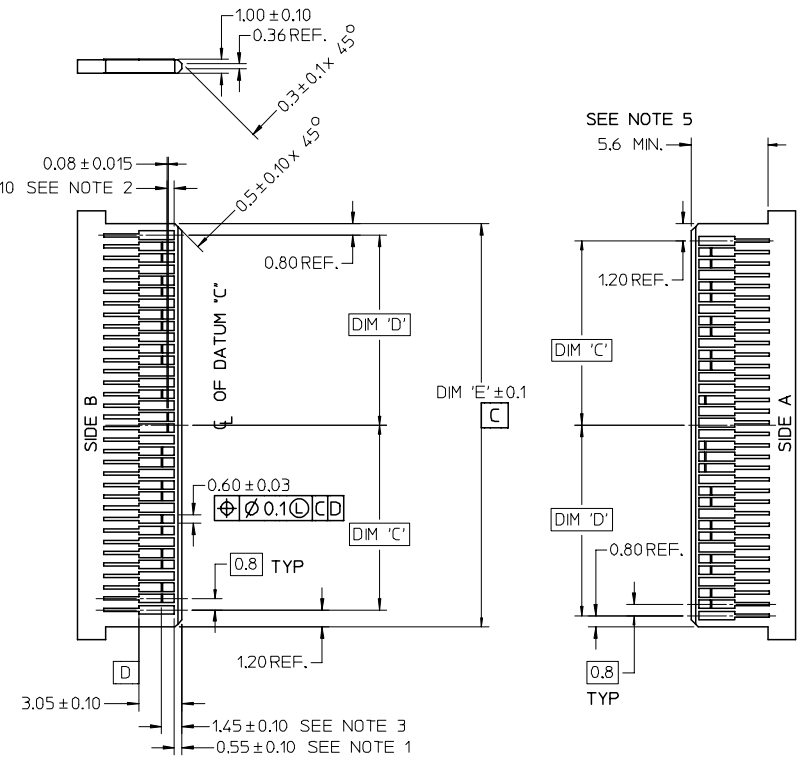
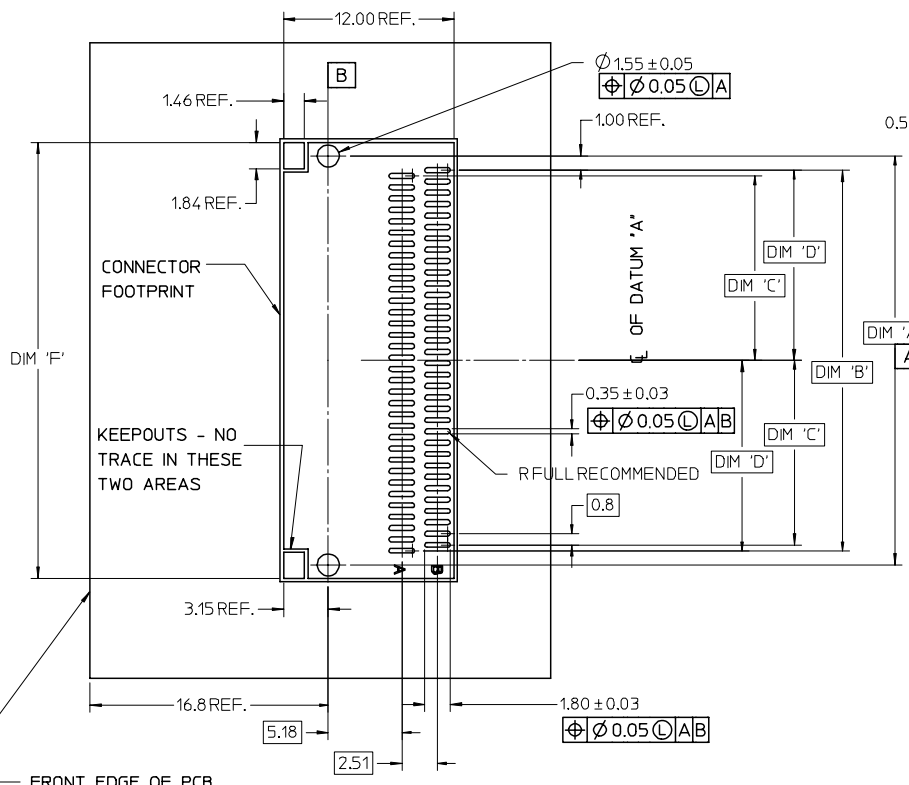
SECTION A-A

68 CIRCUIT ASSEMBLY SHOWN

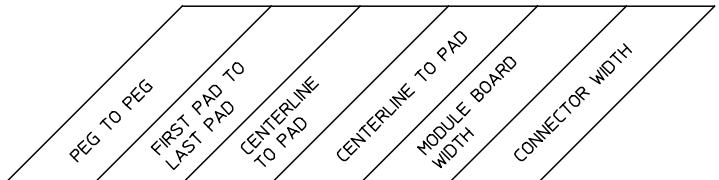


iPass™ IS A TRADEMARK OF MOLEX

UPDATED TERMINALS EC NO: UCP2006-2031 DRWN: JI SWENSON 2006/03/27 CHKD: 2006/03/27 APPR: MBAMAKIS 2006/03/22 REV: E2	QUALITY SYMBOLS ▽=0 ▽=0	GENERAL TOLERANCES (UNLESS SPECIFIED)		DIMENSION STYLE MM ONLY		SCALE 4:1	DESIGN UNITS METRIC	THIRD ANGLE PROJECTION	
		4 PLACES ± --- ± ---	mm INCH	DRAWN BY KREGNIER	DATE 07/28/04	TITLE I-PASS R/A CONNECTOR EXTERNAL ASSEMBLY .8 MM PITCH I/O			
		3 PLACES ± --- ± ---		CHECKED BY JLONG	DATE 07/29/04	MOLEX INCORPORATED			
		2 PLACES ± 0.13 ± ---		APPROVED BY RNELSON	DATE 07/30/04	MATERIAL NO. SD-75586-001	DOCUMENT NO.	SHEET NO. 1 OF 3	
DRAFT WHERE APPLICABLE MUST REMAIN WITHIN DIMENSIONS		SEE CHART		THIS DRAWING CONTAINS INFORMATION THAT IS PROPRIETARY TO MOLEX INCORPORATED AND SHOULD NOT BE USED WITHOUT WRITTEN PERMISSION					



- NOTES:
1. PAD CONFIGURATION FOR FIRST MATE.
  2. PAD CONFIGURATION FOR SECOND MATE.
  3. PAD CONFIGURATION FOR THIRD MATE (HIGH SPEED SIGNALS).
  4. FOR PIN ASSIGNMENTS AND MATING SEQUENCE (1ST, 2ND, 3RD), SEE APPLICABLE SPECIFICATION.
  5. MINIMUM STEP REQUIRED IF PCB MADE WIDER THAN CARD TOUNGE.
  6. SEE 74540 OR 74548 SERIES FOR GUIDE FRAME FOOT PRINT AND KEEP OUT AREA.



CIRCUIT SIZE	TERM/SIDE 'N'	DIM 'A'	DIM 'B'	DIM 'C'	DIM 'D'	DIM 'E'	DIM 'F'
26	13	12.00	10.00	4.60	5.00	11.60	13.90
36	18	16.00	14.00	6.60	7.00	15.60	17.90
38	19	16.80	14.80	7.00	7.40	16.40	18.70
50	25	21.60	19.60	9.40	9.80	21.20	23.50
68	34	28.80	26.80	13.00	13.40	28.40	30.70

REV: E2

QUALITY SYMBOLS:  $\nabla=0$ ,  $\nabla=0$

GENERAL TOLERANCES (UNLESS SPECIFIED)		DIMENSION STYLE		SCALE	DESIGN UNITS	THIRD ANGLE PROJECTION
mm	INCH	MM ONLY		4:1	METRIC	
4 PLACES ± ---	± ---	DRAWN BY DATE		TITLE	I-PASS R/A CONNECTOR EXTERNAL ASSEMBLY .8 MM PITCH I/O	
3 PLACES ± ---	± ---	KREGNIER 07/28/04				
2 PLACES ± 0.13	± ---	CHECKED BY DATE				
1 PLACE ± 0.25	± ---	JLONG 07/29/04		MATERIAL NO. DOCUMENT NO.		SHEET NO. 2 OF 3
ANGULAR ± 1/2°		APPROVED BY DATE				
DRAWN BY DATE		RNELSON 07/30/04		SD-75586-001		

DRAFT WHERE APPLICABLE MUST REMAIN WITHIN DIMENSIONS

SEE SHEET 1

THIS DRAWING CONTAINS INFORMATION THAT IS PROPRIETARY TO MOLEX INCORPORATED AND SHOULD NOT BE USED WITHOUT WRITTEN PERMISSION

iPass™ IS A TRADEMARK OF MOLEX

MOLEX INCORPORATED

13

12

11

10

9

8

7

6

5

4

3

2

1

J

I

H

G

F

E

D

C

B

A

J

I

H

G

F

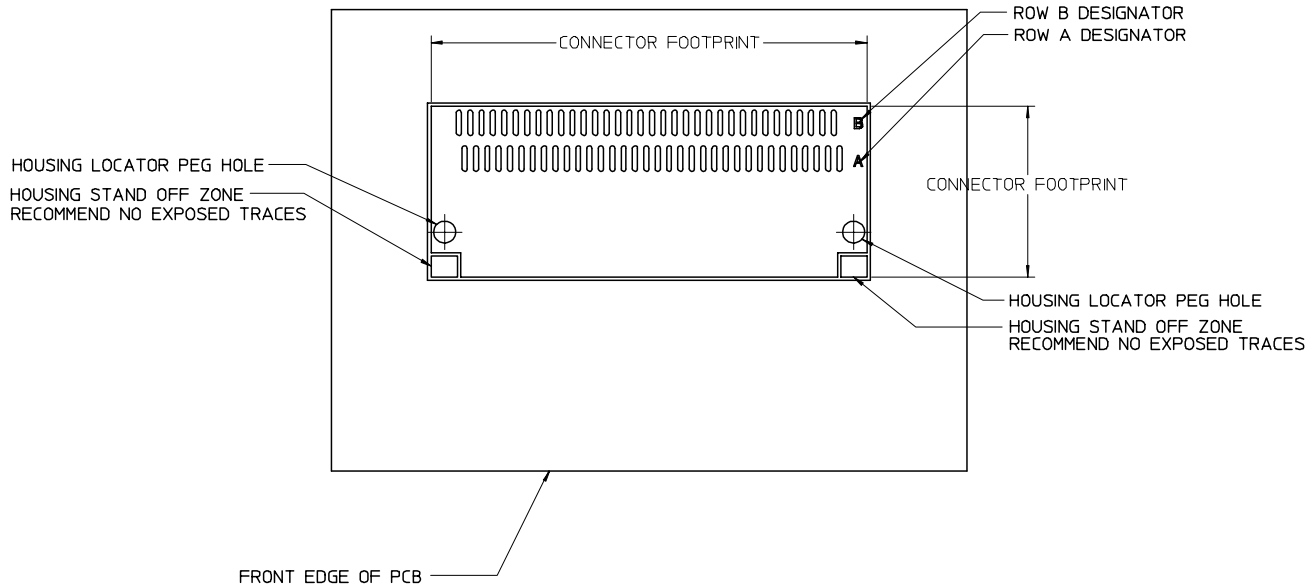
E

D

C

B

A



iPass™ IS A TRADEMARK OF MOLEX

<b>SEE SHEET 1</b> EC NO: UCP2006-2031 DRAWN: J. SWENSON 2006/03/24 CHKD: 2006/03/24 APPR: MBAMAKIS 2006/03/22 REV: E2	<b>QUALITY SYMBOLS</b>  	<b>GENERAL TOLERANCES (UNLESS SPECIFIED)</b>		<b>DIMENSION STYLE</b> MM ONLY		SCALE 4:1	DESIGN UNITS METRIC	THIRD ANGLE PROJECTION	
		4 PLACES ± --- ± ---	3 PLACES ± --- ± ---	2 PLACES ± 0.13 ± ---	1 PLACE ± 0.25 ± ---	ANGULAR ± 1/2°	DRAWN BY KREGNIER	DATE 07/28/04	TITLE I-PASS R/A CONNECTOR EXTERNAL ASSEMBLY .8 MM PITCH I/O
		DRAFT WHERE APPLICABLE MUST REMAIN WITHIN DIMENSIONS		APPROVED BY RNELSON	DATE 07/30/04	MATERIAL NO. SEE CHART	DOCUMENT NO. SD-75586-001	SHEET NO. 3 OF 3	
		THIS DRAWING CONTAINS INFORMATION THAT IS PROPRIETARY TO MOLEX INCORPORATED AND SHOULD NOT BE USED WITHOUT WRITTEN PERMISSION							

12

11

10

9

8

7

6

5

4

3

2

1