

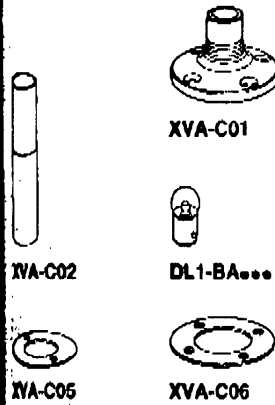
Illuminated beacons and indicator banks

Accessories and spare parts Dimensions

Characteristics :
page 5/70
References :
pages 5/71 and 5/72

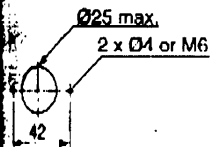
Accessories and spare parts

Description	Unit reference	Weight kg
Accessories for tube mounting	Tube only	
	100 mm	XVA-C02 0.030
	400 mm	XVA-C03 0.120
	800 mm	XVA-C04 0.240
Tube support/fixing plate	Polycarbonate	XVA-C01 0.030
	Aluminium	XVA-C11 0.100
Sealing gaskets	Dust and damp protecting	
	For base unit	XVA-C05 0.004
	For tube support	XVA-C06 0.005
Bulbs, BA 15d base fitting (Sold in lots of 10)	12 V - 5 W	DL1-BA012 0.010
	24 V - 6.5 W	DL1-BL024 0.010
	48 V - 5 W	DL1-BA048 0.010
	120 V - 7 W	DL1-BL120 0.010
	230 V - 7 W	DL1-BL230 0.010

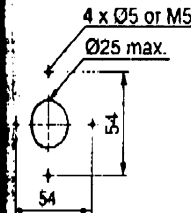


Dimensions

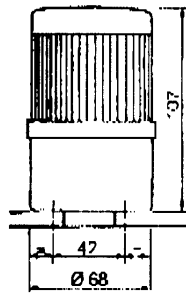
Panel cut-out
For direct fixing of illuminated beacons or indicator banks



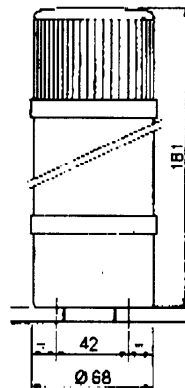
For tube fixing of illuminated beacons or indicator banks, using support plates



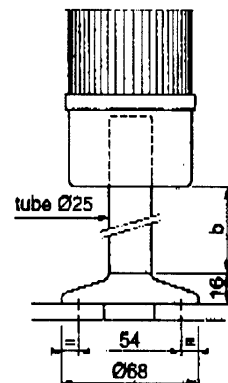
Illuminated beacons without xenon flashing light
XVA-L3, XVA-L4



with xenon flashing light
XVA-L6

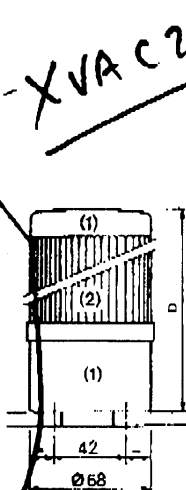


Tube XVA-C0 and support plate XVA-C1 for illuminated beacons and indicator banks

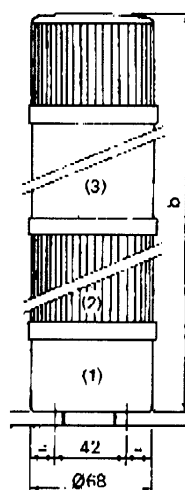


XVA-b	C02	C03	C04
b	63	363	763

Illuminated indicator banks without xenon flashing light



with xenon flashing light



Illuminated indicator banks without xenon flashing light

Number of illuminated or audible signalling units (2)	b
1	107
2	159
3	211
4	263
5	315

(1) XVA-C21
(2) XVA-C3, C4 or C9

Illuminated indicator banks with xenon flashing light (3)

Number of illuminated or audible signalling units (2)	b
0	181
1	233
2	285
3	337
4	389

(1) XVA-C07
(2) XVA-C3, C4 or C9
(3) XVA-C6

