

Pushbutton Units and Indicator Lights

SIGNUM 3SB3, ○ □ Round and Square Programme

Contact blocks and lampholders

Selection and ordering data

Version	Symbols/ LED colour	Contact travel	DT	Order No.	Price	PG	Weight approx.	Packs
		 contact closed contact open	▶ Preferred type	1 unit		kg	Unit	
with screw terminals, for front plate mounting								
Contact block with 1 contact Nsd0092g	Contact block with one contact mounting depth 50 mm							
	1 NO	 NSD00006	 NSD00015	▶	3SB34 00-0B		102 0.01	20
	1 NO	 NSD00007	 NSD00017	▶	3SB34 00-0C		102 0.01	20
Contact block with 2 contacts Nsd0093g	Contact blocks with 2 contacts mounting depth 65 mm (incl. device identification label)							
	1 NO + 1 NC	 NSD00033	 NSD00038	▶	3SB34 00-0A		102 0.019	10
	1 NO leading + 1 NC lagging	 NSD00034	 NSD00037b	B	3SB34 00-0H		102 0.016	10
	2 NO	 NSD00035	 NSD00039	B	3SB34 00-0D		102 0.019	10
	2 NC	 NSD00036	 NSD00040	B	3SB34 00-0E		102 0.019	10
Lampholder with integrated LED nsd0575g	Lampholder with integrated LED							
	UC 24 V	yellow red green blue white		B	3SB34 00-1PA		102 0.01	10
				▶	3SB34 00-1PB		102	
				▶	3SB34 00-1PC		102	
				B	3SB34 00-1PD		102	
				▶	3SB34 00-1PE		102	
	AC 110 V	yellow red green blue white		B	3SB34 00-1QA		102 0.01	10
				B	3SB34 00-1QB		102	
				B	3SB34 00-1QC		102	
				B	3SB34 00-1QD		102	
			B	3SB34 00-1QE		102		
AC 230 V	yellow red green blue white		B	3SB34 00-1RA		102 0.01	10	
			▶	3SB34 00-1RB		102		
			▶	3SB34 00-1RC		102		
			B	3SB34 00-1RD		102		
			▶	3SB34 00-1RE		102		


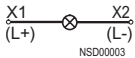
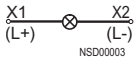
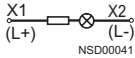
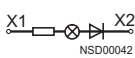
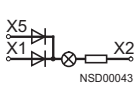
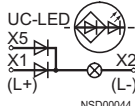
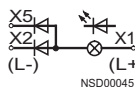
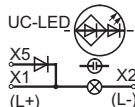

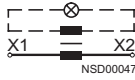
➡ Positive opening to IEC 60 947-5-1, Appendix K, and DIN VDE 0660 Part 200.

Pushbutton Units and Indicator Lights

SIGNUM 3SB3, ○ □ Round and Square Programme

Contact blocks and lampholders

Selection and ordering data

Version	Symbols	DT	Order No.	Price	PG	Weight approx.	Packs
		▶	Preferred type	1 unit		kg	Unit
<i>with screw terminals, for front plate mounting</i>							
 <p>Lampholder Nsd0094g</p>	Lampholders , BA9s mounting depth 50 mm without lamp		▶	3SB34 00-1A		102 0.013	20
	Operational voltage 24 V AC/DC with 24 V incandescent lamp (3SX1 344) ¹⁾		B	3SB34 00-1D		102 0.018	10
	Lampholders BA9s Operational voltage 110/130 V AC with built-in resistor for longer endurance and 130 V lamp (3SX1 731) ¹⁾		B	3SB34 00-1B		102 0.025	10
	Operational voltage AC 230/240 V with built-in voltage reducer and 130 V lamp (3SX1 731) ¹⁾		B	3SB34 00-1C		102 0.025	10
	Lampholders , BA9s with separate lamp test function ²⁾ incl. 130 V lamp (3SX1 731) ¹⁾ Operational voltage AC 230/240 V		B	3SB34 00-1F		102 0.025	1
	for incandescent lamps, max. 2.6 W and for LED lamps, AC/DC Operational voltage depending on lamp		B	3SB34 00-1G		102 0.025	1
for incandescent lamps, max. 2.6 W and for LED lamps, DC Operational voltage depending on lamp		B	3SB34 00-1L		102 0.025	1	
for incandescent lamps, max. 2.6 W, for LED lamps, AC/DC and for neon bulbs, AC Operational voltage depending on lamp		B	3SB34 00-1H		102 0.025	1	
 <p>Transformer Nsd0095g</p>	Transformer for snap-on mounting on 3SB34 00-1A lampholder (lampholder not included) Operational voltage (50/60 Hz):		B	3SB34 00-3A		102 0.09	1
	127/24 V		B	3SB34 00-3C		102	
	240/24 V		B	3SB34 00-3F		102	
	400/24 V						
	127/6 V		B	3SB34 00-3M		102	
	240/6 V		B	3SB34 00-3P		102	
400/6 V		B	3SB34 00-3S		102		

For example of circuits, see page 9/113.

1) The lamp is included.



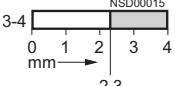

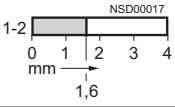

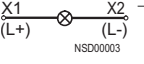
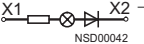




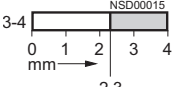

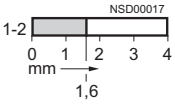

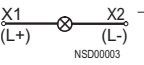


2) The lampholder with separate lamp test function can not be installed in an enclosure.

Pushbutton Units and Indicator Lights

SIGNUM 3SB3, ○ □ Round and Square Programme

Contact blocks and lampholders

Selection and ordering data

Version	Symbols	Contact travel	DT	Order No.	Price	PG	Weight approx.	Packs
		 contact closed contact open	▶ Preferred type	1 unit		kg	Unit	
with cage clamp terminal connection, for front plate mounting								
Contact block with cage clamp terminal connection  nsd0405g	Contact block with 1 contact, mounting depth 50 mm, grid 30 mm x 30 mm							
	1 NO   NSD00015	B	3SB34 03-0B		102	0.008	20	
	1 NC   NSD00017	B	3SB34 03-0C		102	0.008	20	
Lampholder with cage clamp terminal connection  nsd0576g	Lampholders mounting depth 50 mm, grid 30 mm x 30 mm							
	without lamp  NSD00003 Operational voltage AC 230/240 V, with built-in voltage reducer and 130 V lamp (3SX1 731) ¹⁾  NSD00042	B	3SB34 03-1A		102	0.011	20	
			B	3SB34 03-1C		102	0.023	10
with screw or cage clamp terminal connection, for front panel mounting								
Adapters for pushbutton units  Nsd0096g	Adapters for push-buttons ²⁾ for snap-on fitting of 3 elements			▶	3SB39 01-0AB		102	0.001 20
Adapters for selector switches, key-operated switches and double pushbuttons  Nsd0097g	Adapters for selector switches, key-operated switches and double push-buttons with pressure plates for actuating the central contact block			▶	3SB39 01-0AC		102	0.001 10
with solder pins, for use on printed-circuit boards, mounting depth 44 mm								
Contact block w. solder pins  Nsd0098g	Contact blocks with 1 contact							
	1 NO   NSD00015	B	3SB34 11-0B		102	0.002	20	
	1 NC   NSD00017	B	3SB34 11-0C		102			
Lampholder w. solder pins  Nsd0099g	Lampholders wedge base W2 x 4.6 d, without lamp	 NSD00003	B	3SB34 11-1A		102	0.002	20
Thrust pad  Nsd0082g	Thrust pad for selector switches and key-op. switches for actuating the central contact block (also for contact blocks with base mounting)			B	3SB39 01-0AW		102	0.001 10
PCB holder  nsd0132g	PCB holder for mounting the command devices with the printed-circuit board (screw supplied)			B	3SB39 01-0AA		102	0.001 10

▶ Positive opening to IEC 60 947-5-1, Appendix K, and DIN VDE 0660 Part 200.

1) The lamp is included

2) Holders also available for pushbutton switches,

Pushbutton Units and Indicator Lights

SIGNUM 3SB3, ○ □ Round and Square Programme

Laser inscription of actuators and indicator elements

Design

The actuators of the the pushbuttons, illuminated pushbuttons, mushroom pushbuttons, illuminated mushroom pushbuttons and the lens assemblies of the indicator lights of the round and square range can be inscribed by laser.

Also the front ring of selector switches can be inscribed.

Examples



Nsd0101g

Nsd0102g

Order requirements

Append the order number of the actuator or the indicator light with “-Z” and the required code (Y10, Y11, Y12, Y13 or Y19):

- Y10** for lower-/upper-case lettering
- Y11** for all upper-case lettering
- Y12** for all lower-case lettering
- Y13** for graphic symbols with number
- Y19** according to order form

Ordering example

3SB31 10-0AA31-Z
Y13
Z = 1800

Please observe ordering notes on page 9/53.

Insert labels

Design

Pushbuttons (clear) and illuminated pushbuttons with a flat button can be fitted with insert labels for identification purposes.

These labels are made of clear transparent moulded plastic with black lettering and can be mounted in any 90° position.

Inscription

The insert labels without lettering are suitable for user marking with permanent pen.

The inscription (and the special inscription) has capital initial letters.

The symbols, also non-catalog, are in accordance with DIN Report 4.








Selection and ordering data

Inscription		Insert labels for pushbuttons (clear) and illuminated pushbuttons (flat)		Insert labels for pushbuttons (clear) and illuminated pushbuttons (flat)	PG	Packs	
	DT	Order No.	Price 1 unit	DT	Order No.	Price 1 unit	Unit
Without inscription	B	3SB19 01-4AS		B	3SB39 40-4AA		102 10
Ein	B	3SB19 01-4AB		B	3SB39 40-4AB		102
On	B	3SB19 01-4EB		B	3SB39 40-4EB		102
Aus	B	3SB19 01-4AC		B	3SB39 40-4AC		102
Off	B	3SB19 01-4EC		B	3SB39 40-4EC		102
Auf	B	3SB19 01-4AD		B	3SB39 40-4AD		102
Up	B	3SB19 01-4ED		B	3SB39 40-4ED		102
Ab	B	3SB19 01-4AE		B	3SB39 40-4AE		102
Down	B	3SB19 01-4EE		B	3SB39 40-4EE		102
Vor	B	3SB19 01-4AF			-		102
Forward	B	3SB19 01-4EF		B	3SB39 40-4EF		102
Zurück	B	3SB19 01-4AG			-		102
Reverse	B	3SB19 01-4EG		B	3SB39 40-4EG		102
Rechts	B	3SB19 01-4AH		B	3SB39 40-4AH		102
Right	B	3SB19 01-4EH			-		102
Links	B	3SB19 01-4AJ		B	3SB39 40-4AJ		102
Left	B	3SB19 01-4EJ			-		102
Auf	B	3SB19 01-4AD		B	3SB39 40-4AD		102
Open	B	3SB19 01-4EP			-		102
Zu	B	3SB19 01-4AL		B	3SB39 40-4AL		102
Close	B	3SB19 01-4EQ			-		102
Schnell	B	3SB19 01-4AM		B	3SB39 40-4AM		102
Fast	B	3SB19 01-4ER			-		102
Langsam	B	3SB19 01-4AN		B	3SB39 40-4AN		102
Slow	B	3SB19 01-4ES			-		102
Betrieb	B	3SB19 01-4AP			-		102
Running	B	3SB19 01-4EV		B	3SB39 40-4EV		102
Störung	B	3SB19 01-4AQ		B	3SB39 40-4AQ		102
Fault	B	3SB19 01-4EW		B	3SB39 40-4EW		102
Einrichten	B	3SB19 01-4AR			-		102
Reset	B	3SB19 01-4EM		B	3SB39 40-4EM		102
Test	B	3SB19 01-4EN			-		102
Start	B	3SB19 01-4EK		B	3SB39 40-4EK		102
Halt	B	3SB19 01-4AK		B	3SB39 40-4AK		102
Stop	B	3SB19 01-4EL		B	3SB39 40-4EL		102

Pushbutton Units and Indicator Lights SIGNUM 3SB3, ○ □ Round and Square Programme

Insert labels

Selection and ordering data

Inscription			Insert labels for pushbuttons (clear) and illuminated push- buttons (flat) Round programme			Insert labels for pushbuttons (clear) and illuminated pushbuttons (flat) Square programme			PG	Packs
			DT	Order No.	Price 1 unit	DT	Order No.	Price 1 unit		Unit
Symbol	Significance	Consecutive No. to DIN Report 4								
	Off	15	B	3SB19 01-4MB		B	3SB39 40-4MB		102	10
	On	16	B	3SB19 01-4MC		B	3SB39 40-4MC		102	
		-	B	3SB19 01-4MD		B	3SB39 40-4MD		102	
Equipment symbols										
	Electric motor	42	B	3SB19 01-4PA		B	3SB39 40-4PA		102	10
Motion symbols										
	Motion in direc- tion of arrow	28	B	3SB19 01-4NA		B	3SB39 40-4NA		102	10
	Increase, plus	40	B	3SB19 01-4NG		B	3SB39 40-4NG		102	
	Decrease, minus	41	B	3SB19 01-4MC		B	3SB39 40-4MC		102	
Insert labels with custom inscription										
Insert label with choice of inscription			C	3SB19 01-4AZ K0Y, K1Y, K2Y, K3Y or K9Y		C	3SB39 40-4AZ K0Y, K1Y, K2Y, K3Y or K9Y		102	10

Ordering with supplemental code

Append the following codes to the order number:

- For inscription with
 - Text in upper-/lower-case lettering **K0Y**
 - Text in all upper-case lettering **K1Y**
 - Text in all lower-case lettering **K2Y**
 - Symbols with number to DIN Report 4 **K3Y**
 - Text or symbols according to order form **K9Y**

Ordering example

You want a label with image No. 1800 to DIN Report 4:

3SB19 01-4AZ
K3Y
Z = 1800

Inscription examples



Single-line inscription in capital letters



Three-line inscription in lower-case letters



Inscription according to order form



Two-line inscription in Upper-/lower-case lettering



Inscription with No. 19 to DIN Report 4

Notes on ordering

When ordering, specify the required inscription in plain text in addition to the order number and order code. In the case of special inscriptions in a foreign language, give the exact spelling and specify the language.

By default, a letter height of 4 mm (for a single line of text) or 3 mm (for 2 or 3 lines of text) is used for text inscriptions. The typeface used is Univers.

Other letter heights and typefaces are possible, but must be specified when ordering.

For round insert labels, the maximum possible number of characters per line are:

- 10 characters for one line of text,
- 8 characters for 2 lines of text,
- 6 characters for 3 lines of text, but 10 characters in the middle line.

Square insert labels can always contain 10 characters per line.

The DIN Report 4 (ISBN 3-410-14528-1) is available from

Beuth Verlag GmbH
D-10772 Berlin
Germany
Tel.: +49 30 26012260
Fax: +49 30 26011260.

Pushbutton Units and Indicator Lights SIGNUM 3SB3, ○ □ Round and Square Programme

Backing plates

Design

The backing plates consist of a black moulded plastic holder and an inscription plate (black with white print¹⁾). Adhesive or snap-on mounting. They are not suitable for EMERGENCY-STOP mushroom pushbuttons.

Note insert dimensions!

Inscription

The inscription (and the special inscription) has capital initial letters.

For non-standard inscriptions with words in languages other than German, give the exact spelling and specify the language.

Self-adhesive plates

The inscription plates are self-adhesive.

There are 2 sizes available for the round and square range:

- 30 mm × 45 mm plate holders with 12.5 mm × 27 mm inscription plate.
- 30 mm × 60 mm plate holders with 27 mm × 27 mm inscription plate.

Snap-on plates

The following variants are available for the round range:

29.8 mm × 51 mm plate holders with 17.5 mm × 28 mm inscription plate (17.5 mm × 27 mm inscription field).

Selection and ordering data

Inscription	Self-adhesive inscription plate ¹⁾				Inscription plate for snap-on mounting ¹⁾				PG	Packs	
	12.5 mm × 27 mm nsd0108g		27 mm × 27 mm nsd0109g		17.5 mm × 28 mm nsd0110g		Unit				
	DT	Order No.	Price 1 unit	DT	Order No.	Price 1 unit	DT	Order No.	Price 1 unit		
blank	▶	3SB39 02-1AA		B	3SB39 03-1AA		▶	3SB39 05-1AA		102	10
Ein	B	3SB39 02-1AB		B	3SB39 03-1AB		B	3SB39 05-1AB		102	
On	B	3SB39 02-1EB		B	3SB39 03-1EB		–	–		102	
Aus	B	3SB39 02-1AC		B	3SB39 03-1AC		B	3SB39 05-1AC		102	
Off	B	3SB39 02-1EC		B	3SB39 03-1EC		–	–		102	
Auf	B	3SB39 02-1AD		B	3SB39 03-1AD		B	3SB39 05-1AD		102	
Up	B	3SB39 02-1ED		–	–		–	–		102	
Ab	B	3SB39 02-1AE		B	3SB39 03-1AE		B	3SB39 05-1AE		102	
Down	B	3SB39 02-1EE		–	–		–	–		102	
Vor	B	3SB39 02-1AF		B	3SB39 03-1AF		–	–		102	10
Forward	B	3SB39 02-1EF		–	–		–	–		102	
Zurück	B	3SB39 02-1AG		B	3SB39 03-1AG		B	3SB39 05-1AG		102	
Reverse	B	3SB39 02-1EG		–	–		–	–		102	
Rechts	B	3SB39 02-1AH		B	3SB39 03-1AH		–	–		102	
Right	B	3SB39 02-1EH		–	–		–	–		102	
Links	B	3SB39 02-1AJ		B	3SB39 03-1AJ		–	–		102	
Left	B	3SB39 02-1EJ		–	–		–	–		102	
Auf	B	3SB39 02-1AD		B	3SB39 03-1AD		B	3SB39 05-1AD		102	
Open	B	3SB39 02-1EP		–	–		–	–		102	
Zu	B	3SB39 02-1AL		B	3SB39 03-1AL		B	3SB39 05-1AL		102	
Close	B	3SB39 02-1EQ		–	–		–	–		102	
Betrieb	B	3SB39 02-1AP		B	3SB39 03-1AP		B	3SB39 05-1AP		102	10
Störung	B	3SB39 02-1AQ		B	3SB39 03-1AQ		B	3SB39 05-1AQ		102	
Fault	B	3SB39 02-1EW		–	–		–	–		102	
Test	B	3SB39 02-1EN		–	–		–	–		102	
Start	B	3SB39 02-1EL		B	3SB39 03-1EL		B	3SB39 05-1EL		102	
Halt	B	3SB39 02-1AK		B	3SB39 03-1AK		B	3SB39 05-1AK		102	10
Stop	B	3SB39 02-1EK		–	–		B	3SB39 05-1EK		102	
Stop Start	B	3SB39 02-1BC		B	3SB39 03-1BC		B	3SB39 05-1BC		102	10
Hand Auto	B	3SB39 02-1BA		B	3SB39 03-1BA		B	3SB39 05-1BA		102	
Man Auto	B	3SB39 02-1EU		–	–		–	–		102	
Symbols											
O	B	3SB39 02-1MB		–	–		–	–		102	10
I	B	3SB39 02-1MC		–	–		–	–		102	
O – I	B	3SB39 02-1MF		B	3SB39 03-1MF		B	3SB39 05-1MF		102	
1 2	B	3SB39 02-1ML		–	–		–	–		102	
→	B	3SB39 02-1NA		B	3SB39 03-1NA		B	3SB39 05-1NA		102	
↑	B	3SB39 02-1NJ		–	–		B	3SB39 05-1NJ		102	
Inscription plates with custom inscription											
Plate with choice of inscription	C	3SB39 02-1XZ K0Y, K1Y, K2Y, K3Y or K9Y	for "K9Y", plus per unit	C	3SB39 03-1XZ K0Y, K1Y, K2Y, K3Y or K9Y	for "K9Y", plus per unit	C	3SB39 05-1XZ K0Y, K1Y, K2Y, K3Y or K9Y	for "K9Y", plus per unit	102	10
Max. number of rows		3			5			3			
Letter height		4 mm (one line) 3.5 mm (two lines) 3 mm (three lines)			4 mm (one to five lines)			4 mm (one or two lines) 3 mm (three lines)			

¹⁾ The inscription plates from the 3SB1 range (silver with black lettering) can also be used, see page 9/107.

Pushbutton Units and Indicator Lights SIGNUM 3SB3, ○ □ Round and Square Programme

Backing plates

Selection and ordering data

Version	Plate holder for self-adhesive inscription plate 12.5 mm × 27 mm		27 mm × 27 mm		Plate holder for snap-on inscription plate 17.5 mm × 28 mm		PG	Packs		
	DT	Order No. Preferred type	Price 1 unit	DT	Order No. Preferred type	Price 1 unit			DT	Order No.
Round program	▶	3SB39 22-0AV		▶	3SB39 23-0AV		▶	3SB39 25-0AX	102	10
Square program	B	3SB39 42-0AX		B	3SB39 43-0AX			–	102	10
for potentiometer drive 3SB10 00-7CH07	B	3SB39 22-0AV			–			–	102	10

Ordering with supplemental code

Append the following codes to the order number:

For inscription with

- Text in upper-/lower-case lettering **K0Y**
- Text in all upper-case lettering **K1Y**
- Text in all lower-case lettering **K2Y**
- Symbols with number to DIN Report 4 **K3Y**
- Text or symbols according to order form **K9Y**

Inscription examples



Single-line inscription in capital letters

nsd0582g



Two-line inscription in Upper-/lower-case lettering

nsd0583g



Three-line inscription in lower-case letters

nsd0584g

Ordering example

You want a label with image No. 1800 to DIN Report 4:

3SB39 02-1XZ
K3Y
Z = 1800

Notes on ordering

When ordering, specify the required inscription in plain text in addition to the order number and order code. In the case of special inscriptions with words in a language other than German, give the exact spelling and specify the language.

By default, the above letter heights are used for text inscriptions. The typeface used is Unifers.

Other letter heights and typefaces are possible, but must be specified when ordering.

Up to 10 characters per line are possible.

The DIN Report 4 (ISBN 3-410-14528-1) is available from

Beuth Verlag GmbH
D-10772 Berlin
Tel. +49 30 26012260
Fax: +49 30 26011260.



Inscription with No. 35 to DIN Report 4

nsd0585g



Inscription according to order form











nsd0586g

Pushbutton Units and Indicator Lights

SIGNUM 3SB3, ○ □ Round and Square Programme

Accessories and spare parts











Selection and ordering data

	Version	Colour	DT	Order No. Preferred type	Price 1 unit	PG	Packs Unit
 Nsd0116g	Button, flat for round illuminated pushbuttons, plastic	red	B	3SB39 30-0CA2		102	10
		yellow	B	3SB39 30-0CA3		102	
		green	B	3SB39 30-0CA4		102	
		blue	B	3SB39 30-0CA5		102	
		white	B	3SB39 30-0CA6		102	
		clear	B	3SB39 30-0CA7		102	
 Nsd0118g	Button, flat for square illuminated pushbuttons, plastic	red	B	3SB39 50-0CA2		102	10
		yellow	B	3SB39 50-0CA3		102	
		green	B	3SB39 50-0CA4		102	
		blue	B	3SB39 50-0CA5		102	
		white	B	3SB39 50-0CA6		102	
		clear	B	3SB39 50-0CA7		102	
 nsd0399g	Button, flat for round pushbuttons, metal	black	B	3SB39 30-0EA1		102	10
		red	B	3SB39 30-0EA2		102	
		yellow	B	3SB39 30-0EA3		102	
		green	B	3SB39 30-0EA4		102	
		blue	B	3SB39 30-0EA5		102	
		white	B	3SB39 30-0EA6		102	
		clear	B	3SB39 30-0EA7		102	
 nsd0400g	Button, flat for round illuminated pushbuttons, metal	red	B	3SB39 30-0GA2		102	10
		yellow	B	3SB39 30-0GA3		102	
		green	B	3SB39 30-0GA4		102	
		blue	B	3SB39 30-0GA5		102	
		white	B	3SB39 30-0GA6		102	
		clear	B	3SB39 30-0GA7		102	
 nsd0401g	Lenses, smooth for round indicator lights, plastic or metal	red	B	3SB39 30-6BA2		102	10
		yellow	B	3SB39 30-6BA3		102	
		green	B	3SB39 30-6BA4		102	
		blue	B	3SB39 30-6BA5		102	
		white	B	3SB39 30-6BA6		102	
		clear	B	3SB39 30-6BA7		102	
 nsd0402g	Lenses, concentric rings for round indicator lights, plastic or metal	red	B	3SB39 30-6CA2		102	10
		yellow	B	3SB39 30-6CA3		102	
		green	B	3SB39 30-6CA4		102	
		blue	B	3SB39 30-6CA5		102	
		white	B	3SB39 30-6CA6		102	
		clear	B	3SB39 30-6CA7		102	
 Nsd0119g	Lenses for square illuminated pushbuttons, plastic	red	B	3SB39 50-6AA2		102	10
		yellow	B	3SB39 50-6AA3		102	
		green	B	3SB39 50-6AA4		102	
		blue	B	3SB39 50-6AA5		102	
		white	B	3SB39 50-6AA6		102	
		clear	B	3SB39 50-6AA7		102	
	Mounting tool for pushbuttons and lenses, metal		B	3SB39 21-0BC		102	1
 Nsd0120g	for round design, plastic		▶	3SB39 31-0AA		102	10
 Nsd0121g	for square design, plastic		B	3SB39 51-0AA		102	10
 nsd0403g	for round design, metal		▶	3SB39 31-0AC		102	10
	Earthing screw for holder, metal		B	3SB39 21-0BD		102	50

Pushbutton Units and Indicator Lights SIGNUM 3SB3, ○ □ Round and Square Programme

Accessories and spare parts

Selection and ordering data

Version	Suitable for	Colour/ inscription	DT	Order No. ▶ Preferred type	Price 1 unit	PG	Packs Unit	
Keys for key-operated switches								
 Nsd0124g	Ronis key-operated switch, flat	SB 30	B	3SB39 10-4A		102	1	
	BKS key-operated switch	S 1	B	3SY1 066		102	1	
	CES key-operated switch	LSG 1		B	3SB19 10-2F		102	1
		SSG 10		▶ B	3SY1 054		102	
		SSP 9		B	3SY1 052		102	
	IKON key-operated switch	360012 K1		B	3SY1 053		102	1
O.M.R. key-operated switch	73038	light blue	B	3SB19 10-2L		102	1	
	73037	red	B	3SB19 10-2M		102		
	73034	black	B	3SB19 10-2N		102		
	73033	yellow	B	3SB19 10-2P		102		
Protective cap clear, silicone¹⁾ degree of protection IP 67								
 Nsd0126g	for round design, plastic	flat button raised button selector switch	B B B	3SB39 21-0AH 3SB19 02-0AK 3SB39 21-0BA		102 102 102		
	for square design, plastic	flat button	B	3SB39 41-0AH		102		
	for round design, metal	flat button raised button selector switch	B B B	3SB19 02-0AK 3SB19 02-0AN 3SB39 21-0BA		102 102 102		
Protective cap clear, Elastolan¹⁾ degree of protection IP 67								
 Nsd0127g	for round design, plastic	flat button raised button	B B	3SB39 21-0AJ 3SB39 21-0AM		102 102		
	for square design, plastic	flat button	B	3SB39 41-0AJ		102		
	for round design, metal	flat button	B	3SB39 21-0AM		102		
	Protective cap clear, silicone, degree of protection IP 67							
 Nsd0128g	for round design	Mushroom push-pull button, Ø 40 mm	B	3SB19 02-2BH		102	1	
Dust cap for use in dusty environments								
 Nsd0634g		Key-operated switch	B	3SB39 21-0BT		102		
Yellow backing plate, round, as backing plate for EMERGENCY-STOP, for round version, self-adhesive Bore 23 mm, external diameter 80 mm								
 Nsd0129g	external diameter 60 mm	EMERGENCY-STOP mushroom pushbut- ton	blank	▶ 3SB39 21-0AB		102	1	
			NOT-AUS	B	3SB39 21-0AC		102	
			EMERGENCY-STOP	B	3SB39 21-0AD		102	
			ARRET D'URGENCE EMERGENZA	B	3SB39 21-0AG		102	
Yellow backing plate, round, as backing plate for EMERGENCY-STOP, for square version, self-adhesive External diameter 80 mm, cut-out 26 mm x 26 mm								
	External diameter 80 mm, cut-out 26 mm x 26 mm	EMERGENCY-STOP mushroom pushbut- ton	blank	B	3SB39 41-0AB		102	1
			NOT-AUS	B	3SB39 41-0AC		102	
			EMERGENCY-STOP	B	3SB39 41-0AD		102	
Blanking plugs								
 Nsd0407g	for round version, metal ¹⁾		aluminized	B	3SB19 02-0AQ	1 Pack.	102	10
	for round design, plastic		black	▶ B	3SB39 21-0AA	1 unit	102	10
 Nsd0122g	for square design, plastic		black	b	3SB39 41-0AA		102	10
 Nsd0123g								












1) Not to be used with plate holder.

Pushbutton Units and Indicator Lights

SIGNUM 3SB3, ○ □ Round and Square Programme

Accessories and spare parts

Selection and ordering data

Version	Suitable for	Colour	DT	Order No.	Price	PG	Weight approx. kg	Packs
				▶ Preferred type	1 unit			Unit
 Nsd0130g	Protective collar, yellow ¹⁾ for frontplate mounting, for round design	EMERGENCY- STOP mushroom pushbuttons						
		• without lock	▶	3SB39 21-0AK		102	0.025	1
		• with lock	B	3SB39 21-0AX		102		
 Nsd0131g	Sun collar for round design	Pushbuttons and indicator lights	black	B	3SB39 21-0AS		102	1
 Nsd0265g	Sealable cap	Pushbuttons with flat button	black transparent	B	3SB19 02-0AL 3SB19 02-2AR		102	1
 Nsd0125g	Single frame for square design of the round version	Pushbuttons and indicator lights	black	B	3SB39 21-0AU		102	10
 Nsd0133g	Device designation Order No. and price per packet			B	3TX4 210-0H		102	100
	Adaptor consists of a metal disc with adhesive layer on one side. Mounting hole 30.5 mm, mounting as for 22 mm range	as thrust collars for frontplates of thin insulating material		B	3SB39 21-0AE		102	20
 nsd0132g	Holder for printed-circuit board for mounting the actuation units with the PCB (screw supplied)	Soldering element		B	3SB39 01-0AA		102	10
 Nsd0134g	Hole drilling template for the 30 mm grid, horizontal, for round and square design			B	3SB19 02-2BG		102	0.01
	Hole punch, 26 mm x 26 mm, for square design			B	3SB39 41-0AF		102	1
 Nsd0096g	Adapters for pushbutton units ²⁾ for snap-on mounting of 3 elements	Pushbuttons with front plate fixing		▶	3SB39 01-0AB		102	0.001
 Nsd0099g	Adapters for selector switches, key- operated switches and double pushbuttons with pressure plates for operation of the central contact block	Selector switches, key-operated switches and double pushbuttons with front panel mounting		▶	3SB39 01-0AC		102	0.001
 Nsd0082g	Thrust pad for selector switches and key-operated switches with pressure plates for operation of the central contact block	Selector switches and key-operated switches for use on PCB or with base mounting		B	3SB39 01-0AW		102	0.001
 Nsd0137g	Audible signal transducer, BA 9s base, operational voltage DC 24 – 28 V, operational current 25 mA, 0.6 W, min. sound pressure 80 dB/10 cm	Audible signal device ³⁾		B	3SB19 02-2BN		102	0.003

1) The protective collar should be used only to protect against inadvertent operation and must be mounted so that easy operation is possible.




2) Holders also available for pushbutton switches, mushroom pushbuttons and push-pull buttons.

3) Note: With increased IP 65 protection use the audible signal device (complete units) (see page 9/22).

Pushbutton Units and Indicator Lights SIGNUM 3SB3, ○ □ Round and Square Programme

Accessories and spare parts

Selection and ordering data

Version	Suitable for	Lamp voltage	Colour	DT	Order No.	Price	PG	Weight approx.	Packs	
				▶	Preferred type	1 unit		kg	Unit	
Lamps with screw connection, BA 9s base										
Incandescent lamps										
 Nsd0135g	1.2 W, max. length 28 mm, max. bulb diameter 10 mm	Illuminated push-buttons and indicator lights	4 V	B	▶ 3SB19 02-0AY		102	0.005	10	
	2 W, max. length 28 mm, max. bulb diameter 10 mm		6 V	B	3SX1 342		102	0.005	10	
			12 V	B	3SX1 343		102			
			24 V	▶	3SX1 344		102			
30 V			B	3SB19 02-2AF		102				
		48 V	B	3SB19 02-1AP		102				
		60 V	B	3SR94 24		102				
2.6 W, length 28 mm, bulb diameter 10 mm			110 ... 130 V ¹⁾	▶	3SX1 731		102	0.005	10	
Multi-incandescent lamp										
	endurance 25 000 h, high vibration resistance 1.2 W Max. operat. current 50 mA AC/DC	Illuminated push-buttons and indicator lights	24 V	B	▶ 3SB19 02-2BU		102	0.005	10	
LEDs, super-bright										
 Nsd0136g	Max. length 28 mm, bulb diameter 10 mm, max. operational current 15 mA	Illuminated push-buttons and indicator lights	UC 24 V	red	▶	3SB39 01-1CA		102	0.003	10
				yellow	B	3SB39 01-1BA		102		
				green	▶	3SB39 01-1DA		102		
				blue	B	3SB39 01-1PA		102		
				white	▶	3SB39 01-1QA		102		
	AC 130 V	red	B	3SB39 01-1CD		102	0.003	10		
		yellow	B	3SB39 01-1BD		102				
		green	B	3SB39 01-1DD		102				
		blue	B	3SB39 01-1PD		102				
		white	B	3SB39 01-1QD		102				
AC 230 V	red	B	3SB39 01-1CF		102	0.003	10			
	yellow	B	3SB39 01-1BF		102					
	green	B	3SB39 01-1DF		102					
	blue	B	3SB39 01-1PF		102					
	white	B	3SB39 01-1QF		102					
LEDs										
Max. length 28 mm, bulb diameter 10 mm										
Operational current 15 mA	Illuminated push-buttons and indicator lights	DC 22 ... 32 V	red	B	3SB19 02-4AJ		102	0.005	10	
			yellow	B	3SB19 02-4BJ		102			
			green	B	3SB19 02-4CJ		102			
Blinking (1.4 Hz) 29 mA 27 mA 24 mA		DC 24 V	red	B	3SB19 02-4LC		102	0.005	10	
			yellow	B	3SB19 02-4MC		102			
			green	B	3SB19 02-4NC		102			
Glow lamps²⁾										
length 28 mm, bulb diameter 10 mm	Illuminated push-buttons and indicator lights	AC 110 V	clear	B	3SX1 703		102	0.005	10	
		AC 220 V	clear	B	3SX1 701		102			
		AC 220 V	green	B	3SX1 702		102			
Lamp extractor										
	Lamps with BA 9s bases	-		▶	3SB19 02-2AD		102	0.002	1	
Lamp adapter for fitting a wedge base into a BA 9s holder										
				B	▶ 3SB19 02-1AU		102	0.005	1	
Lamps for use on PCBs, wedge base										
Incandescent lamps										
 Nsd0028g	W2 × 4.6 d base, 1.0 W		6 V	B	3SB29 08-1AA		102	0.003	10	
			12 V	B	3SB29 08-1AB		102			
			24 V	▶	3SB29 08-1AC		102			
			30 V	B	3SB29 08-1AD		102			
			48 V	B	3SB29 08-1AE		102			
			60 V	B	3SB29 08-1AF		102			
LEDs, super-bright										
W2 × 4.6 d base, operational current 10 mA		DC 24 V	red	B	3SB39 01-1SB		102	0.003	10	
			yellow	B	3SB39 01-1RB		102			
			green	B	3SB39 01-1TB		102			
			white	B	3SB39 01-1UB		102			
			blue	B	3SB29 08-1BD		102			
Lamp extractor										
	Lamps with base W2 × 4.6 d			▶	3SB29 08-2AB		102	0.002	1	

1) Also for use for AC 230 V when used with a 3SB34 00-1C voltage reducer.

2) Due to the inherent orange colour of glow lamps and their lower luminance level compared to incandescent lamps, it is recommended that they

should only be used with clear or red lenses and in areas where ambient light levels are not very high.