

BNC Plug Series

Cable Mounting 50 and 75 ohms



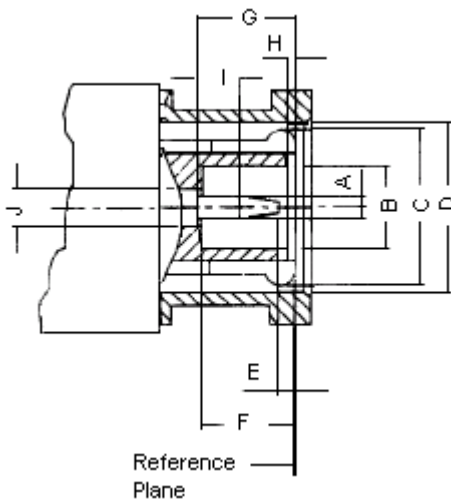
Features:

BNC coaxial connectors are one of the worlds most popular RF connectors. They are miniature, light-weight and can operate satisfactorily up to 11GHz. The BNC is typically used in applications from DC to 4GHz and yield low reflection in this frequency range.

Cable terminations are available in crimp, clamp, solder and jacket quick twist configurations. The two-stud bayonet lock coupling provides ease of connecting and disconnecting and is ideally suited for applications such as test equipment where this feature is notably significant.

BNC connectors are most prevalent in computer networks, audio, video, data processing and telecommunications equipment because of their size and relatively low installed cost.

Interface Dimensions



Plug

Letter	Minimum	Maximum
A	1.32 (.052)	1.37 (0.54)
B	4.83 (.190)	-
C	Slotted and flared to meet electrical and mechanical requirements	
D	9.78 (.385)	9.91 (.390)
E	0.08 (.003)	-
F	5.28 (.208)	5.79 (.228)
G	5.33 (.210)	5.84 (.230)
H	0.15 (.006)	0.46 (.018)
I	2.00 (.078)	-
J	2.06 (.081)	2.21 (.087)

Dimensions : Millimetres (Inches)



BNC Plug Series

Cable Mounting 50 and 75 ohms



Electrical

Impedance	50Ω	75Ω
Frequency range	0 to 4.0GHz	0 to 1GHz
VSWR	1.3 maximum	
Voltage rating	500 volts rms maximum	
	RG-58 → 500 volts rms maximum	
	RG-174 → 335 volts rms maximum	
Dielectric withstanding voltage	1500 volts rms maximum	
	RG-58 → 1000 volts rms maximum	
	RG-174 → 750 volts rms maximum	
Contact resistance	centre contact = 1.5 Milliohm maximum	
	outer contact = 0.5 Milliohm maximum	
RF leakage	-55dB minimum at 3GHz	
Insertion loss	0.2dB maximum at 3GHz	
Insulation resistance	5000 Megaohm minimum	

Mechanical and Environmental

Mating	Two stud bayonet coupling
Durability	500 mating
Coupling nut retention	100lbs minimum
Cable retention	RG-58 → 40lbs minimum
	RG-59 → 40lbs minimum
	RG-174 → 20lbs minimum
Temperature range	-65°C to 85°C
Vibration	MIL-STD 202 method 204 test condition B
Salt spray	MIL-STD 202 method 101 test condition B

Material

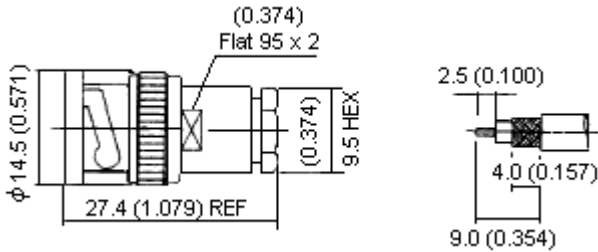
	Material	Plating
Connector body	Brass	Nickel or Gold
Centre contact	Male : Brass	Gold
Insulation	Teflon or Delrin	None
Gasket	Silicone Rubber, Rubber	None
Crimp ferrule	Annealed Copper	Same as body

BNC Plug Series

Cable Mounting 50 and 75 ohms



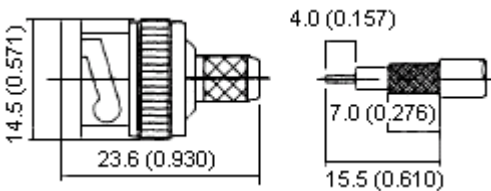
Straight Cable Clamp



Specifications

Applicable Cable RG	Note	Part Number
174	1	13-01-3 TGZ RG174U
179	1	13-01-3 TGN RG179

Straight Crimp



Specifications

Applicable Cable RG	Note	Part Number
59	1	13-06-4 TGN RG59

Note 1 : Finish = Nickel Plated Body and Gold contact.

Specifications

Cables	Group	OHMIC Values (Ω)	Part Number
RG174	022	50	13-10-1 RG174
RG179			13-10-1 RG179
UR70	012	75	13-06-4 TGN UR70
RG179	022		13-06-4 RG179
RG59	025		13-04 -19 TSS RG59
UR202	052		13-06-4 TGN UR202
RG59	025		13-10-1 RG59
BT2002	117		13-10-4
PSF1/3	366		13-10-1 TGN PSF1/3M



BNC Plug Series

Cable Mounting 50 and 75 ohms



BNC Plugs Bulk Packed



Features:

- Most popular BNC connectors now available bulk packed for production runs.
- Saves time opening single packs and reduces waste.
- Nickel plated bodies with gold plated contacts.

Specifications

Cables	Group	OHMIC Values (Ω)	Quantity Per Pack	Part Number
RG58	010	50	100	13-10F-1 58 TGN/Z
RG174	022			13-10-1 174U TGN/Z
RG59	025	75		13-10-1 59U TGN/Z
RG179	022			13-10-1 179U TGN/Z

BNC Plug Series

Cable Mounting 50 and 75 ohms



Notes:

International Sales Offices:



AUSTRALIA – Farnell InOne
Tel No: ++ 61 2 9645 8888
Fax No: ++ 61 2 9644 7898



FINLAND – Farnell InOne
Tel No: ++ 358 9 560 7780
Fax No: ++ 358 9 345 5411



NETHERLANDS – Farnell InOne
Tel No: ++ 31 30 241 7373
Fax No: ++ 31 30 241 7333



SWITZERLAND – Farnell InOne
Tel No: ++ 41 1 204 64 64
Fax No: ++ 41 1 204 64 54



AUSTRIA – Farnell InOne
Tel No: ++ 43 662 2180 680
Fax No: ++ 43 662 2180 670



FRANCE – Farnell InOne
Tel No: ++ 33 474 68 99 99
Fax No: ++ 33 474 68 99 90



NEW ZEALAND – Farnell InOne
Tel No: ++ 64 9 357 0646
Fax No: ++ 64 9 357 0656



UK – Farnell InOne
Tel No: ++ 44 8701 200 200
Fax No: ++ 44 8701 200 201



BELGIUM – Farnell InOne
Tel No: ++ 32 3 475 2810
Fax No: ++ 32 3 227 3648



GERMANY – Farnell InOne
Tel No: ++ 49 89 61 39 39 39
Fax No: ++ 49 89 613 59 01



NORWAY – Farnell InOne
Tel No: ++ 45 44 53 66 66
Fax No: ++ 45 44 53 66 02



UK – BuckHickman InOne
++ 44 8450 510 150
++ 44 8450 510 130



BRAZIL – Farnell-Newark InOne
Tel No: ++ 55 11 4066 9400
Fax No: ++ 55 11 4066 9410



HONG KONG – Farnell-Newark InOne
Tel No: ++ 852 2268 9888
Fax No: ++ 852 2268 9899



PORTUGAL – Farnell InOne
Tel No: ++ 34 93 475 8804
Fax No: ++ 34 93 474 5288



UK – CPC
++ 44 8701 202 530
++ 44 8701 202 531



CHINA – Farnell-Newark InOne
Tel No: ++86 10 6238 5152
Fax No: ++86 10 6238 5022



IRELAND – Farnell InOne
Tel No: ++ 353 1 830 9277
Fax No: ++ 353 1 830 9016



SINGAPORE – Farnell-Newark InOne
Tel No: ++ 65 6788 0200
Fax No: ++ 65 6788 0300



EXPORT – Farnell InOne
Tel No: ++ 44 8701 200 208
Fax No: ++ 44 8701 200 209

For enquiries from all other markets



DENMARK – Farnell InOne
Tel No: ++ 45 44 53 66 44
Fax No: ++ 45 44 53 66 06



ITALY – Farnell InOne
Tel No: ++ 39 02 93 995 200
Fax No: ++ 39 02 93 995 300



SPAIN – Farnell InOne
Tel No: ++ 34 93 475 8805
Fax No: ++ 34 93 474 5107



ESTONIA – Farnell InOne
Tel No: ++ 358 9 560 7780
Fax No: ++ 358 9 345 5411



MALAYSIA – Farnell-Newark InOne
Tel No: ++ 60 3 7873 8000
Fax No: ++ 60 3 7873 7000



SWEDEN – Farnell InOne
Tel No: ++ 46 8 730 50 00
Fax No: ++ 46 8 83 52 62

<http://www.farnellinone.com>

<http://www.buckhickmaninone.com>

<http://www.cpc.co.uk>

Disclaimer This data sheet and its contents (the "Information") belong to the Premier Farnell Group (the "Group") or are licensed to it. No licence is granted for the use of it other than for information purposes in connection with the products to which it relates. No licence of any intellectual property rights is granted. The Information is subject to change without notice and replaces all data sheets previously supplied. The Information supplied is believed to be accurate but the Group assumes no responsibility for its accuracy or completeness, any error in or omission from it or for any use made of it. Users of this data sheet should check for themselves the Information and the suitability of the products for their purpose and not make any assumptions based on information included or omitted. Liability for loss or damage resulting from any reliance on the Information or use of it (including liability resulting from negligence or where the Group was aware of the possibility of such loss or damage arising) is excluded. This will not operate to limit or restrict the Group's liability for death or personal injury resulting from its negligence. Multicomp is the registered trademark of the Group. © Premier Farnell plc 2004.

