THIS DRAWING IS UNPUBLISHED. RELEASED FOR PUBLICATION -.- .
© COPYRIGHT - BY TYCO ELECTRONICS CORPORATION. ALL RIGHTS RESERVED.

LOC	DIST
AD	00

REVISIONS

P	LTR	DESCRIPTION	DATE	DWN	APVD
	N	REVISED PER EC 0S12-0181-05	11JUL05	JDP	RW

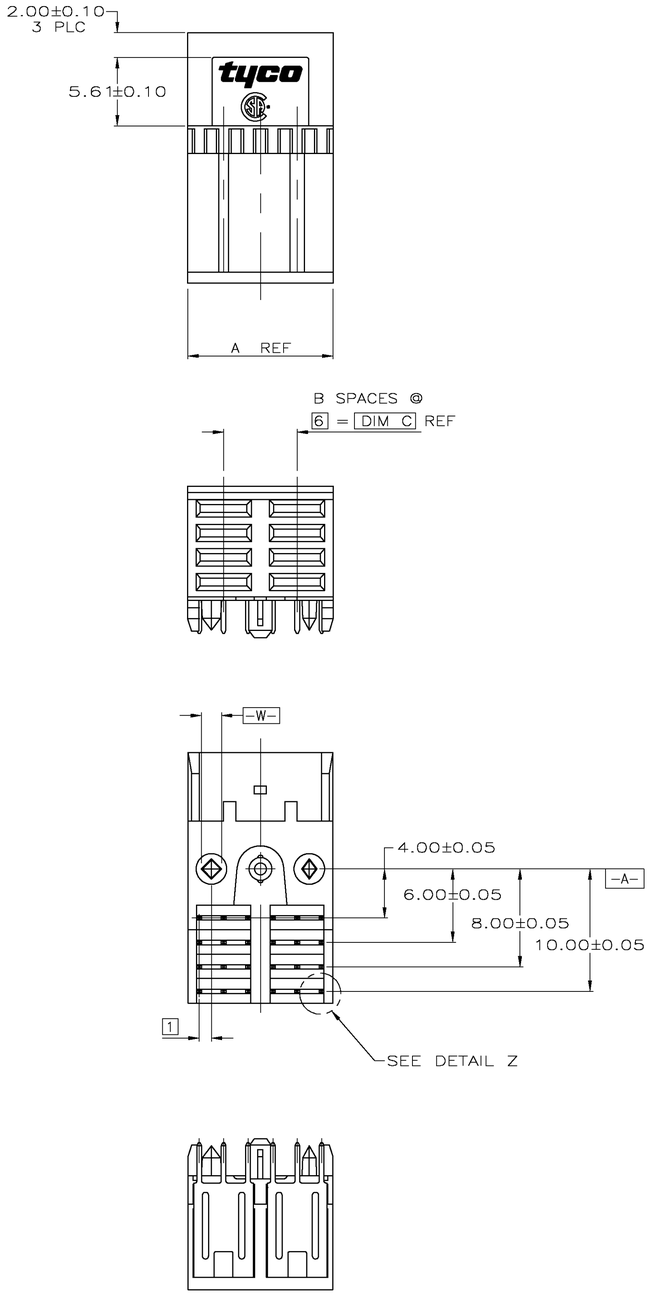

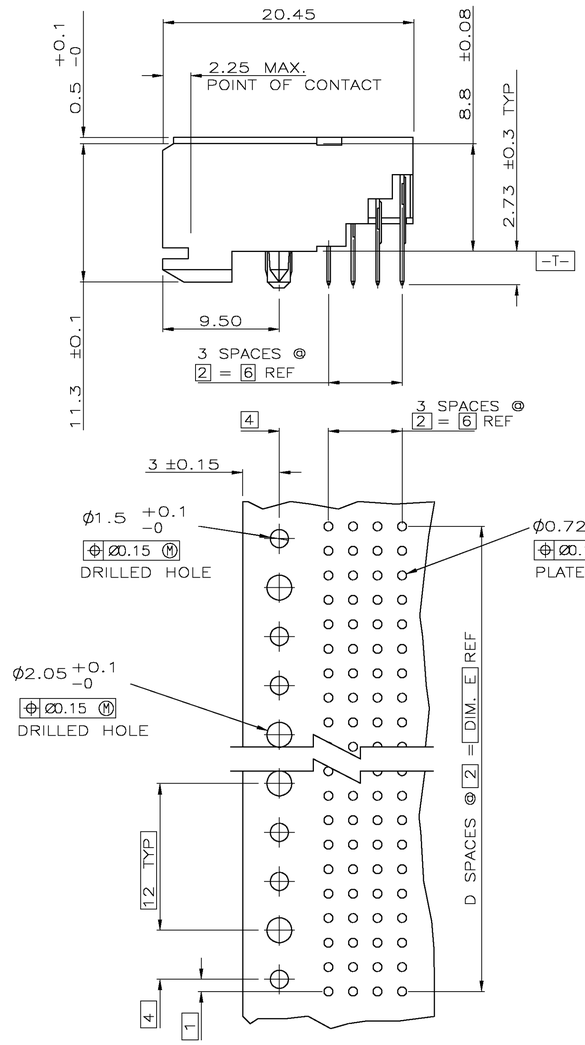

RECOMMENDED CIRCUIT PATTERN
PER IPC-D300 TYPE II, CLASS C
(COMPONENT SIDE)

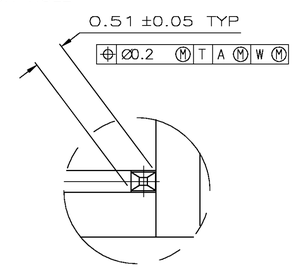

DETAIL Z
SCALE 20:1

1. HOUSING MATERIAL: LIQUID CRYSTAL POLYMER.
2. CONTACT MATERIAL: PHOSPHOR-BRONZE.
3. CONTACT FINISH:
   ON MATING SURFACES-
   FLASH GOLD PER AMP INCORPORATED SPECIFICATION, OVER
   0.0008 MIN. PALLADIUM-NICKEL PER AMP INCORPORATED SPECIFICATION, OVER
   0.0013 MIN. NICKEL
   ON LEADS-
   0.004 MIN. TIN-LEAD, OVER
   0.0013 MIN. NICKEL
   SURFACE CONDITIONER PER AMP SPECIFICATION 112-1002 (MIN MATING SURFACES) AFTER PLATING.
4. CONTACT FINISH:
   UNDERPLATE (ENTIRE CONTACT):
   0.0013 MIN NICKEL.
   ON MATING SURFACES:
   0.0008 NICKEL OR COBALT HARDENED GOLD PER AMP SPECIFICATION, OVER UNDERPLATE.
   ON LEADS:
   0.004 MIN TIN-LEAD, OVER UNDERPLATE.
   SURFACE CONDITIONER PER AMP SPECIFICATION 112-1002 (MIN MATING SURFACES) AFTER PLATING.

10	5	6	1	11.88	4	8	536607-1
E	D	C	B	A	FINISH	NO OF POSN	PART NUMBER

THIS DRAWING IS A CONTROLLED DOCUMENT.

DWN D.R.BENDER 06/10/92
CHK S.HEADER 01/25/93
APVD -
PRODUCT SPEC -
APPLICATION SPEC -
WEIGHT -

tyco Electronics — Tyco Electronics Corporation, Harrisburg, Pa 17105-3608

NAME: Z-PACK 2mm FB, POWER MODULE, RCPT. ASS'Y. 4 ROW, 2.73 mm LEAD LENGTH

DIMENSIONS: mm

TOLERANCES UNLESS OTHERWISE SPECIFIED:
0 PLC ± -
1 PLC ± -
2 PLC ± .13
3 PLC ± -
4 PLC ± -
ANGLES ± -

MATERIAL 1 2
FINISH 3 4

SIZE	CAGE CODE	DRAWING NO	RESTRICTED TO
A1	00779	C-536607	-

CUSTOMER DRAWING — SCALE 4:1 — SHEET 1 OF 1 — REV N