


File E61760(N)

59050 PCB Mount Features and Benefits



Features

- 2 part magnetically operated proximity sensor
- Standard normally open and high voltage normally open contact configuration
- Moulded stand-offs to allow board washing
- Customer defined sensitivity

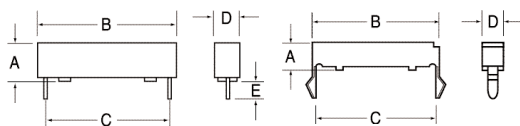
Benefits

- Mounts directly into printed circuit board
- No standby power requirement
- Operates through non-ferrous materials such as wood, plastic or aluminium
- Hermetically sealed, magnetically operated contacts continue to operate long after optical and other technologies fail due to contamination
- Simple installation and adjustment

Applications

- Position and limit sensing
- Security system switch
- Door switch

DIMENSIONS (in) mm



	A Max	B Max	C ± .10 (0,25)	D Max	E ± .015 (0,38)
57050	(.265) 6,73	(.900) 22,86	See Note Below	(.180) 4,57	—
59050	(.265) 6,73	(.900) 22,86	(.800) 20,32	(.170) 4,32	(.130) 3,30

Mounting: (.062) 1,57 thick board, (.125) 3,17 holes 13,72 on (.720) 18,28 nom. centres.

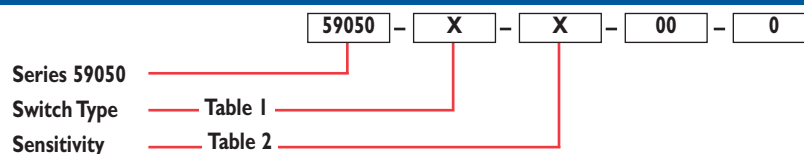
CUSTOMER OPTIONS - Switching Specifications

TABLE I Contact Type			Normally Open	Normally Open High Voltage
Switch Type			1	2
Power	Watt - max.		10	10
	Vdc - max.		200	300
Voltage	Breakdown	Vdc - min.	250	450
	Switching	A - max.	0.5	0.5
Current	Carry	A - max.	1.2	1.5
	Resistance	Contact, Initial	Ω - max.	0.2
Resistance	Insulation	Ω - min.	10 ¹⁰	10 ¹⁰
	Capacitance	Contact	pF - typ.	0.3
Temperature	Operating	°C	-40 to +105	-20 to +105
	Storage	°C	-65 to +105	-65 to +105
Time	Operate	ms - max.	1.0	1.0
	Release	ms - max.	1.0	1.0
Shock	11ms 1/2 sine	G - max.	100	100
Vibration	50-2000 Hz	G - max.	30	30

CUSTOMER OPTIONS - Sensitivity, Cable Length and Termination Specification

TABLE 2									
Sensitivity Options:- Activate Distances are approximate using Hamlin 57050 actuator as illustrated Switch AT before modification									
Select Option		S		T		U		V	
Switch Type	Pull In AT Range	Activate Distance d (in) mm	Pull In AT Range	Activate Distance d (in) mm	Pull In AT Range	Activate Distance d (in) mm	Pull In AT Range	Activate Distance d (in) mm	
1 Normally Open	12-18	(.295)	17-23	(.236)	22-28	(.197)	27-33	(.177)	
2 High Voltage		7,5		6,0		5,0		4,5	

ORDERING INFORMATION



Hamlin USA Tel: +1 920 648 3000 • Fax: +1 920 648 3001 • Email: sales.us@hamlin.com
Hamlin UK Tel: +44 (0)1379 649700 • Fax: +44 (0)1379 649702 • Email: sales.uk@hamlin.com
Hamlin Germany Tel: +49 (0) 6181 953660 • Fax: +49 (0) 6181 953666 • Email: sales.de@hamlin.com
Hamletrol France Tel: +33 (0) 1 4687 0202 • Fax: +33 (0) 1 4686 6786 • Email: sales.fr@hamlin.com