
 SCIENTIFIC DESIGN SOFTWARE
 Driver Parameters From Measurement Data

Date: 04-15-1993

Data for driver: 200-340M01

 Entered Data as Follows:

Entered driver DC resistance (Re)	6.80 ohms	
Entered driver resonance frequency (Fs)	39.00 hertz	
Entered driver maximum impedance at Fs	23.30 ohms	
Entered driver F1 frequency	24.00 hertz at	12.60 ohms
Entered driver F2 frequency	59.00 hertz at	12.60 ohms
Calculated Square root of F1*F2	37.60 hertz	
Calculated error factor	3.80 percent	
Compliance calculated by ADDED MASS method		
Entered added mass	10.00 grams	
Entered driver new resonance frequency	31.00 hertz	
Entered driver piston diameter	184.00 mm	
Entered driver magnet gap depth	5.00 mm	
Entered driver voice coil length	12.60 mm	

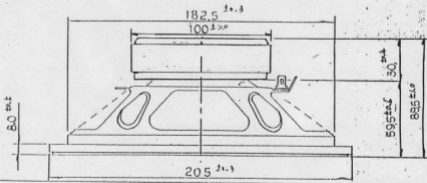
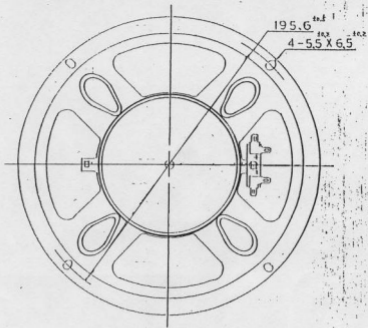
 Calculated Thiele/Small Parameters:

Free Air Resonance (Fs)=SQR(F1*F2)	37.60 hertz
Qts	0.5804
Qes	0.8195
Qms	1.99
Equivalent acoustic compliance (Vas)	52.90 liters
Piston area (Sd)	0.0211 square meters
DC resistance (Re)	6.80 ohms
Volume displacement (Vd)	80.27 ccm
Linear displacement (Xmax)	3.80 mm
Power handling (Pe)	TO BE ENTERED
Coil Inductance (Le)	TO BE ENTERED
Reference Efficiency (Ref Eff)	0.33 percent
Efficiency Bandwidth Product (EBP)	45.88 hertz

 Other Calculated Data:

Moving Mass of Diaphragm only (Mmd)	19.48 grams
Moving Mass of Diaphragm & Air Load (Mms)	21.23 grams
Mass of Air load on diaphragm (Ma)	1.74 grams
Compliance (Cms)	0.00085 m/N
BL product (BL)	6.45 N/A
Sensitivity (SPL 1w/1m)	87.18 dB

 END OF REPORT



APVD
Mark
 CHK
Gran

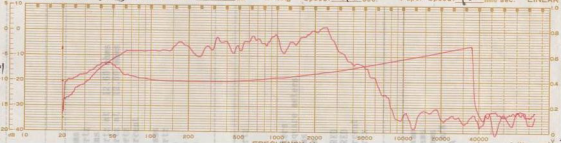
1:1 2:1

DSCN	GENERAL				SCALE <i>1/8</i>	QUANTITY
	FINISH				TOLERANCE	UNITS
	TITLE 8" SPEAKER					
DATE	DRAWN <i>Jmp</i>				BY <i>J.H.H.</i>	DATE <i>Feb</i>
1	初版發行				1:1	

LEADER

LEADER

A-B Span range: 50dB Ref. OdB Level: 100 dB Writing Speed: 0.2 sec. Paper Speed: 10 mm/sec. LINEAR



LEADER

Measuring (db):

200-340/M01

55-1195

Rec. No.

Date:

Man:

LC-058 JAPAN