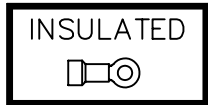
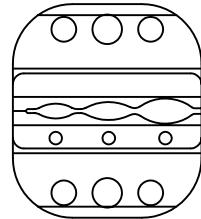


REVISIONS


DCP #	REV	DESCRIPTION	DRAWN	DATE	CHECKD	DATE	APPRVD	DATE
1322	A	RELEASED	JWM	10/11/02	HO	10/11/02	DJC	10/11/02
1672	B	CTD-8566-02 Corrected	JWM	5/10/04	JC	5/10/04	JC	5/10/04



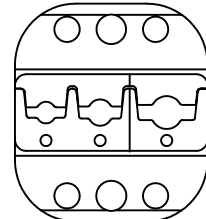
RED 16-22 BLUE 14-16
YELLOW 10-12



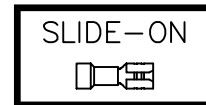
CTD-8420-02



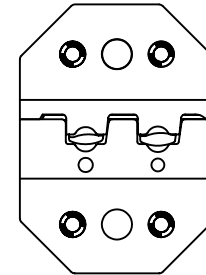
RED 16-22 BLUE 14-16
YELLOW 10-12




CTD-8440-02



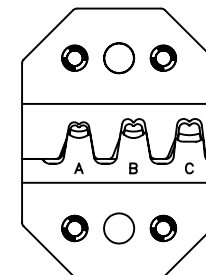
RED 16-22 BLUE 14-16



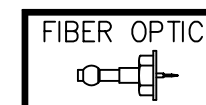
CTD-8441-02



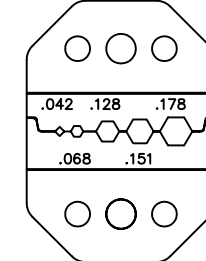
22-10 AWG



CTD-8530-02



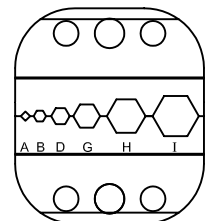
RG 174-FIBER OPTIC



CTD-8565-02

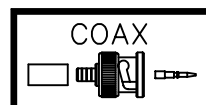


RG 58-59
RG174

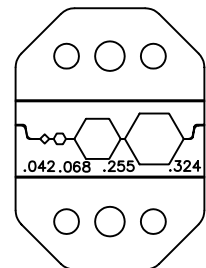


.042Sq, .068, .100, .178, .213, .255

CTD-8566-02



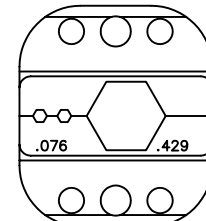
RG 59-8281



CTD-8567-02



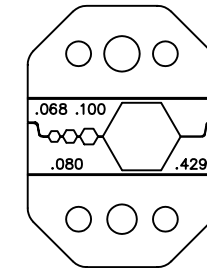
RG 8



CTD-8568-02



RG 8



CTD-8569-02

Use crimp tool #8405-015
(Crimp tool sold separately)

DISCLAIMER:
ALL STATEMENTS AND TECHNICAL INFORMATION CONTAINED HEREIN ARE BASED UPON INFORMATION AND/OR TESTS WE BELIEVE TO BE ACCURATE AND RELIABLE. SINCE CONDITIONS OF USE ARE BEYOND OUR CONTROL, THE USER SHALL DETERMINE THE SUITABILITY OF THE PRODUCT FOR THE INTENDED USE AND ASSUME ALL RISK AND LIABILITY WHATSOEVER IN CONNECTION THEREWITH.

TOLERANCES:
UNLESS OTHERWISE SPECIFIED, DIMENSIONS ARE FOR REFERENCE PURPOSES ONLY.

DRAWN BY:	DATE:
Jeff McVicker	10/11/02
CHECKED BY:	DATE:
Hisham Odish	10/11/02
APPROVED BY:	DATE:
Daniel Carey	10/11/02

DRAWING TITLE:

Crimp Tool Dies

SIZE	DWG. NO.	ELECTRONIC FILE	REV
A	TA-551	TA-551	B
SCALE: NTS	U.O.M.: INCHES [mm]	SHEET: 1 OF 1	