


● PROFESSIONAL LED INDICATORS Ø12.7mm Mounting

FEATURES



533 SERIES

PACK QUANTITY = 10 PIECES

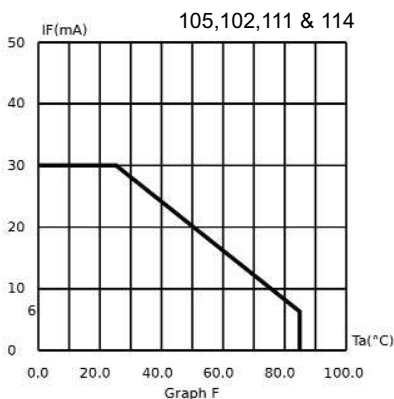
- Each product will operate over a wide voltage input range
- Bright nickel plated brass housing
- 180° viewing angle
- Full internal potting to resist shock and vibration
- Sealed to IP67
- Fitted with an internal diode to provide reverse voltage protection to 1000Vdc

SPECIFICATIONS

Ordering Information & Typical Technical Characteristics (Ta = 25°C)

Mean Time Between Failure = 100,000 Hours. Luminous intensity figures refer to the unmodified discrete LED.

PART NUMBER	COLOUR	LENS	VOLTAGE DC (Vdc) Vopr	CURRENT DC (mA) Iopr	LUMINOUS INTENSITY Iv@20mA (mcd)	WAVE LENGTH λp (nm)	OPERATING TEMP Topr	STORAGE TEMP Tstg	
HIGH INTENSITY									
533-105-63	Red		12-28	8-20	100	627	-40 ~ +85 [^]	-40 ~ +85	Yes
533-102-63	Red (GaAlAs)		12-28	8-20	450	660	-40 ~ +85 [^]	-40 ~ +85	Yes
533-111-63	Yellow		12-28	8-20	50	590	-40 ~ +85 [^]	-40 ~ +85	Yes
533-114-63	Green		12-28	8-20	60	565	-40 ~ +85 [^]	-40 ~ +85	Yes
533-105-75	Red		110Vac	6	100	627	-40 ~ +85 [^]	-40 ~ +85	Yes
533-102-75	Red (GaAlAs)		110Vac	6	450	660	-40 ~ +85 [^]	-40 ~ +85	Yes
533-111-75	Yellow		110Vac	6	50	590	-40 ~ +85 [^]	-40 ~ +85	Yes
533-114-75	Green		110Vac	6	60	565	-40 ~ +85 [^]	-40 ~ +85	Yes
UNITS			Vdc	mA	mcd	nm	°C	°C	



[^] = Products must be derated according to the derating information. Each derating graph refers to specific LEDs.

How to Order:

website: www.marl.co.uk • email: sales@marl.co.uk •

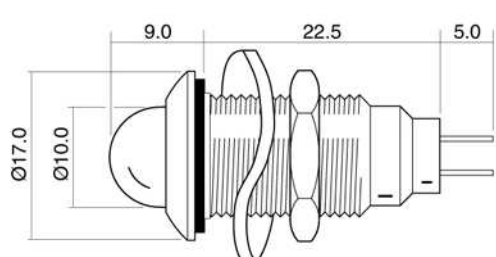
• Telephone +44 (0)1229 582430 • Fax: +44 (0)1229 585155

The information contained in this datasheet does not constitute part of any order or contract and should not be regarded as a representation relating to either products or service. Marl International reserve the right to alter without notice the specification or any conditions of supply for products or service.

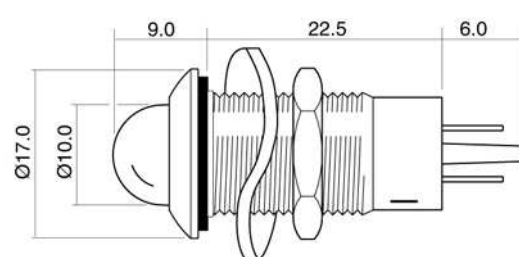
533 Series

Below 50Vac/dc

Above 50Vac/dc



Mounting Hole



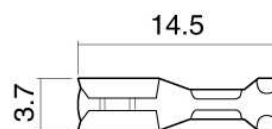
Dimensions in mm (Typical)
Not to scale

Anode termination indicated by red sleeve
Mounting hole to be clean and burr free

MATERIALS

PUSH-ON CONNECTORS

Body	Nickel plated brass to BS 2874 CZ121
Nut	Stainless Steel grade 303
Panel Seal	Viton
Termination	Copper with silver flash finish
Lock Washer	Zinc plated steel
Fresnel lens	Polycarbonate
Encapsulation	PC5430
Header	Nylon6 A82



925-000-00 is brass tin plated.
For use with 533 series lamps.

Dimensions in mm (Typical)
Not to scale

TECHNICAL CHARACTERISTICS

SERIES	MAXIMUM POWER DISSIPATION	PANEL CUTOUT	NUT MOUNTING TORQUE	MINIMUM MOUNTING CENTRES	MIN/MAX. PANEL THICKNESS	
533	825	12.7	1.0	x,y=19.5	1.5-8.0	
	mW	mm	Nm	mm	mm	

How to Order:

website: www.marl.co.uk • email: sales@marl.co.uk •

• Telephone +44 (0)1229 582430 • Fax: +44 (0)1229 585155

The information contained in this datasheet does not constitute part of any order or contract and should not be regarded as a representation relating to either products or service. Marl International reserve the right to alter without notice the specification or any conditions of supply for products or service.



BS EN ISO 9001:2000
Approved Manufacturer