



Series 354000 DIP to SOIC Adapters

FEATURES:

- Convenient, cost-effective means of converting DIP style packaging to SOIC PC board layouts.

SPECIFICATIONS:

- Socket body is black, UL 94V-0 Glass-filled Thermoplastic Polyester (PET).
- PCB is black FR-4, .062 [1.58] thick.
- Male adapter pin is Brass Alloy 360 1/2 hard per UNS C36000 ASTM-B16-85.
- Male adapter pin plating is 200 μ [5.08 μ m] min. 93/7 Tin/Lead per MIL-P-81728 over 100 μ [2.54 μ m] min. Nickel per QQ-N-290.
- Collet contact pin body is Brass Alloy 360 1/2 hard per UNS C36000 ASTM-B16-85.
- Collet pin plating is 10 μ [.254 μ m] min. Gold per MIL-G-45204 over 100 μ [2.54 μ m] min. Nickel per QQ-N-290.
- 4-fingered collet contact is Beryllium Copper Alloy per UNS C17200 ASTM-B194-92.
- Contact plating is 10 μ [.254 μ m] min. Gold per MIL-G-45204 over 50 μ [1.27 μ m] min. Nickel per QQ-N-290.
- Contact current rating=3 Amps.
- Operating temperature=221°F [105°C].
- Insertion Force=180 grams/pin; Withdrawal Force=90 grams/pin; Normal Force=140 grams/pin; based on a .018 [.46] diameter test lead.
- Socket accepts leads .015-.025 [.38-.64] in diameter, .100-.125 [2.54-3.18] long.

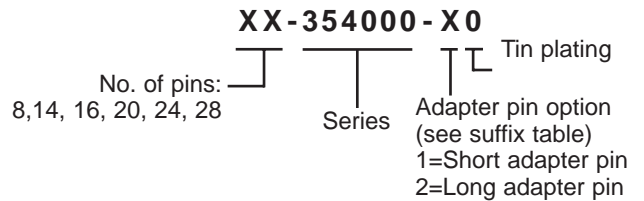
MOUNTING CONSIDERATIONS:

- Suggested PCB solder pad size=.028 [.71] min. width.



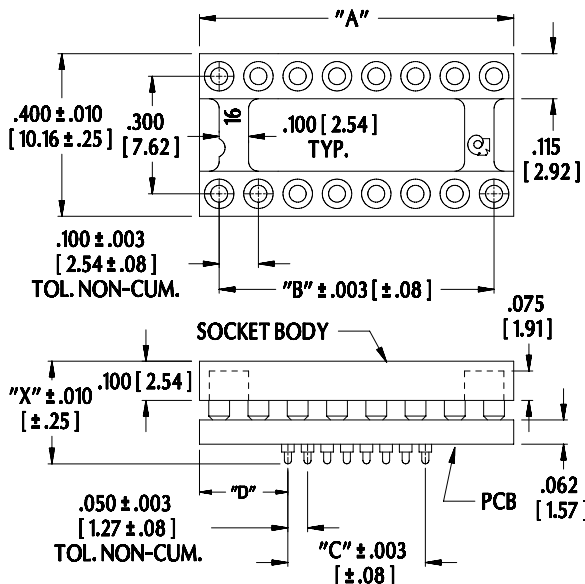
Note: Aries specializes in custom design and production. In addition to the standard products shown on this page, special materials, platings, sizes, and configurations can be furnished, depending on quantities. Aries reserves the right to change product specifications without notice.

ORDERING INFORMATION



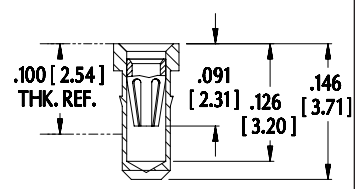
ALL DIMENSIONS: INCHES [MILLIMETERS]

All tolerances \pm .005 [.13] unless otherwise specified



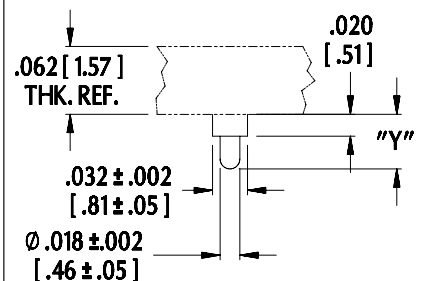
No. of Pins	Dim. "A"	Dim. "B"	Dim. "C"	Dim. "D"
8	.400 [10.16]	.400 [10.16]	.100 [2.54]	.125 [3.175]
14	.700 [17.78]	.600 [15.24]	.300 [7.62]	.225 [5.72]
16	.800 [20.32]	.700 [17.78]	.350 [8.89]	.225 [5.72]
20	1.000 [25.40]	.900 [22.86]	.450 [11.43]	.275 [6.99]
24	1.200 [30.48]	1.100 [27.94]	.550 [13.97]	.325 [8.26]
28	1.400 [35.56]	1.300 [33.02]	.650 [16.51]	.375 [9.53]

COLLET CONTACT DETAIL



Part No. Suffix	Dim. "X"	Dim. "Y"
-10	.265 [6.73]	.050 [1.27]
-20	.325 [8.26]	.110 [2.79]

MALE ADAPTER PIN DETAIL



ARIES
ELECTRONICS, INC.
http://www.arieselec.com • info@arieselec.com

NORTH AMERICA
Frenchtown, NJ USA
TEL: (908) 996-6841
FAX: (908) 996-3891



UK/IRELAND/GB
TEL: +44 870 240 0249
FAX: +44 1653 600493
uking@arieselec.com

EUROPE/MAINLAND/HOLLAND
TEL: +31 78 615 94 65
FAX: +31 78 615 43 11
europe@arieselec.com

18009
REV.D