

PRODUCT NUMBER

5 3 6 1 1 - X X X - X X X X LF

PLATING

S=15µ [0.38µm] GOLD ON CONTACT AREA (NOTE 12)  
100µ [2.54µm] TIN ON TAIL

G=30µ [0.76µm] GOLD (NOTE 12) ON CONTACT AREA  
100µ [2.54µm] PURE TIN ON TAIL

LEAD FREE OPTION  
NOTE 9,10

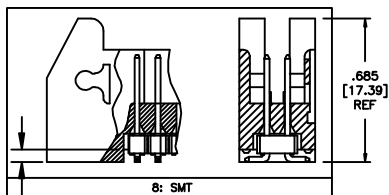
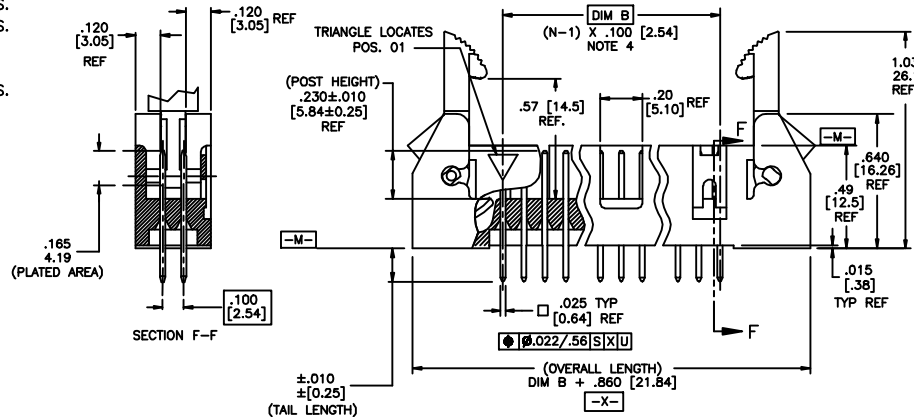
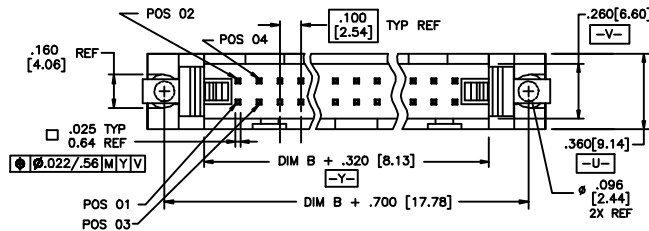
RETENTION  
R= RETENTION LEG  
NOTE 5

POLARIZATION  
NOTE 8

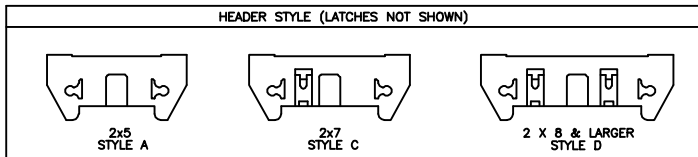
TAIL LENGTH

1=	.085/2.16	OBS.
2=	.112/2.84	OBS.
4=	.120/3.05	
6=	.150/3.81	
7=	.675/17.15	OBS.
8=	SMT	

DASH NO.	POSITIONS	HEADER STYLE
10	2 X 5	A
14	2 X 7	C
16	2 X 8	D
20	2 X 10	D
26	2 X 13	D
34	2 X 17	D
40	2 X 20	D
50	2 X 25	D



.060 [1.52] REF



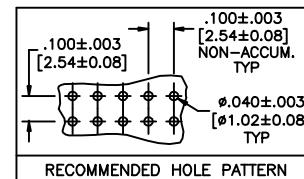
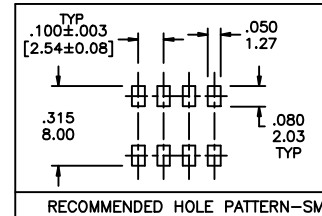
mat'l. code		surface ISO 9002 ✓		tolerance ISO 406 ✓ ISO 7001		projection		product family QUICKIE	
ltr	ecn no	dr	date	tolerances unless otherwise specified				title	
D	VO2309	MEM	9/11/00	angles	linear	XX±.01/XX±0.3	INCH/MM		.100/2.54cc EJECT LATCH
E	C10004	MDF	2/26/01			XXX±.006/XXX±0.13	scale 1:1		SHOROUNDED VERTICAL HEADER
F	M05-0089	ERE	5/20/05	0' ± 2'		XXXX±.0020/XXXX±0.05			
G	M07-0116	AGS	2/19/07	dr	D. INGRAM	7/12/99	dwg no sheet 1 of 2 size		
H	M08-0010	MHT	1/11/08	engr	L. GREEN	7/21/99	53611 A3		
J	M08-0237	MHT	8/26/08	chr	L. GREEN	7/21/99	type Product Customer Drawing		
K	M08-0273	MHT	9/26/08	appd	L. GREEN	7/21/99			
sheet	revision	K	K						
index	sheet	1	2						



Copyright FCI

NOTES:

- ① HOUSING MAT'L: HIGH TEMPERATURE THERMOPLASTIC. UL94V-0.  
COLOR : BLACK
- ② PIN MATERIAL: PHOSPHOR-BRONZE
- ③ 3 LBS/1.36 KG MIN. RETENTION.
- ④ TO DETERMINE DIMENSIONS:  
N = NUMBER OF POSITIONS.  
EXAMPLE: 10 POS., (N-1) x .100[2.54]=.900[22.87]
- ⑤ RETENTIVE LEG:  
RETENTIVE LEG APPLICABLE TO TAIL LENGTH .120/3.05 ONLY.  
RETENTION IS APPLIED TO FOUR PINS ON PART SIZES OF 2x14 AND SMALLER,  
AND APPLIED TO EIGHT PINS ON PARTS SIZES OF 2x15 AND LARGER.  
5LB/2.3KG MAX INSERTION FORCE AND .25LB./1KG MIN RETENTION FORCE  
PER RETENTIVE PIN USING .062/1.57 THICK CIRCUIT BOARD AND RECOMMENDED  
HOLE PATTERN. RETENTIVE LOCATION AT THE DISCRETION OF THE MANUFACTURER.  
OMIT FROM PRODUCT NUMBER IF THIS FEATURE IS NOT APPLICABLE.
- 6. PACKAGED IN TRAYS.
- 7. UNDERPLATING: 50μ"/1.27μm Ni.
- ⑧ FOR POLARIZATION, SPECIFY POSITION NUMBER (i.e.. 03= PIN 3) TO OMIT PIN.  
OMIT FROM PRODUCT NUMBER IF THIS FEATURE IS NOT APPLICABLE.
- ⑨ ADD "LF" SUFFIX AT THE END OF PART NUMBER FOR LEAD FREE OPTION.
- ⑩ THIS PRODUCT MEETS EUROPEAN UNION DIRECTIVES AND OTHER  
COUNTRY REGULATION AS DESCRIBED IN GS-22-008.
- 11. THE HOUSING WILL WITHSTAND EXPOSURE TO 260°C PEAK TEMPERATURE  
FOR 15 SECONDS IN A WAVE SOLDER APPLICATION WITH A 1.5mm  
MINIMUM THICK CIRCUIT BOARD. SEE APPLICATION NOTES/PROCEDURES  
IF THEY ARE AVAILABLE.  
  
THE HOUSING WILL WITHSTAND EXPOSURE TO 260°C PEAK TEMPERATURE  
FOR 20 SECONDS IN A CONVECTION, INFRA-RED OR VAPOR PHASE REFLOW  
OVEN. SEE APPLICATION NOTES/PROCEDURES IF THEY ARE AVAILABLE.
- ⑫ PLATING OPTIONS:  
MAY BE EITHER GOLD OR GXT PLATED AT MANUFACTURER'S OPTION.



mat'l code		surface ISO 802		tolerance ISO 406 ISO 1101	projection	product family QUICKIE	
ltr	ecn no	dr	date	tolerances unless otherwise specified		title	
K				angles	linear	INCH/MM	
				0°±2'		scale 1:1	
		dr	D. INGRAM	7/12/99			
		engr	L. GREEN	7/21/99			
		chr	L. GREEN	7/21/99			
		appd	L. GREEN	7/21/99			
sheet index	revision sheet					dwg no 53611 sheet 2 of 2 size A3 type Product Customer Drawing	

FCJ  
FCConnect.com

Copyright FCJ