


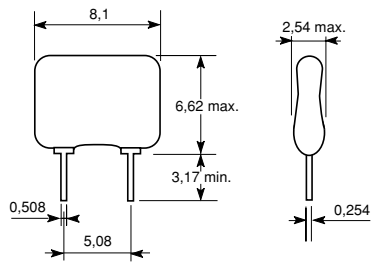


CNS \leq $\begin{matrix} 020 \\ 021 \end{matrix}$

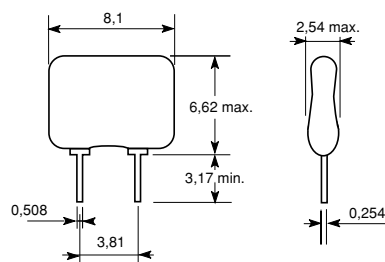
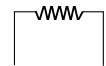
high precision resistors



The models CNS 020 and CNS 021 resistors incorporate an ultrastable thin film element into the RCK02 form factor thereby extending the existing range capability.

CNS 020


Dimensions in mm

CNS 021

ELECTRICAL DIAGRAM

SPECIFICATIONS
MECHANICAL

SUBSTRATE... alumina
 RESISTIVE ELEMENT... passivated nichrome
 TERMINAL LEADS... Sn Pb on Cu alloy
 PROTECTION... epoxy coating

ELECTRICAL

OHMIC VALUE RANGE... 100 k Ω ... 10 M Ω (lower on request)
 RESISTANCE TOLERANCE... $\pm 0,01$ % tightest
 ± 1 % looser
 TEMPERATURE COEFFICIENT OF RESISTANCE... ± 10 ppm/ $^{\circ}$ C standard
 (-55° C, $+125^{\circ}$ C)
 ± 5 ppm/ $^{\circ}$ C on request
 (0° C, $+70^{\circ}$ C)
 POWER RATING... 0,25 W at $+70^{\circ}$ C
 0,125 W at $+125^{\circ}$ C
 derating 0 W at $+155^{\circ}$ C
 MAXIMUM WORKING VOLTAGE... 300 V
 (higher on request)

CLIMATIC

OPERATING TEMPERATURE RANGE... -55° C $+155^{\circ}$ C

MARKING

In clear : series, model, SFERNICE trademark and manufacturing code.
 On back side : ohmic value (in Ω), tolerance (in %).

PERFORMANCE

TESTS	CONDITIONS	REQUIREMENTS		DRIFTS max.
		NFC 83-220 CECC 40 300	MIL R-55182E	
OVERLOAD	2,5 Un / 5 s U max. < 2 Un	$\pm 0,01$ %	$\pm 0,05$ %	0,01 %
TEMPERATURE CYCLING	-55° C/ $+155^{\circ}$ C 5 cycles CEI 68-2-14 Test Na	$\pm 0,01$ %	$\pm 0,05$ %	0,01 %
TERMINAL STRENGTH	CEI 68-2-21 Test Ua (pulling) Ub (bending) Uc (twisting)	$\pm 0,01$ %	$\pm 0,02$ %	0,01 %
RESISTANCE TO SOLDER HEAT	$+260^{\circ}$ C / 10 s CEI 68-2-20A Test Tb (met 1A)	$\pm 0,01$ %	$\pm 0,02$ %	0,01 %
VIBRATION	10 Hz to 500 Hz 10 g, 6 hours met B4 CEI 68-2-6 Test Fc	$\pm 0,01$ %	$\pm 0,02$ %	0,01 %
CLIMATIC SEQUENCE	-55° C / $+155^{\circ}$ C 6 cycles 95% RH 85mbar CEI 68-2-61	$\pm 0,05$ % I. Resist. >10 2 M Ω	—	0,05 %
MOISTURE	56 days 95% RH $+40^{\circ}$ C CEI 68-2-3	$\pm 0,05$ % I. Resist. >10 2 M Ω	—	0,02 %
LOAD LIFE	1000 hours Pn at 70° C 90' / 30'	$\pm 0,05$ %	$\pm 0,05$ %	0,05 %
HIGH TEMPERATURE STORAGE	1000 hours / $+155^{\circ}$ C CEI 68-2-2 Test B	$\pm 0,05$ %	—	0,05 %

ORDERING PROCEDURE




Notice

Specifications of the products displayed herein are subject to change without notice. Vishay Intertechnology, Inc., or anyone on its behalf, assumes no responsibility or liability for any errors or inaccuracies.

Information contained herein is intended to provide a product description only. No license, express or implied, by estoppel or otherwise, to any intellectual property rights is granted by this document. Except as provided in Vishay's terms and conditions of sale for such products, Vishay assumes no liability whatsoever, and disclaims any express or implied warranty, relating to sale and/or use of Vishay products including liability or warranties relating to fitness for a particular purpose, merchantability, or infringement of any patent, copyright, or other intellectual property right.

The products shown herein are not designed for use in medical, life-saving, or life-sustaining applications. Customers using or selling these products for use in such applications do so at their own risk and agree to fully indemnify Vishay for any damages resulting from such improper use or sale.