

RELAY- AND OPTO-COUPLED RELAY- AND OPTO-COUPLED



MICROSERIES AND PLUGSERIES MICROSERIES MICROSERIES AND PLUGSERIES MICROSERIES AND PLUGSERIES

PRODUCT INFORMATION

When good enough just isn't good enough

Weidmüller 

	Page
MICROSERIES	
- The products of MICROSERIES	4
- Technical data / ordering data MICRORELAY	6
- Technical data / ordering data MICROOPTO	10
- Technical data / ordering data MICROSERIES accessories / general datas	13
PLUGSERIES	
- The products of PLUGSERIES	14
- Technical data / ordering data PLUGRELAY	16
- Technical data / ordering data PLUGOPTO	20
- Technical data / ordering data PLUGSERIES accessories	23
- Technical data / ordering data PLUGINDUSTRY	24

Advantages of the MICROSERIES

The concept

The relay coupler and optocoupler variants from the **MICROSERIES** are used in automation applications to isolate and couple digital input and output signals. Their compact design means that they are particularly suitable for use in PLC cabinets as well as in switchgear cabinets where they help the user to make optimum use of valuable switching space. With its compact design, the **MICROSERIES** elegantly combines the functionality of the classic coupling level and the terminal level.

6.1-mm mounting width

Pluggable cross-connections of four potentials in the inputs and outputs

Proven cross-connection system ZQV 4N

Wide input voltage spectrum from 5 ... 230 V

LED-indicator
reverse-connect protection
free-wheeling diode


Housing material: WEMID
Flammability class: V-0 in accordance with UL 94

Innovative retaining and release system

Marking surfaces for fitting standard WS 12/6 markers

Coupling modules in terminal block format

The 6.1-mm mounting width favours the space-saving mounting of the **MICROSERIES** in applications in industrial automation. The **MICROSERIES** is particularly suitable when refitting or extending installations and machines. This is when they facilitate the optimum use of the limited space which exists in switchgear cabinets.



Connection

The greatest possible flexibility when it comes to wiring. The relay sockets are the heart of the new range of relay couplers and optocouplers. The couplers are optionally available with screw or tension clamp technology.

Retaining and release mechanism



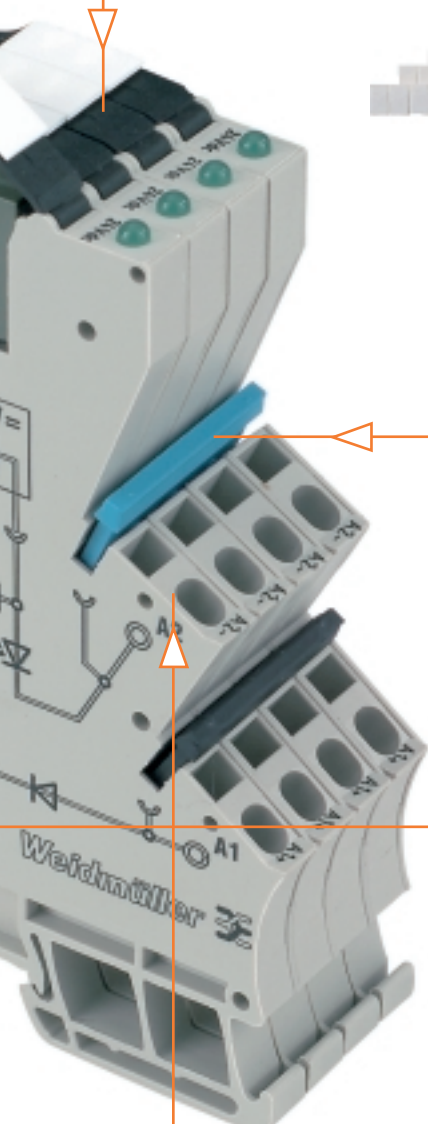
The innovative retaining and release mechanism safely secures the plugged relay on the socket base. The release function allows the plugged relay to be reliably and easily removed from the socket base. In addition, the generous marking areas ensure the clearly visible marking of electrical equipment with WS markers.

Pluggable cross-connections

The pluggable cross-connections ZQV 4N are available in different pole numbers and colors. They enable the reliable cross-connection of the four potentials in the input and output.


Relay and optocoupler modules

Pluggable relay couplers and optocouplers make possible the individual adaptation of the module functions. For example, there are relay couplers with AgSnO and gold contacts as well as optocouplers with different power outputs available.



Relay couplers in terminal block format

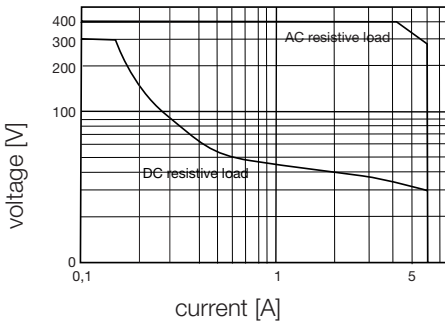
MICRORELAY MRS/MRZ



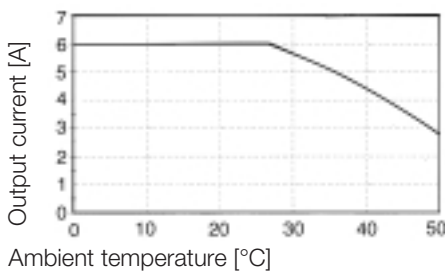
This module can be used as a universal interface between the control and the actuator, for switching low and average sized loads.

- Pluggable cross-connections in the inputs and outputs minimize wiring
- 6.1 mm wide
- Flexible usage thanks to design with screw and tension clamp technology

DC-load breaking capacity



Derating curve



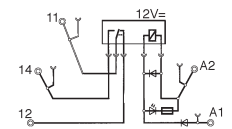
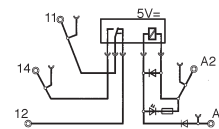
Ambient temperature [°C]

MRS 5 Vdc 1CO
MRZ 5 Vdc 1CO

MRS 12 Vdc 1CO
MRZ 12 Vdc 1CO



Block diagram



Ordering data

for TS 35
Screw connection
Tension clamp connection

Type	Cat. No.
MRS 5 Vdc 1CO	8556080000
MRZ 5 Vdc 1CO	8556150000

Type	Cat. No.
MRS 12 Vdc 1CO	8556070000
MRZ 12 Vdc 1CO	8556140000

Technical data

Input

Input voltage
Input voltage ac with U_{Nenn}
Input voltage dc with U_{Nenn}
Input power
Making threshold, (typ.)
Cut-out threshold (typ.)
Status indicator
Reaction time at U_N (typ.)
Release at U_N (typ.)
Voltage of relay coil

5 Vdc $\pm 20\%$ (4...6 V)

38.5 mAdc $\pm 10\%$
193 mW $\pm 10\%$
3.2 V / 21.6 mA
1.6 V / 8 mA
Green LED
6.2 ms
3.9 ms
5 V

12 Vdc $\pm 20\%$ (9.6...14.4 V)

17.2 mAdc $\pm 10\%$
210 mW $\pm 10\%$
6.4 V / 8.4 mA
2.5 V / 2.4 mA
Green LED
5.8 ms
6.9 ms
12 V

Functionality

Operating indication
Reverse polarity protection
Free wheel diode

yes
yes
yes

yes
yes
yes

Output

Switching voltage

ac: continuous current/switching power (see derating diagram)
Switch-on current
dc: Continuous current/switching power
Min. braking capacity
Contact material
Mechanical service life
Max. switching frequency at nominal voltage

1 changeover contact
250 Vac acc. to VDE
240 Vac acc. to UL/CSA
max. 6 A / max. 1500 VA
max. 6 A
see limit diagram
12 V / 100 mA
AgSnO
20 x 10⁶ switching operations
0.1 Hz

1 changeover contact
250 Vac acc. to VDE
240 Vac acc. to UL/CSA
max. 6 A / max. 1500 VA
max. 6 A
see limit diagram
12 V / 100 mA
AgSnO
20 x 10⁶ switching operations
0.1 Hz

Ambient temperature
Storage temperature
Climate

-25 °C...+50 °C
-40 °C...+60 °C
40 °C / 93 % rel. humidity,
no condensation

-25 °C...+50 °C
-40 °C...+60 °C
40 °C / 93 % rel. humidity,
no condensation

Approvals



Insulation coordination acc. to EN 50178

Rated voltage
Rated impulse voltage
Overvoltage category
Pollution severity
Insulation coord.- and voltage proof, input/output mounting rail
Achieved clearances and creepage distances

300 V
4 kV (1.2 / 50 μ s)
III
2
4 kV_{eff} / 1 min
 ≥ 5.5 mm

300 V
4 kV
III
2
4 kV_{eff} / 1 min
 ≥ 5.5 mm

Relay couplers in terminal block format

MRS 24 Vdc 1CO
MRZ 24 Vdc 1CO



MRS 24 Vuc 1CO
MRZ 24 Vuc 1CO

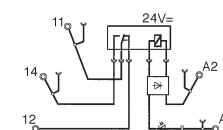
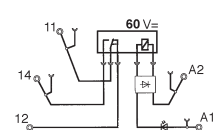
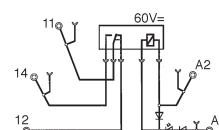
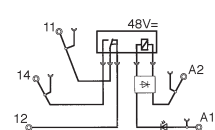
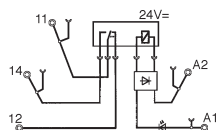
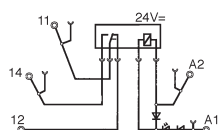


MRS 48 Vuc 1CO
MRZ 48 Vuc 1CO

MRS 60 Vdc 1CO
MRZ 60 Vdc 1CO

MRS 120 Vuc 1CO
MRZ 120 Vuc 1CO


MRS 230 Vac 1CO
MRZ 230 Vac 1CO



Type	Cat. No.	Type	Cat. No.	Type	Cat. No.	Type	Cat. No.	Type	Cat. No.	Type	Cat. No.
MRS 24 Vdc 1CO	8533640000	MRS 24 Vuc 1CO	8556050000	MRS 48 Vuc 1CO	8556040000	MRS 60 Vdc 1CO	8556060000	MRS 120 Vuc 1CO	8556030000	MRS 230 Vac 1CO	8556020000
MRZ 24 Vdc 1CO	8533660000	MRZ 24 Vuc 1CO	8556120000	MRZ 48 Vuc 1CO	8556110000	MRZ 60 Vdc 1CO	8556130000	MRZ 120 Vuc 1CO	8556100000	MRZ 230 Vac 1CO	8556090000
24 Vdc ± 20 % (19.2...28.8 V)		24 Vuc ±10% (21.6...26.4 V)		48 Vuc ±10% (43.2...52.8 V)		60 Vdc ±20% (48...72 V)		120 Vuc +10%/-15% (102...132 V)		230 Vac ±10% (207...253 V)	
6.6 mAdc ±10 %		11 mA ±10 %		5 mA ±20 %		3.3 mAdc ±20 %		3.5 mAac ±15 %		7.6 mA ±15 %	
160 mW ±10 %		6.4 mA ±20 %		4 mA ±20 %		200 mW ±10 %		0.42 VA ±15 %		1.55 VA ±15 %	
15.4 V / 4 mA		154 mW ±10 %		190 mW ±20 %		35 V / 1.6 mA		71 V / 1.8 mA		103 V / 5 mA	
6.5 V / 1.2 mA		15.8 V / 3.6 mA		29 V / 2.2 mA		11 V / 0.6 mA		22 V / 0.5 mA		49 V / 2.5 mA	
Green LED		7 V / 1.3 mA		11 V / 1.3 mA		Green LED		Green LED		Green LED	
6.6 ms		Green LED		Green LED		5.9 ms		6.7 ms		13 ms	
5.8 ms		7.3 ms		6.1 ms		6.5 ms		8.1 ms		11 ms	
24 V		9 ms		5.8 ms		60 V		60 V		24 V	
		24 V		48 V							
yes						yes		yes		yes	
yes		yes		yes		yes		yes		-	
yes		yes		yes		yes		yes		-	
1 changeover contact		1 changeover contact		1 changeover contact		1 changeover contact		1 changeover contact		1 changeover contact	
250 Vac acc. to VDE		250 V ~ acc. to VDE		250 Vac acc. to VDE		250 Vac acc. to VDE		250 V ~ acc. to VDE		250 V ~ acc. to VDE	
240 Vac acc. to UL/CSA		240 V ~ acc. to UL/CSA		240 Vac acc. to UL/CSA		240 Vac acc. to UL/CSA		240 V ~ acc. to UL/CSA		240 V ~ acc. to UL/CSA	
max. 6 A / max. 1500 VA		max. 6 A / max. 1500 VA		max. 6 A / max. 1500 VA		max. 6 A / max. 1500 VA		max. 6 A / max. 1500 VA		max. 6 A / max. 1500 VA	
max. 6 A		max. 6 A		max. 6 A		max. 6 A		max. 6 A		max. 6 A	
see limit diagram		see limit diagram		see limit diagram		see limit diagram		see limit diagram		see limit diagram	
12 V /100 mA		12 V /100 mA		12 V /100 mA		12 V /100 mA		12 V /100 mA		12 V /100 mA	
AgSnO		AgSnO		AgSnO		AgSnO		AgSnO		AgSnO	
20 x 10 ⁶ switching operations		20 x 10 ⁶ switching operations		20 x 10 ⁶ switching operations		20 x 10 ⁶ switching operations		20 x 10 ⁶ switching operations		20 x 10 ⁶ switching operations	
0.1 Hz		0.1 Hz		0.1 Hz		0.1 Hz		0.1 Hz		0.1 Hz	
-25 °C...+50 °C		-25 °C...+50 °C		-25 °C...+50 °C		-25 °C...+50 °C		-25 °C...+50 °C		-25 °C...+50 °C	
-40 °C...+60 °C		-40 °C...+60 °C		-40 °C...+60 °C		-40 °C...+60 °C		-40 °C...+60 °C		-40 °C...+60 °C	
40 °C / 93 % rel. humidity, no condensation		40 °C / 93 % rel. humidity, no condensation		40 °C / 93 % rel. humidity, no condensation		40 °C / 93 % rel. humidity, no condensation		40 °C / 93 % rel. humidity, no condensation		40 °C / 93 % rel. humidity, no condensation	
CE cRU US		CE cRU US		CE cRU US		CE cRU US		CE cRU US		CE cRU US	
300 V		300 V		300 V		300 V		300 V		300 V	
4 kV		4 kV		4 kV		4 kV		4 kV		4 kV	
III		III		III		III		III		III	
2		2		2		2		2		2	
4 kV _{eff} / 1 min		4 kV _{eff} / 1 min		4 kV _{eff} / 1 min		4 kV _{eff} / 1 min		4 kV _{eff} / 1 min		4 kV _{eff} / 1 min	
≥ 5.5 mm		≥ 5.5 mm		≥ 5.5 mm		≥ 5.5 mm		≥ 5.5 mm		≥ 5.5 mm	

Relay couplers in terminal block format

MICRORELAY MRS/MRZ



MRS 24 Vdc 1CO
MRZ 24 Vdc 1CO

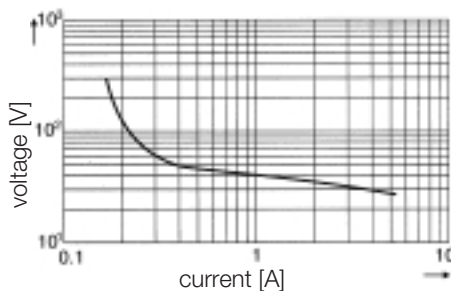
MRS 230 Vdc 1CO
MRZ 230 Vdc 1CO



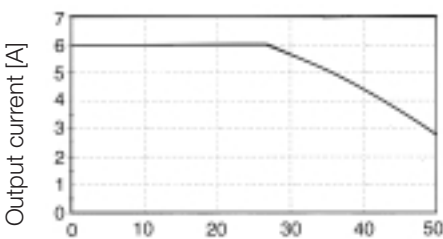
This module can be used as a universal interface between the control and the actuator, for switching low and average sized loads.

- Pluggable cross-connections in the inputs and outputs minimize wiring
- 6.1 mm wide
- Flexible usage thanks to design with screw and tension clamp technology
- **gold-plated contacts**

DC-load breaking capacity

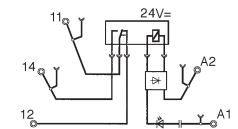
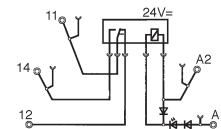


Derating curve



Ambient temperature [°C]

Prinzipschaltbild



Ordering data

for TS 35
Screw connection
Tension clamp connection

Type	Cat. No.
MRS 24 Vdc 1CO	8596060000
MRZ 24 Vdc 1CO	8596080000

Type	Cat. No.
MRS 230 Vac1CO	8596050000
MRZ 230Vac1CO	8596070000

Technical data

Input
Input voltage
Input voltage ac with U_{Nenn}
Input voltage dc with U_{Nenn}
Input power
Making threshold, (typ.)
Cut-out threshold (typ.)
Status indicator
Reaction time at U_N (typ.)
Release at U_N (typ.)
Voltage of relay coil

24 Vdc $\pm 20\%$ (19.2...28.8 V)	230 Vac $\pm 10\%$ (207...253 V)
6.6 mAdc $\pm 10\%$	7.6 mA $\pm 15\%$
160 mW $\pm 10\%$	1.55 VA $\pm 15\%$
15.4 V / 4 mA	103 V / 5 mA
6.5 V / 1.2 mA	49 V / 2.5 mA
Green LED	Green LED
6.6 ms	13 ms
5.8 ms	11 ms
24 V	24 V

230 Vac $\pm 10\%$ (207...253 V)	7.6 mA $\pm 15\%$
1.55 VA $\pm 15\%$	103 V / 5 mA
49 V / 2.5 mA	Green LED
13 ms	11 ms
11 ms	24 V
24 V	

Functionality

Operating indication
Reverse polarity protection
Free wheel diode

yes	yes
yes	-
yes	-

yes	-
-	-
-	-

Output

Switching voltage
ac: continuous current/switching power (see derating diagram)
Switch-on current
dc: Continuous current/switching power
Min. braking capacity (reference value)
Contact material
Mechanical service life
Max. switching frequency at nominal voltage

1 changeover contact	1 changeover contact
250 Vac acc. to VDE	250 V ~ acc. to VDE
240 Vac acc. to UL/CSA	240 V ~ acc. to UL/CSA
max. 6 A / max. 1500 VA	max. 6 A / max. 1500 VA
max. 6 A	max. 6 A
see limit diagram	see limit diagram
12 V / 10 mA 1)	12 V / 10 mA 1)
AgSnO 5µm Au	AgSnO 5µm Au
20 x 10 ⁶ switching operations	20 x 10 ⁶ switching operations
0.1 Hz	0.1 Hz

1 changeover contact	see limit diagram
250 V ~ acc. to VDE	12 V / 10 mA 1)
240 V ~ acc. to UL/CSA	AgSnO 5µm Au
max. 6 A / max. 1500 VA	20 x 10 ⁶ switching operations
max. 6 A	0.1 Hz
see limit diagram	
12 V / 10 mA 1)	
AgSnO 5µm Au	
20 x 10 ⁶ switching operations	
0.1 Hz	

Ambient temperature
Storage temperature
Climate

-25 °C...+50 °C	-25 °C...+50 °C
-40 °C...+60 °C	-40 °C...+60 °C
40 °C / 93 % rel. humidity, no condensation	40 °C / 93 % rel. humidity, no condensation

-25 °C...+50 °C	-40 °C...+60 °C
-40 °C...+60 °C	40 °C / 93 % rel. humidity, no condensation
40 °C / 93 % rel. humidity, no condensation	

Approvals

CE

CE

Insulation coordination acc. to EN 50178


Rated voltage
Rated impulse voltage
Overvoltage category
Pollution severity
Insulation coord.- and voltage proof, input/output mounting rail
Achieved clearances and creepage distances

300 V	4 kV
4 kV	III
III	2
2	4 kV _{eff} / 1 min
4 kV _{eff} / 1 min	≥ 5.5 mm
≥ 5.5 mm	

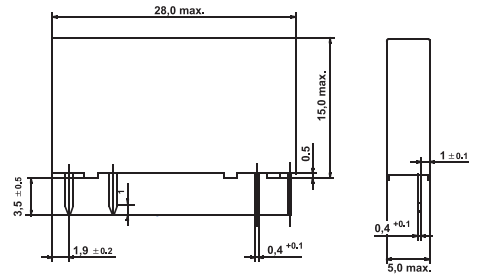
300 V	4 kV
4 kV	III
III	2
2	4 kV _{eff} / 1 min
4 kV _{eff} / 1 min	≥ 5.5 mm
≥ 5.5 mm	

1) recommended load: µW to 0.25 W (depending from the load composition)
at 2.5 W the gold plate will last for app. 20,000 switching operations

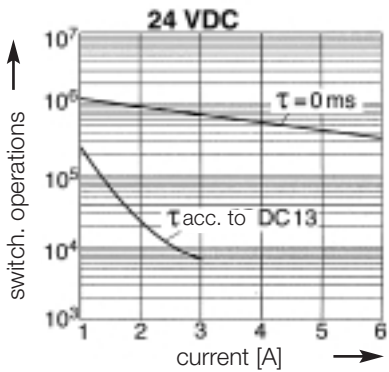
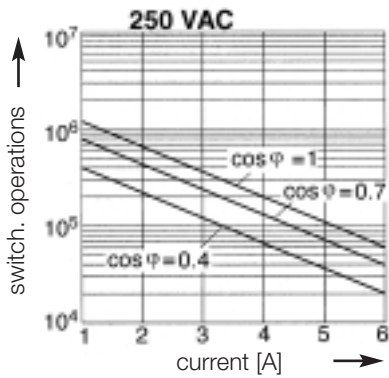
Pluggable Relays



Dimensions



Contact service life
Material AgSnO₂



Pluggable relay

Coil voltage 5 V, 1 changeover contact
Coil voltage 12 V, 1 changeover contact
Coil voltage 24 V, 1 changeover contact
Coil voltage 48 V, 1 changeover contact
Coil voltage 60 V, 1 changeover contact
Coil voltage 24 V, 1 changeover contact, 5 μAU
Coil voltage 60 V, 1 changeover contact, 5 μAU

Type NAIS APE...	Cat. No.	Qty.
... 30005V	4061580000	20
... 30012V	4061610000	20
... 30024V	4060120000	20
... 30048V	4061620000	20
... 30060V	4061630000	20
... 30124V	4061590000	20
... 30160V	4061600000	20

Technical data (of relay manufacturer)

Contact number and type
Contact version
Switching current
Switching voltage / max. Switching voltage
Braking capacity
Contact material / recommended min. load
Typ. bounce time NO contact
Typ. bounce time normally closed contact

1 changeover contact
Single contact
6 A
300 Vdc / 400 Vac
1500 VA
AgSnO ₂ 12 V, 100 mA
AgSnO ₂ 5μ Au 12 V, 10 mA 1)
1 ms
5 ms

Miscellaneous data

Flammability class UL
Ambient temperature
Max. switching operations with rated load / without load
Response / drop out time
Bounce time NO contact / normally closed contact
Protection class Housing
For further data see also

V-0
-40 ... +85 °C
6/1200 switching operations per minute
5 / 2.5 ms
1.5 / 5 ms
IP 67
www.matsushita.de

1) recommended load: μW to 0.25 W (depending from the load composition)
at 2.5 W the gold plate will last for app. 20,000 switching operations

Opto- couplers in terminal block format

MICROOPTO MOS/MOZ

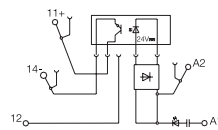
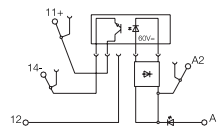
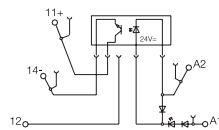
MOS 24 Vdc
MOZ 24 Vdc

MOS 120 Vuc
MOZ 120 Vuc

MOS 230 Vac
MOZ 230 Vac



Block diagram



Ordering data

Screw clamp version

Type	Cat. No.	VPE
MOS 24 Vdc/24 Vdc 0.1 A	8607340000	10

Type	Cat. No.	VPE
MOS 120 Vuc/24 Vdc 0.1 A	8607690000	10

Type	Cat. No.	VPE
MOS 230 Vac/24 Vdc 0.1 A	8607710000	10

Tension clamp version

MOZ 24 Vdc/24 Vdc 0.1 A	8607360000	10
-------------------------	-------------------	-----------

MOZ 120 Vuc/24 Vdc 0.1 A	8607730000	10
--------------------------	-------------------	-----------

MOZ 230 Vac/24 Vdc 0.1 A	8607750000	10
--------------------------	-------------------	-----------

Technical data

Input

Input voltage

24 Vdc \pm 20%

120 Vuc + 10/-15%

230 Vac \pm 10%

Input current dc

5.7 mA \pm 10%

2.8 mAdc (2.5 mA... 3.1 mA)

3.4 mA \pm 10%

Input current ac

140 mW \pm 10%

3.4 mAac (2.8 mA... 4 mA)

7.4 mA + 10%

Input power dc

140 mW \pm 10%

340 mW \pm 20%

1.7 VA + 20%

Input power ac

typ. 15 V/3.5 mA

0.4 VA + 20%

1.7 VA + 20%

Switch- on point dc

typ. 67 V/0.9 mA

typ. 69 V/1.4 mA

typ. 78 V/3.1 mA

Switch- on point ac

typ. 15 V/3.5 mA

typ. 63 V/0.76 mA

typ. 77 V/3.0 mA

Switch- off point dc

24 V

60 V

24 V

Switch- off point ac

Voltage of Solid State Relays

Functionality

Status indicator

LED green

LED green

LED green

reverse- connect protection

Diode

Rectifier

Rectifier

free- wheeling diode

yes

Rectifier

Rectifier

Output

Switching voltage

Bipolarer Transistor

Bipolarer Transistor

Bipolarer Transistor

continuous current/ switching capacity

3 V...48 Vdc

3 V...48 Vdc

3 V...48 Vdc

On state voltage drop

max. 0.1 A

max. 0.1 A

max. 0.1 A

Response time

max. 1V

max. 1V

max. 1V

Open time

<35 μ s

<6.5 ms

<6.5 ms

max. switching frequency at nom. load

<355 μ s

<10 ms

<10 ms

300 Hz

10 Hz

10 Hz

Attention

A free- wheeling diode at the load protects the output circuit efficiently

A free- wheeling diode at the load protects the output circuit efficiently

A free- wheeling diode at the load protects the output circuit efficiently

Insulation coordination/ safe isolation acc to EN 50178, 04/98

Rated voltage

300 V

300 V

300 V

Rated surge voltage

4 kV

4 kV

4 kV

Overtoltage category

III

III

III

Pollution degree

2

2

2

Voltage proof I/ O to mounting rail

\geq 5.5mm

\geq 5.5mm

\geq 5.5mm

Achieved clearance and creepage distance

2.5 kV_{eff}

2.5 kV_{eff}

2.5 kV_{eff}

General data

Ambient temperature

-25...+50 °C

-25...+50 °C

-25...+50 °C

Storage temperature

-40 °C...+60 °C

-40 °C...+60 °C

-40 °C...+60 °C

Operation conditions

40 °C / 93 % rel. humidity, without dewing

40 °C / 93 % rel. humidity, without dewing

40 °C / 93 % rel. humidity, without dewing

Approvals

CE cRU_{US}

CE cRU_{US}

CE cRU_{US}

*TU 20 °C

Opto- couplers in terminal block format

MICROOPTO MOS/MOZ

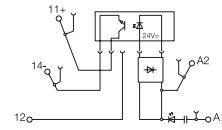
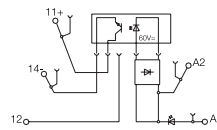
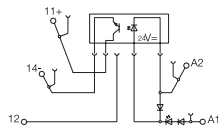
MOS 24 Vdc
MOZ 24 Vdc

MOS 120 Vuc
MOZ 120 Vuc

MOS 230 Vac
MOZ 230 Vac



Block diagram



Ordering data

Screw clamp version

Type	Cat. No.	VPE
MOS 24 Vdc/24 Vdc 2 A	8607350000	10

Type	Cat. No.	VPE
MOS 120 Vuc/24 Vdc 2 A	8607700000	10

Type	Cat. No.	VPE
MOS 230 Vac/24 Vdc 2 A	8607720000	10

Tension clamp version

MOZ 24 Vdc/24 Vdc 2 A	8607370000	10
-----------------------	-------------------	-----------

MOZ 120 Vuc/24 Vdc 2 A	8607740000	10
------------------------	-------------------	-----------

MOZ 230 Vac/24 Vdc 2 A	8607760000	10
------------------------	-------------------	-----------

Technical data*

Input

Input voltage	24 Vdc ± 20%
Input current dc	5.7 mA ± 10%
Input current ac	
Input power dc	140 mW ± 10%
Input power ac	
Switch- on point dc	typ. 15 V/3.5 mA
Switch- on point ac	
Switch- off point dc	typ. 15 V/3.5 mA
Switch- off point ac	
Voltage of Solid State Relays	24 V

Type	MOS-FET
Input voltage	3 V...33 Vdc
Input current dc	max. 2 A
Input current ac	15 A (10ms)
Input power dc	max. 120 mW
Input power ac	
Switch- on point dc	<55 us
Switch- on point ac	<1.2 ms
Switch- off point dc	300 Hz
Switch- off point ac	

Type	MOS-FET
Input voltage	120 Vuc + 10/-15%
Input current dc	2.8 mAdc (2.5mA...3.1mA)
Input current ac	3.4 mAac (2.8mA...4mA)
Input power dc	340 mW ± 20%
Input power ac	0.4 VA + 20%
Switch- on point dc	typ. 67V/0.9mA
Switch- on point ac	typ. 69V/1.4mA
Switch- off point dc	typ. 63V/0.76mA
Switch- off point ac	typ. 64V/0.86mA
Voltage of Solid State Relays	60 V

Type	MOS-FET
Input voltage	230 Vac ± 10%
Input current dc	
Input current ac	7.4 mA + 10%
Input power dc	
Input power ac	1.7 VA + 20%
Switch- on point dc	typ. 130 V/4.9 mA
Switch- on point ac	
Switch- off point dc	typ. 126 V/4.8 mA
Switch- off point ac	
Voltage of Solid State Relays	24 V

Functionality

Status indicator	LED green
reverse- connect protection	Diode
free- wheeling diode	yes

Status indicator	LED green
reverse- connect protection	Diode
free- wheeling diode	yes

Status indicator	LED green
reverse- connect protection	Rectifier
free- wheeling diode	Rectifier

Status indicator	LED green
reverse- connect protection	Rectifier
free- wheeling diode	Rectifier

Output

Switching voltage	3 V...33 Vdc
continuous current/ switching capacity	max. 2 A
switch-on current	15 A (10ms)
On state voltage drop	max. 120 mV
Response time	<6.5 ms
Open time	<10 ms
max. switching frequency at nom. load	10 Hz

Switching voltage	3 V...33 Vdc
continuous current/ switching capacity	max. 2 A
switch-on current	15 A (10ms)
On state voltage drop	max. 120 mV
Response time	<6.5 ms
Open time	<10 ms
max. switching frequency at nom. load	10 Hz

Switching voltage	3 V...33 Vdc
continuous current/ switching capacity	max. 2 A
switch-on current	15 A (10ms)
On state voltage drop	max. 120 mV
Response time	<6.5 ms
Open time	<10 ms
max. switching frequency at nom. load	10 Hz

Switching voltage	3 V...33 Vdc
continuous current/ switching capacity	max. 2 A
switch-on current	15 A (10ms)
On state voltage drop	max. 120 mV
Response time	<6.5 ms
Open time	<10 ms
max. switching frequency at nom. load	10 Hz

Attention

A free- wheeling diode at the load protects the output circuit efficiently

A free- wheeling diode at the load protects the output circuit efficiently

A free- wheeling diode at the load protects the output circuit efficiently

Insulation coordination/ safe isolation acc to EN 50178, 04/98

Rated voltage	300 V
Rated surge voltage	4 kV
Overtoltage category	III
Pollution degree	2
Voltage proof I/ O to mounting rail	≥ 5.5mm
Achieved clearance andcreepage distance	2.5 kV _{eff}

Rated voltage	300 V
Rated surge voltage	4 kV
Overtoltage category	III
Pollution degree	2
Voltage proof I/ O to mounting rail	≥ 5.5mm
Achieved clearance andcreepage distance	2.5 kV _{eff}

Rated voltage	300 V
Rated surge voltage	4 kV
Overtoltage category	III
Pollution degree	2
Voltage proof I/ O to mounting rail	≥ 5.5mm
Achieved clearance andcreepage distance	2.5 kV _{eff}

Rated voltage	300 V
Rated surge voltage	4 kV
Overtoltage category	III
Pollution degree	2
Voltage proof I/ O to mounting rail	≥ 5.5mm
Achieved clearance andcreepage distance	2.5 kV _{eff}

General data

Ambient temperature	-25...+50 °C
Storage temperature	-40 °C...+60 °C
Operation conditions	40 °C / 93 % rel. humidity, without dewing

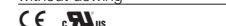
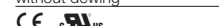
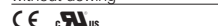
Ambient temperature	-25...+50 °C
Storage temperature	-40 °C...+60 °C
Operation conditions	40 °C / 93 % rel. humidity, without dewing

Ambient temperature	-25...+50 °C
Storage temperature	-40 °C...+60 °C
Operation conditions	40 °C / 93 % rel. humidity, without dewing

Ambient temperature	-25...+50 °C
Storage temperature	-40 °C...+60 °C
Operation conditions	40 °C / 93 % rel. humidity, without dewing

Approvals

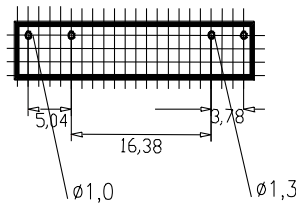
*TU 20 °C



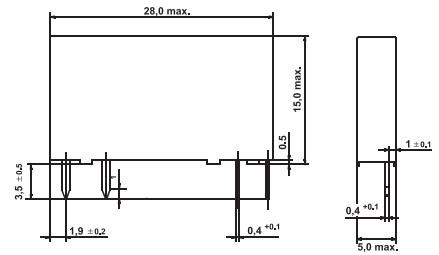
Plugable Solid-State-Relay



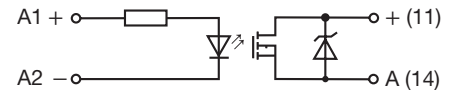
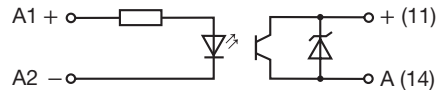
Print figure



Dimensions



Schematic circuit diagram



Ordering data

SSS Relays ...

Type Cat. No.
...24V / 24V 0.1Adc
4061180000

Type Cat. No.
...60V / 24V 0.1Adc
4061230000

Type Cat. No.
...24V / 24V 2Adc
4061190000

Type Cat. No.
...60V / 24V 2Adc
4061200000

Technical data*

	4061180000	4061230000	4061190000	4061200000
Input				
Minimum Control Voltage	16Vdc	52 Vdc	18 Vdc	35 Vdc
Nominal Control Voltage	24Vdc	60 Vdc	24 Vdc	60 Vdc
Maximum Control Voltage	30 Vdc	72 Vdc	30 Vdc	72 Vdc
Control Current @ U _N =24V	7 mA ± 10%	2.8 mA ± 10%	7 mA ± 10%	3 mA ± 10%
Release Voltage	10 Vdc	40 Vdc	10 Vdc	20 Vdc
Control Circuit Resistance	ca. 4 kOhm	ca. 20 kOhm	ca. 3.2 kOhm	ca. 16 kOhm
Output				
Load voltage	Bipolarer Transistor 3...48 Vdc	Bipolarer Transistor 3...48 Vdc	MOS-FET 3...33 Vdc	MOS-FET 3...33 Vdc
switching/continuous current @ U _A >5Vdc	100 mA	100 mA	2 A	2 A
On State Voltage Drop	<1 Vdc	<1 Vdc	<120 mVdc	<120 mVdc
Isolation				
Dielectric Strength between Input / Output	2.5 kV	2.5 kV	2.5 kV	2.5 kV
Further technical data				
Operating temperature range	-20 °C...+60 °C	-20 °C...+60 °C	-20 °C...+60 °C	-20 °C...+60 °C
Storage Temperature	-40 °C...+70 °C	-40 °C...+70 °C	-40 °C...+70 °C	-40 °C...+70 °C
Weight	3.65 g	3.65 g	3.65 g	3.65 g
Approvals				
*TU 20 °C				

For further data see <http://em.tycoelectronics.com>

Advantages of the PLUGSERIES

The concept

PLUGSERIES is a product range for digital switching applications in industrial / process and building automation. The basis is an universal, socket base that is snapped on to mounting rails. Electromechanical and solid-state relays from different manufacturers can be combined to make complete functional units. The relay couplers **PLUGRELAY** can switch high-power ratings with up to 4 kVA of resistive loads. The solid-state relays **PLUGOPTO** are suitable for AC and DC applications.

Easy to plug in relays

Choice of connection technology: screw or tension clamp

Robustly designed retaining and release clip

Relays with one or two changeover contacts

Solid-state relays for AC and DC applications

Cross-connections reduce wiring

Cost saving

Service-friendly modular system

Pluggable LED indicators with free-wheeling diode

RC-combination to reduce influences of long wiring

Status indicators

Weidmüller gives you the option of simply plugging an LED indicator with free-wheeling diode or RC combination on to the relay socket.



Cross-connection

Housings from the same range can be connected via cross-connections so that the input potential and the root contact can be bridged from one module to another.



Contact material

Allround flexibility is achieved by the choice of materials for the contacts. The RT relay used in the relay couplers of the **PLUGSERIES** PRS/PRZ are fitted with gold-flashed AgNi contacts. Relays with hard gold-plated contacts are optionally available for switching low power ratings.

Securely mounted

The retaining and release clip guarantees that the relay is securely mounted. It ensures that the relay can be quickly ejected when servicing is required. It is universally suitable for relays with standardised heights of 15.7 mm or 25.5 mm.



Connection


The greatest possible flexibility when it comes to wiring. The relay sockets are the heart of the range of relay couplers and optocouplers. The couplers are optionally available with screw or tension clamp technology.

Modular principle


The **PLUGSERIES** is particularly service friendly. Commercially available relays can simply be plugged in, retaining and release clips guarantee that the modules are securely mounted, LED indicators with free-wheeling diodes can simply be plugged. The distinguishing features of the **PLUGSERIES** is its economical price and fully developed product technology.

Optoelectronic switching < 4 kV eff >

The **PLUGSERIES** offers solid-state relays for AC and DC applications. Currents up to 5 A at 24 V DC and 4 A at 230 V AC can be safely switched.



Relay coupler PLUGRELAY



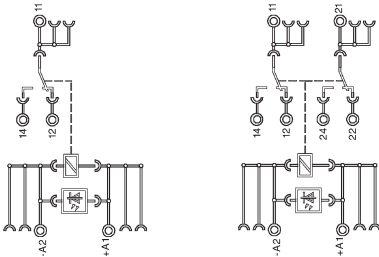
PRZ/PRS



PRZ/PRS



PRS/PRZ xxx 1CO PRS/PRZ xxx 2CO



- Modular system comprising:
 - Relay socket for mounting rails
 - LED indicator unit / RC combination
 - retaining clip
 - pluggable relay
 - marker
- Independent connection technology: screw or tension clamp technology
- Compatible with low power relays type RT / Standard with 1 or 2 CO contacts
- Coil and root-contacts cross-connectable with cross-connection type ZQV 2.5 N
- Available as complete module or as spare parts

DC-Version

Type/Version	Cat. No.	Qty.
Screw connection		
PRS 12Vdc LD 1CO	8536471001	10
PRS 12Vdc LD 2CO	8536501001	10
PRS 24Vdc LD 1CO	8530621001	10
PRS 24Vdc LD 2CO	8530631001	10
PRS 115Vdc LD 1CO	8536510000	10
PRS 115Vdc LD 2CO	8536520000	10
PRS 24Vdc LD 2CO SGR 282	8596000000	10
with gold-plated relay contacts:		
PRS 24Vdc LD 2CO AU	8561760000	10

Tension clamp connection

PRZ 12Vdc LD 1CO	8536571001	10
PRZ 12Vdc LD 2CO	8536591001	10
PRZ 24Vdc LD 1CO	8530691001	10
PRZ 24Vdc LD 2CO	8530701001	10
PRZ 115Vdc LD 1CO	8536610000	10
PRZ 115Vdc LD 2CO	8536630000	10
PRZ 24Vdc LD 2CO SGR 282	8595970000	10
with gold-plated relay contacts:		
PRZ 24Vdc LD 2CO AU	8552440000	10

Other variants on request

Technical data

Input voltage	12 V dc ... 24Vdc ... 115Vdc
Rated consumption, typ.	400 mW
Status indicator	pluggable LED-housing, green LED

Output

	1 CO / 2 CO contacts
Contact version	1 x CO / 2 x CO
Max. output voltage	250Vuc
Max. switching current	16A / 2 x 8A
Continuous current	10A
Rated breaking capacity	4kVA / 2 x 2kVA
Service life, mech.	30 x 10 ⁶

Input/output

Clearance and creepage path	> 8mm
Protective separation	DIN VDE 0106 T. 101
Dielectric strength	> 4 kV _{eff}
Insulation coordinates acc. to EN 50178	III / 2

Miscellaneous data

Ambient temperature	-40 °C ... +50 °C
Protection class	IP 20
Rated cross-section	0.5...2.5 mm ² (22 to 14 AWG)
Flammability class UL	V-0
Relay type	Schrack RT1 / RT2
Dimensions (w x h x l)	15.3 x 92 x 87/95 mm
Approvals	CE, UL recognized, cULus
Rail mounted	TS 35

Accessories

Cross-connection	
2-pole black	ZQV 2.5N/4-2 SW 1784270000 60
2-pole red	ZQV 2.5N/4-2 RT 1784280000 60
2-pole blue	ZQV 2.5N/4-2 BL 1784290000 60

Marking tags

WS 10/5	1060860000
WS 15/5	1609880000

AC-Version

Type/Version	Cat. No.	Qty.
Screw connection		
PRS 24Vac LD 1CO	8536530000	10
PRS 24Vac LD 2CO	8536560000	10
PRS 120Vac LD 1CO	8530641001	10
PRS 120Vac LD 2CO	8530661001	10
PRS 230Vac LD 1CO	8530671001	10
PRS 230Vac LD 2CO	8530681001	10
with gold-plated relay contacts:		
PRS 120Vac LD 2CO AU	8595960000	10
PRS 230Vac LD 2CO AU	8595990000	10

Tension clamp connection

PRZ 24Vac LD 1CO	8536651001	10
PRZ 24Vac LD 2CO	8536681001	10
PRZ 120Vac LD 1CO	8530710000	10
PRZ 120Vac LD 2CO	8530720000	10
PRZ 230Vac LD 1CO	8530731001	10
PRZ 230Vac LD 2CO	8530741001	10
with gold-plated relay contacts:		
PRZ 120Vac LD 2CO AU	8575940000	10
PRZ 230Vac LD 2CO AU	8575950000	10

Other variants on request

Technical data

Input voltage	24Vac ... 120Vac ... 230Vac
Rated consumption, typ.	0.75 VA
Status indicator	pluggable LED-housing, green LED

Output

	1 CO / 2 CO contacts
Contact version	1 x CO / 2 x CO
Max. output voltage	250 Vuc
Max. switching current	16A / 2 x 8A
Continuous current	10A
Rated breaking capacity	4kVA / 2 x 2kVA
Service life, mech.	5 x 10 ⁶

Input/output

Clearance and creepage path	> 8mm
Protective separation	DIN VDE 0106 T. 101
Dielectric strength	> 4kV eff
Insulation coordinates acc. to EN 50178	III / 2

Miscellaneous data

Ambient temperature	-40°C ... +50°C
Protection class	IP 20
Rated cross-section 0.5 mm ²	0.5...2.5mm ² (22 to 14 AWG)
Flammability class UL	V-0
Relay type	Schrack RT1 / RT2
Dimensions (w x h x l)	15.3 x 92 x 87/95 mm
Approvals	CE, UL recognized, cULus
Rail mounted	TS 35

Accessories

Cross-connection	
2-pole black	ZQV 2.5N/4-2 SW 1784270000 60
2-pole red	ZQV 2.5N/4-2 RT 1784280000 60
2-pole blue	ZQV 2.5N/4-2 BL 1784290000 60

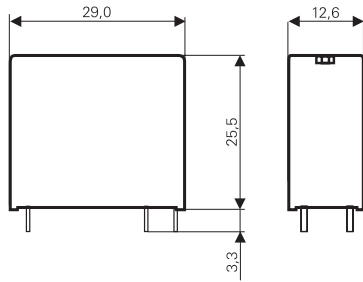
Marking tags

WS 10/5	1060860000
WS 15/5	1609880000


Relay coupler PLUGRELAY

Accessories Pluggable relay types

Dimensions for RP 3SL



RP 3SL Relays for high inrush current



ELESTA SGR Relays with test button



Pluggable relay

24 Vdc 1 changeover contact with test button

24 Vdc 2 changeover contacts with test button

24 Vdc 1 normally-open contact

Technical data

Contact number and type

Contact material

Switching current

Peak inrush current

Switching voltage

Breaking capacity

Min. switching current / breaking capacity

Rated consumption

Dielectric strength coil / contact

Response / drop out time: DC coil

Bounce time NO contact/NC contact

Mechanical service life: DC coil

Miscellaneous data

Protection class

Flammability class UL

Ambient temperature DC coil

Weight

Approvals

Type **Schrack RP 3SL** Cat. No. Qty.

RP3SL 24 Vdc 1NO **8588510000** 20

1 normally-open contact

AgSnO₂

25 A

120 A / 20 ms

250 V

4 kVA

500 mW

4 kV

typ. 8/2 ms

typ. 2 ms

30 x 10⁶ switching operations

IP 40

-40°C ... +70°C

18 g



Type **ELESTA SGR** Cat. No. Qty.

SGR 662 24 Vdc T **8550510000** 10

SGR 282 24 Vdc T **8550520000** 10

2 changeover contacts with test button

AgCuNi

16 A 1Co/2 x 8 A 2Co

250 Vac

4 kVA

10 mA / 100 mW

500 mW

5 kV

typ. 10/3 ms

typ. 0.5/5 ms

> 30 x 10⁶ switching operations

IP 40

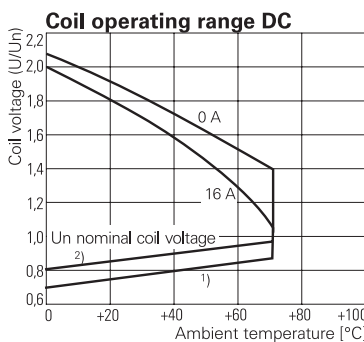
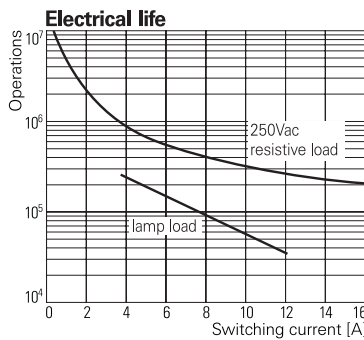
V-1

-25°C ... +70°C

20 g



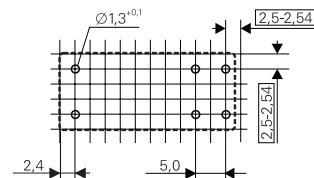
Power relay RP 3SL



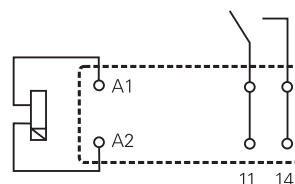
Contact service life

Type	Load	switch. oper.	Regulation
RP3SL	12 A, 250 V~, cosφ=1	3x10 ⁵	
RP3SL	TV 8	25x10 ³	UL 508
RP3SL	2500 W, 230 V~, halogene lamps	>10 ⁴	
RP3SL	1000 W, 250 V~, glow lamps	2.3x10 ⁵	
RP3SL	3000 W, 250 V~, glow lamps	3.6x10 ⁴	
RP3SL	1500 VA, fluorescent tubes 163 μF	10 ⁴	

Print figure / Relay type RP 3SL



Circuit diagram / Relay type RP 3SL



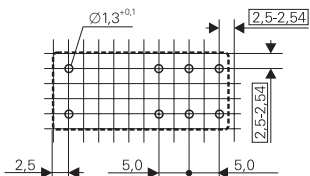
Relay coupler PLUGRELAY

Accessories Pluggable relay types

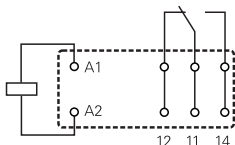
SCHRACK RT1 1 changeover contact



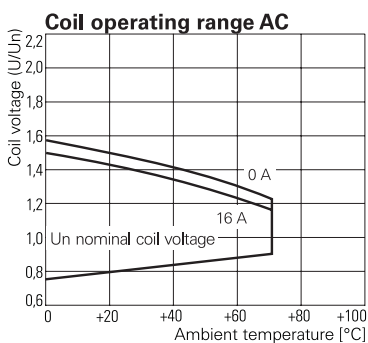
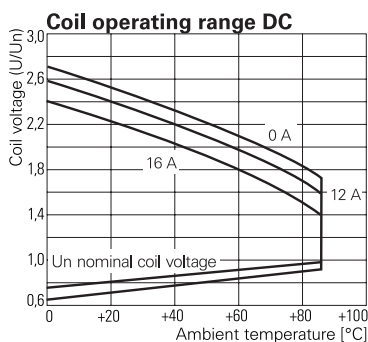
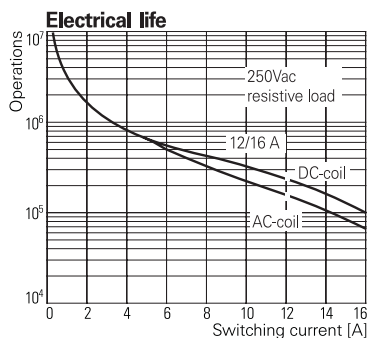
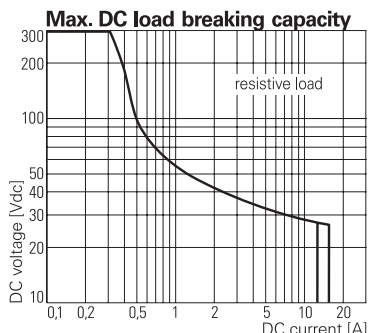
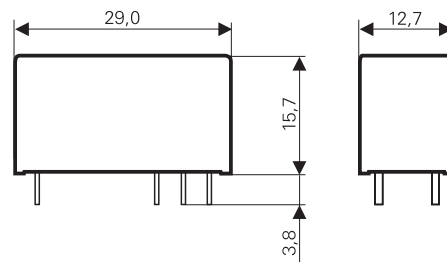
Print figure



circuit diagram



Dimensions



Pluggable relay
12 Vdc 1 changeover contact
24 Vdc 1 changeover contact
24 Vdc 1 changeover contact AU
48 Vdc 1 changeover contact
110 Vdc 1 changeover contact
110 Vdc 1 changeover contact AU
24 Vac 1 changeover contact
115 Vac 1 changeover contact
115 Vac 1 changeover contact AU
230 Vac 1 changeover contact
230 Vac 1 changeover contact AU

Type Schrack RT	Cat. No.	Qty.
RT 314012	4058470000	20
RT 314024	4058480000	20
RT 315024	4058490000	20
RT 314048	4058740000	20
RT 314110	4058500000	20
RT 315110	4065800000	20
RT 315524	4058510000	20
RT 314615	4058520000	20
RT 315615	4058530000	20
RT 314730	4058540000	20
RT 315730	4058550000	20

Technical data

Contact number and type	1 changeover contact
Contact material	AgNi 90/10, AgNi 0.15 htv
Switching current	16 A 1Co
Switching voltage	250 V ac
Breaking capacity	4 kVA
Min. switching current / breaking capacity	10 mA /100 mW
Min. breaking capacity AU contact	40 μW
Rated consumption	400 mW dc/0.75 VA ac
Dielectric strength coil / contact	5 kV
Response / drop out time:	DC coil typ. 7/3 ms AC coil 9/45 ms
Bounce time NO contact/NC contact	typ. 1/3 ms
Mechanical service life:	DC coil > 30 x 10 ⁶ switching operations AC coil > 10 x 10 ⁶ switching operations
Breaking capacity	1-pole DC 13 1.25A, L/R = 80 ms 2.3 x 10 ⁶ 2-pole DC 13 1.25A, L/R = 80 ms 2.8 x 10 ⁶ 2-pole AC 15 1.2A, cosL/R = 0.3 6050x

Miscellaneous data

Protection class	IP 40
Flammability class UL	V-0
Ambient temperature	DC coil -40°C ... +85°C AC coil -40°C ... +70°C
Weight	14 g
Approvals	UL, CE, RoHS, BEAB

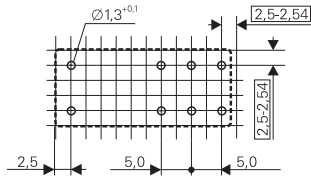
Relay coupler PLUGRELAY

Accessories Pluggable relay types

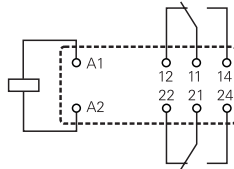
SCHRACK RT2 2 changeover contacts



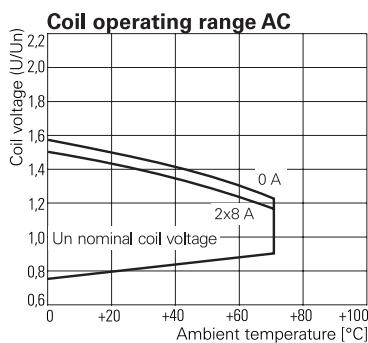
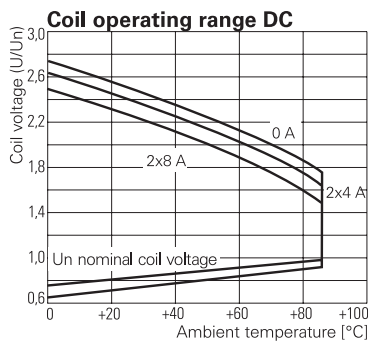
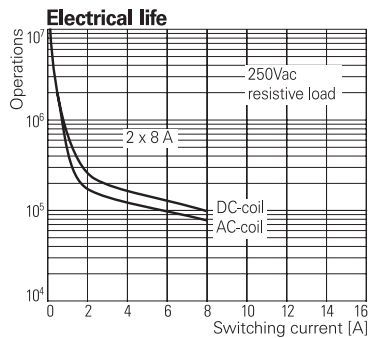
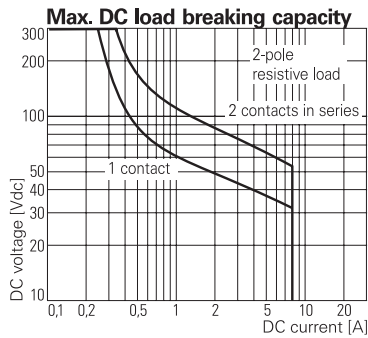
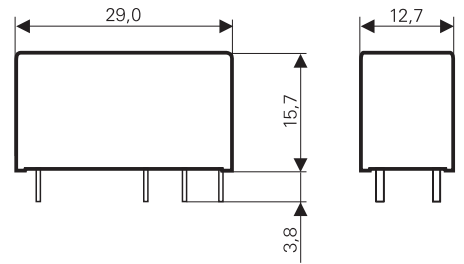
Print figure



circuit diagram



Dimensions



Pluggable relay	Type Schrack RT	Cat. No.	Qty.
12 Vdc 2 changeover contacts	RT 424012	4058560000	20
24 Vdc 2 changeover contacts	RT 424024	4058570000	20
24 Vdc 2 changeover contacts AU	RT 425024	4058580000	20
48 Vdc 2 changeover contacts	RT 424048	4058750000	20
60 Vdc 2 changeover contacts	RT 424060	4058760000	20
110 Vdc 2 changeover contacts	RT 424110	4058590000	20
24 Vac 2 changeover contacts	RT 424524	4058600000	20
115 Vac 2 changeover contacts	RT 424615	4058610000	20
115 Vac 2 changeover contacts AU	RT 425615	4058620000	20
230 Vac 2 changeover contacts	RT 424730	4058630000	20
230 Vac 2 changeover contacts AU	RT 425730	4058640000	20

Technical data


Contact number and type	2 changeover contacts	
Contact material	AgNi 90/10, AgNi 0.15 htv	
Switching current	2 x 8 A 2Co	
Switching voltage	250 V ac	
Breaking capacity	4 kVA	
Min. switching current / breaking capacity	10 mA / 100 mW	
Min. breaking capacity AU contact	40 µW	
Rated consumption	400 mW dc/0.75 VA ac	
Dielectric strength coil / contact	DC coil	5 kV
	AC coil	typ. 7/3 ms
Response / drop out time:	DC coil	9/45 ms
	AC coil	typ. 1/3 ms
Bounce time NO contact/NC contact		> 30 x 10 ⁶ switching operations
Mechanical service life:	DC coil	> 5 x 10 ⁶ switching operations
	AC coil	1,25A, L/R = 80 ms 2.3 x 10 ⁶
Breaking capacity	1-pole DC 13	1,25A, L/R = 80 ms 2.8 x 10 ⁶
	2-pole DC 13	1,2A, cosL/R = 0.3 6050x
	2-pole AC 15	

Miscellaneous data

Protection class	IP 40	
Flammability class UL	V-0	
Ambient temperature	DC coil	-40°C ... +85°C
	AC coil	-40°C ... +70°C
Weight	14 g	
Approvals	UL, CE, BEAB	

Solid State Relays PLUGOPTO

Complete module



- Modular principle
 - rail mounted relay socket
 - LED indication unit
 - retaining clip
 - pluggable Solid State Relay
 - marker
- Flexible wiring technology: screw or tension clamp connection
- Control voltage 24 Vdc, 24 Vac
- Cross-connection of control and switching circuits
- Available as complete module or spare parts
- Zero voltage switching

Cat. No.	Type	input voltage	switching voltage	max. switching current	Qty.
Screw connection					
POS 24VDC/24VDC 2.5A	8610840000	24 Vdc	24 Vdc	2.5 A	10
POS 24VDC/230VAC 2.0A	8610860000	24 Vdc	230 Vac	2.0 A	10
POS 24VDC/24VUC 1.0A	8610890000	24 Vdc	24 Vuc	1.0 A	10
POS 24VDC/24VDC 5.0A	8610900000	24 Vdc	24 Vdc	5.0 A	10
POS 24VDC/230VAC 4.0A	8610910000	24 Vdc	230 Vac	4.0 A	10
Tension clamp connection					
POS 24VAC/24VDC 2.5A	8615600000	24 Vac	24 Vdc	2.5 A	10
POS 24VAC/24VDC 5.0A	8615620000	24 Vac	24 Vdc	5.0 A	10
POS 24VAC/230VAC 4.0A	8615580000	24 Vac	230 Vac	4.0 A	10
Other variants on request					
Tension clamp connection					
POZ 24VDC/24VDC 2.5A	8610920000	24 Vdc	24 Vdc	2.5 A	10
POZ 24VDC/230VAC 2.0A	8610930000	24 Vdc	230 Vac	2.0 A	10
POZ 24VDC/24VUC 1.0A	8610960000	24 Vdc	24 Vuc	1.0 A	10
POZ 24VDC/24VDC 5.0A	8610970000	24 Vdc	24 Vdc	5.0 A	10
POZ 24VDC/230VAC 4.0A	8610980000	24 Vdc	230 Vac	4.0 A	10
Other variants on request					
POZ 24VAC/24VDC 2.5A	8615640000	24 Vac	24 Vdc	2.5 A	10
POZ 24VAC/24VDC 5.0A	8615650000	24 Vac	24 Vdc	5.0 A	10
POZ 24VAC/230VAC 4.0A	8615630000	24 Vac	230 Vac	4.0 A	10

DC version

Technical data	
Input (typical values at 20 °C)	
Input voltage min. AC/DC	15 V
Input voltage max. AC/DC	30 V
Input current min. AC/DC	6.1 mA
Input current max. AC/DC	12 mA
Drop out voltage AC/DC	2.5 V
Resistance	2.1 kΩ
Input/output	
Coupling	SSR
Electrical strength in-/output	2.5 kV _{eff}
Output	
technical data	
see page 21 and 22	
Further technical data	
Ambient temperature	-40°C ... +50°C
Protection class	IP 20
Rated connection	0.5...2.5mm ²
Relay type	Celduc SSR
Dimensions (w x h x l)	15.3 x 92 x 87/95 mm
Approvals	CE RoHS recognized, cRoHS
Rail mounted	TS 35
Accessories	
Cross-connection	
2-pole black	ZQV 2.5N/4-2 SW 1784270000 60
2-pole red	ZQV 2.5N/4-2 RT 1784280000 60
2-pole blue	ZQV 2.5N/4-2 BL 1784290000 60
Marking tags	
WS 10/5	1060860000
WS 15/5	1609880000

AC version

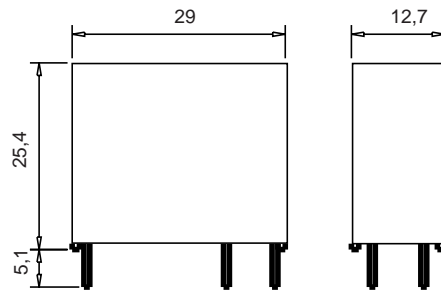
Technical data	
Input (typical values at 20 °C)	
Input voltage min. AC/DC	15 V
Input voltage max. AC/DC	30 V
Input current min. AC/DC	6.1 mA
Input current max. AC/DC	12 mA
Drop out voltage AC/DC	2.5 V
Resistance	2.1 kΩ
Input/output	
Coupling	SSR
Electrical strength in-/output	4 kV _{eff}
Output	
technical data	
see page 21 and 22	
Further technical data	
Ambient temperature	-40°C ... +50°C
Protection class	IP 20
Rated connection	0.5...2.5mm ²
Relay type	Celduc SSR
Dimensions (w x h x l)	15.3 x 92 x 87/95 mm
Approvals	CE RoHS recognized, cRoHS
Rail mounted	TS 35
Accessories	
Cross-connection	
2-pole black	ZQV 2.5N/4-2 SW 1784270000 60
2-pole red	ZQV 2.5N/4-2 RT 1784280000 60
2-pole blue	ZQV 2.5N/4-2 BL 1784290000 60
Marking tags	
WS 10/5	1060860000
WS 15/5	1609880000

Solid State Relays PLUGOPTO

Accessories SSR Standard

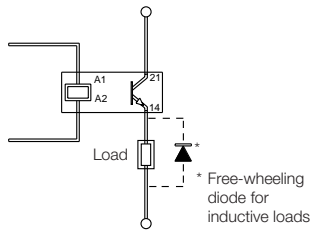


Dimensions

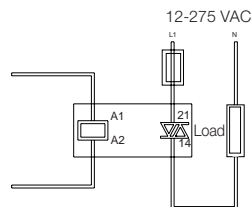


- Compact dimensions (29 x 25.4 x 12.7 mm)
- Combines to a complete functional unit with PLUGSERIES component housings PXS / PXZ, LED indicators PLED and retaining clip PRC
- Fully compatible with electromechanical standard relays
- Control voltage 24 VAC/DC
- Nominal switching voltage 24 VDC or 230 VAC
- Up to 5 A continuous current
- Suitable for mounting on printed-circuit boards or socket bases
- Optimum mounting density
- Zero voltage switching

DC version



AC version



Ordering data

SSR 24 VUC/24VDC 5A	8576350000
---------------------	-------------------

Technical data

Input (typical values at 20 °C)	
Input voltage min. AC/DC	15 V
Input voltage max. AC/DC	30 V
Input current min. AC/DC	6.1 mA
Input current max. AC/DC	12 mA
Drop-out voltage AC/DC	2.5 V
Resistance	2.1 kΩ

Output

Max. switching current DC	5 A
Max. switching current AC	
Min. switching current DC	1 mA
Min. switching current AC	
Nominal switching voltage DC	24 V
Nominal switching voltage AC	230 V ~
Switching-voltage range DC	0...30 V
Switching-voltage range AC	12...275 V
Max. on-state voltage at max. switching current DC	0.3 V
Max. on-state voltage at max. switching current AC	1.1 V
Max. make time DC	2 ms
Max. make time AC (50 Hz)	12 ms
Max. break time DC	18 ms
Max. break time AC (50 Hz)	20 ms

Isolation

Test voltage control circuit - switching circuit DC	2.5 kV _{eff}
Test voltage control circuit - switching circuit AC	4 kV _{eff}

Further technical data

Operating temperature range	-40 °C...+50 °C
Weight	approx 18 g
Approvals	recognized
Celduc	SPD07505

Ordering data

SSR 24 VUC/230VAC 4A	8576360000
----------------------	-------------------

DC version

Max. switching current DC	5 A
Max. switching current AC	
Min. switching current DC	1 mA
Min. switching current AC	
Nominal switching voltage DC	24 V
Nominal switching voltage AC	230 V ~
Switching-voltage range DC	0...30 V
Switching-voltage range AC	12...275 V
Max. on-state voltage at max. switching current DC	0.3 V
Max. on-state voltage at max. switching current AC	1.1 V
Max. make time DC	2 ms
Max. make time AC (50 Hz)	12 ms
Max. break time DC	18 ms
Max. break time AC (50 Hz)	20 ms

AC version

Max. switching current DC	
Max. switching current AC	3 A (4 A at 20 °C)
Min. switching current DC	
Min. switching current AC	50 mA
Nominal switching voltage DC	
Nominal switching voltage AC	230 V ~
Switching-voltage range DC	
Switching-voltage range AC	12...275 V
Max. on-state voltage at max. switching current DC	
Max. on-state voltage at max. switching current AC	1.1 V
Max. make time DC	
Max. make time AC (50 Hz)	12 ms
Max. break time DC	
Max. break time AC (50 Hz)	20 ms
Test voltage control circuit - switching circuit DC	2.5 kV _{eff}
Test voltage control circuit - switching circuit AC	4 kV _{eff}

Further technical data

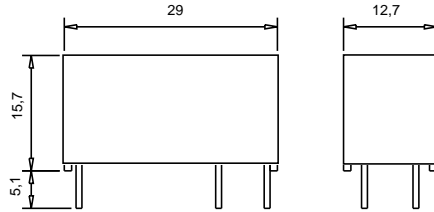
Operating temperature range	-40 °C...+50 °C
Weight	approx 18 g
Approvals	recognized
Celduc	SPA07420

Solid State Relays PLUGOPTO

Accessories SSR / RT

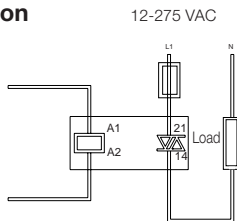


Dimensions

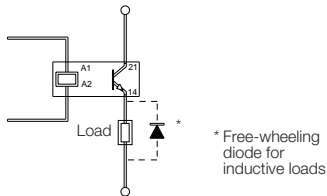


- Compact dimensions (29 x 15.7 x 12.7 mm)
- Combines to a complete unit with PLUGSERIES component housings PXS / PXZ, LED indicators PLED, and retaining clip PRC
- Fully compatible with electromechanical standard relay RT
- Control voltage 24 VAC/DC
- Nominal switching voltage 24 VDC, 24 VAC/DC or 230 VAC
- Up to 2.5 A continuous current
- Suitable for mounting on printed-circuit boards or socket bases
- Optimum mounting density
- Zero voltage switching

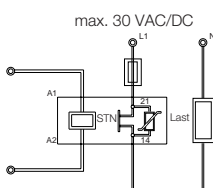
AC version



DC version



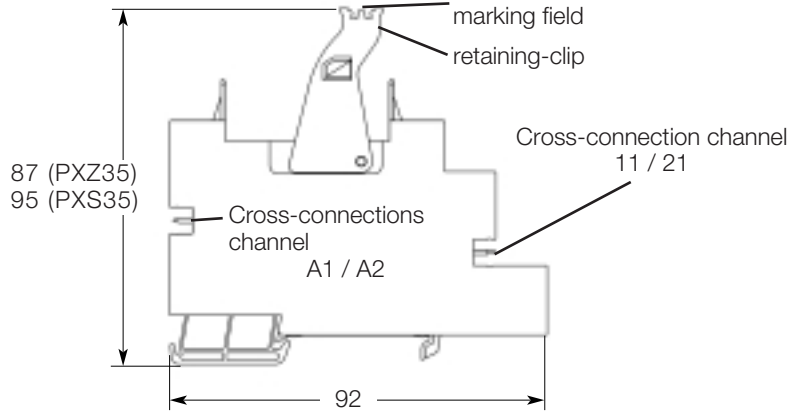
AC/DC version



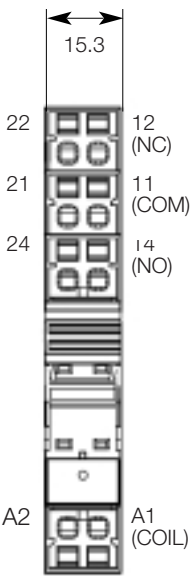
Ordering data	Type	Cat. No.	Type	Cat. No.	Type	Cat. No.
	SSR 24 VUC/24VDC 2.5A		SSR 24 VUC/230VAC 2A		SSR 24 VUC/24VUC 1A	
		8576340000		8576370000		8576380000
Technical data	DC version	AC version	AC/DC version			
Input						
(typical values at 20 °C)						
Input voltage min. AC/DC	15 V	15 V	15 V		15 V	
Input voltage max. AC/DC	30 V	30 V	30 V		30 V	
Input current min. AC/DC	6.1 mA	6.1 mA	6.1 mA		6.1 mA	
Input current max. AC/DC	12 mA	12 mA	12 mA		12 mA	
Drop-out voltage AC/DC	2.5 V	2.5 V	2.5 V		2.5 V	
Resistance	2.1 kΩ	2.1 kΩ	2.1 kΩ		2.1 kΩ	
Output						
Max. switching current DC	2.5 A					
Max. switching current AC		2 A				
Max. switching current AC/DC					1 A	
Min. switching current DC	1 mA					
Min. switching current AC		50 mA				
Min. switching current AC/DC					1 mA	
Nominal switching voltage DC	24 V					
Nominal switching voltage AC		230 V				
Nominal switching voltage AC/DC					24 V	
Switching-voltage range DC	0...30 V					
Switching-voltage range AC		12...275 V				
Switching-voltage range AC/DC					0...30 V	
Max. on-state voltage at max. switching current DC	0.5 V					
Max. on-state voltage at max. switching current AC		1 V				
Max. on-state voltage at max. switching current AC/DC					0.9 V	
Max. make time DC	2 ms					
Max. make time AC (50 Hz)		12 ms				
Max. make time AC/DC (50 Hz)					5 ms	
Max. break time DC	18 ms					
Max. break time AC (50 Hz)		20 ms				
Max. break time AC/DC (50 Hz)					12 ms	
Isolation						
Test voltage control circuit - switching circuit DC	2.5 kV _{eff}					
Test voltage control circuit - switching circuit AC		4 kV _{eff}				
Test voltage control circuit - switching circuit AC/DC					4 kV _{eff}	
Further technical data						
Operating temperature range	-40 °C...+50 °C	-40 °C...+50 °C			-40 °C...+50 °C	
Weight	approx. 11 g	approx. 11 g			approx. 11 g	
Approvals	recognized	recognized			recognized	
Celduc	STD07205	STA07220			STN07105	

Sockets for PLUGSERIES

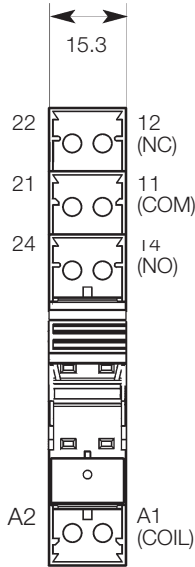
Accessories



Tension clamp



Screw connection



Empty base for rail mounted TS 35

Screw connection
Tension clamp connection

Type	Cat. No.	Qty.
PXS35	8533771001	10
PXZ35	8536691001	10

Technical data

Rated current	16 A
Rated voltage	250 V
Dielectric strength coil/contacts	> 4 kV
Protection class	IP 20
Rated cross-section	2.5 mm ²
Insulation stripping length	
- Screw connection	8 mm
- Tension clamp connection	10 mm
Ambient temperature	-40°C ... +60°C
Flammability class UL 94	V-0

Holding clamp

Type	Cat. No.	Qty.
PRC	8536700000	100

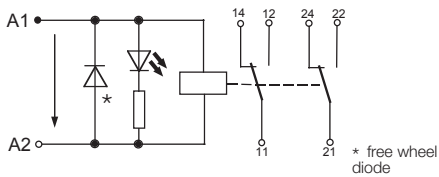
Operating indication

LED indicator with free-wheeling diode

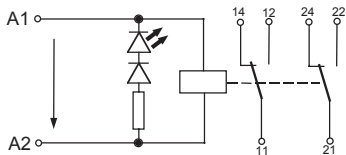
6 ... 24 Vdc	PLED 24 Vdc	8536710000	20
6 ... 24 Vdc	PLED 24 Vdc red	8611010000	20
48 ... 60 Vdc	PLED 48 Vdc	8536720000	20
115 Vdc	PLED 115 Vdc	8536730000	20
12 ... 24 Vac	PLED 24 Vac	8536750000	20
115 Vac	PLED 120 Vac	8536760000	20
230 Vac	PLED 230 Vac	8536780000	20
230 Vac	PLED 230 Vac red	8611000000	20
RC combination 120...230 VAC/DC	PLRC 200 nF/200Ω	8566530000	20

Operating indication

DC version



AC version



Pluggable cross-connection

2-pole black	ZQV 2.5N/4-2SW	1784270000	60
2-pole red	ZQV 2.5N/4-2RT	1784280000	60
2-pole blue	ZQV 2.5N/4-2BL	1784290000	60

Marking tags

10 x 5 mm

Type	Cat. No.	Qty.
WS 10/5	1060860000	200
WS 15/5	1609880000	96

Advantages of the PLUGSERIES for industrial use

The concept

The product family is specialized on digital switching applications in industrial, process and building automation. The basis is an universal, socket base that is snapped on to mounting rails. Industrial relays of different manufacture can be plugged in.

Easy to plug in relays

Compact dimension

Flexible, fully developed technology for excellent value

Choice of connection technology: screw or tension clamp


2 pole and 4 pole relays can be plugged in

Applicable wiring:
0.2...1.5 mm²

max. switching load:
10 A / 250 Vac (2 changeover contact)
5 A / 250 Vac (4 changeover contact)


Modular principle

The PLUGSERIES for industrial use is particularly service friendly. Commercially available relays can simply be plugged in, retaining and release clips guarantee that the relays are securely mounted.



Connection

The greatest possible flexibility when it comes to wiring. The relay sockets are the heart of relay couplers. The couplers are available with screw or tension clamp technology.



Securely mounted

The retaining and release clip guarantees that the relay is securely mounted. It ensures that the relay can be quickly ejected when servicing is required.

Cross-connection

Pluggable crossconnections are available in different colours. Input potential and root contact can be bridged from one module to another.

Industrial relays

Available are different relays of Omron and Schrack. The 4 change over relays are equipped with mechanical and optical status indicator, manual test tab and cadmium-free contacts. Coil operating voltage of available relays are 6...220 Vdc and 6...230 Vac.




Socket for industrial relays

- choice of connection technology: screw or tension clamp
- applicable wiring up to 1.5 mm²
- for 2 pole and 4 pole relays
- insulation according to VDE 0110
- tension clamp version
 - simple wiring procedure
 - two independent terminals for each contact
 - cross-connectable connection
 - isolated construction of coil and contact terminals

PXZ4



PXS4



Ordering data
Socket for mounting rail TS 35
Tension clamp connection
Screw connection

Technical data
Nominal current
Nominal voltage
Dielectric strength coil / contacts
Clearance and creepage distance input-/output
Protection class
Applicable wire
Insulation stripping length
Ambient temperature
Flammability class UL 94

Ordering data
Retaining clip
Relay, Typ: MY4
Relay, Typ: PT5

Marker
only for PXZ4-PIRC

Cross-connection
blue
red

Screwdriver

Approvals

Type	Cat. No.	Qty.
PXZ4	8598710000	10

5 A at 70 °C (with relay MY4)
250 Vac
2000 Vac
2000 Vac
IP 20
0.2...1.5 mm ² (AWG 24...16) two wiring units
8 mm
max. 70 °C
V-1

Type	Cat. No.	Qty.
PXZ4-PIRC	8598610000	50
PT 28802	8572170000	25

WS PXZ4	8598630000	100
---------	------------	-----

ZQV PXZ4-bl	8611090000	50
ZQV PXZ4-rt	8611100000	50

SD	9009030000	1
----	------------	---

Approvals

Type	Cat. No.	Qty.
PXS4	8614350000	10

5 A at 70 °C (with relay MY4)
250 Vac
2000 Vac
2000 Vac
IP 20
0.2...1.5 mm ² (AWG 24...16)
8 mm
max. 70 °C
V-1

Type	Cat. No.	Qty.
PXS4-PIRC	8633920000	100

none

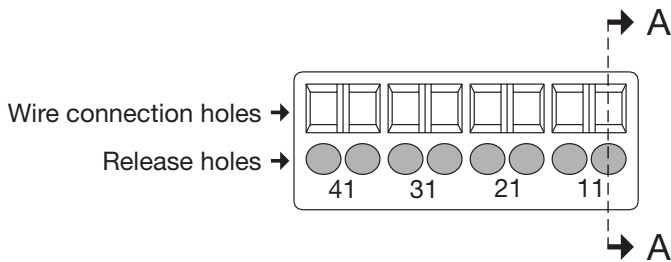
none


Approvals


Approvals

Wiring procedure

Insert the specified screwdriver into the round release hole located beside the wire connection hole where the wire is to be inserted.







▲ Argentina

CPI SA
Bauness 2660, 1431 Buenos Aires
Phone +54 11-45238008
Fax +54 11-45220546
cpi@satlink.com

● Australia

Weidmüller Pty. Ltd.
43 Huntingwood Drive, Huntingwood, NSW, 2148
P.O. Box 6944, Blacktown, NSW, 2148
Phone +61 2-9671-9999 · Fax +61 2-9671-9911
info@weidmuller.com.au · <http://www.weidmuller.com.au>

● Austria

Weidmüller Ges.m.b.H.
Industriezentrum N6 Süd, Straße 2, Objekt M2,
2355 Wiener Neudorf
Phone +43 2236-6708-0 · Fax +43 2236-6708-199
office@weidmueller.at

● Bahrain

Please contact Weidmüller Middle East
United Arab Emirates

▲ Belarus

Tehnikon Ltd.
Apt. 704, Haus 16/5, Oktiabrskaya Str., Minsk 220801
Phone +375 17-2275830 · Fax +375 17-2275830
tehnikon@belsonet.net

● Belgium

Weidmüller N. V.
Ambachtenlaan 11 A, 3001 Heverlee
Phone +32 16-395990 · Fax +32 16-401051
info@weidmueller.be

● Brazil

Conexel Conexoes Elétricas Ltda.
Rua Garcia Lorca, 176 - V. Paulicéia,
09695-900, Sao Bernardo do Campo - SP, Brazil
Phone +55 11-43669600
Fax +55 11-43621677
weidmuller@conexel.com.br
<http://www.conexel.com.br>

▲ Bulgaria

Weid-Bul eOOD
ul. Nezabavka 33 A, bl. 315/3/10, 1113 Sofia
Phone +359 2-963-2560 · Fax +359 2-963-1098

● Canada

Weidmüller Ltd.
10 Spy Court, Markham, Ontario L3 R5 H6
Phone +1 905-475-1507 · Fax +1 905-475-2798
<http://www.weidmuller.ca>

▲ Chile

Felipe Bahamondes S.A./ATS AGRO
Servicios Agroindustriales, Maria Luisa Santander 0475,
Providencia, Casilla 3425, Santiago
Phone +56 2-341-1271 · Fax +56 2-341-1275

● China

Weidmüller Interface
International Trading (Shanghai) Co. Ltd.
27C No., 500 Fu Te Dong Er Rd.,
WQF Free Trade Zone,
Pudong New Area Shanghai, PRC China
Phone +86 21-50462384 · Fax +86 21-50462282
<http://www.weidmuller.com>

▲ Colombia

Automatizacion Avanzada S. A.
Carrera 97 No. 42 A-23 B3, Santafe de Bogota Colombia.
Phone +57 1-4132048 · Fax +57 1-4159788
mgallegos@automatizacionavanzada.com

▲ Costa Rica

ELVATRON S.A.
400 metros Norte de la Agencia del Banco de Costa Rica en la
Uruca, San Jose, Costa Rica
Phone +506 2-961060 · Fax +506 2-326071
dirk.haase@elvatron.com

▲ Croatia

Elektro Partner d.o.o.
Radnicka cesta 22, 10000 Zagreb
Phone +385 1-6184793 · Fax +385 1-6184795

● Czech Republic

Weidmüller s. r. o.
Videnska ul. 340, 25242 Vestec u Prahy
Phone +420 2-44001400 · Fax +420 2-44001499
office@weidmueller.cz

▲ Denmark

Knud Wexøe A/S
Skættekaeret 11, P.O. Box 152, 2840 Holte
Phone +45 45465800 · Fax +45 45465801
wexoe@wexoe.dk

● Egypt

Please contact Weidmüller Middle East
United Arab Emirates

● El Salvador

Please contact ELVATRON S. A., Costa Rica

● Estonia

Please contact JUHA-ELEKTRO OY, Finland

▲ Finland

JUHA-ELEKTRO OY
Kylvöpolku 6, P. O. Box 57, 00681 Helsinki
Phone +358 9-478411 · Fax +358 9-47841311

● France

Weidmüller Sarl
12, Chaussée Jules César, B.P. 263 Osny.,
95523 CERGY PONTAISE Cedex
Phone +33 1-34245500 · Fax +33 1-34245501
mail@weidmuller.fr · <http://www.weidmuller.fr>

● Germany

Weidmüller GmbH & Co.
(33 058) Postfach 28 07, (33 102) An der Talle 89
Paderborn
Phone +49 5252-960-0 · Fax +49 5252-960-116
weidmueller@weidmueller.de · <http://www.weidmueller.de>

▲ Greece

Voltampere S.A.
2nd Km., Lagada- Rendina
57200 Lagadas- Thessaloniki
Phone +30 3940-26188 · Fax +30 3940-26189
import@voltampere.gr

● Guatemala

Please contact ELVATRON S. A., Costa Rica

● Honduras

Please contact ELVATRON S. A., Costa Rica

▲ Hong Kong

United Equity Limited
Suite B, 11/F International Industrial Centre,
2-8 Kwei Tei Street, Fotan, Shatin, N. T.
Phone +852 26876739 · Fax +852 26876735

● Hungary

Weidmüller Kereskedelmi Kft
Dombóvári út 13, 1117 Budapest, P. O. Box 22,
1507 Budapest
Phone +36 1-464-7888 · Fax +36 1-203-4128
info@weidmueller.hu

▲ India

Weidmüller Representative Office
Vijay Dattani
119, Prashanth Extn., Whitefield, Bangalore - 560 066
Phone +91 80-8453999 · Fax +91 80-8453999

▲ Indonesia

P. T. Nego Electrindo
Komplek Perkantoran Kramat Centre,
Blok-A 18 Jl Kramat Raya No. 7-9, Jakarta 10450
Phone +62 21-3156218 · Fax +62 21-3156219

▲ Iran

MACS KALA Ltd. Co.
Unit 4, Alborz Building, No. 12-14,
Nikouquadam Alley, North Sohevardi Street,
P.O.Box 15115-481, 15548 Teheran
Phone. +98 21-876-6770 · Fax +98 21-876-6770
macskala@sinasoft.net

▲ Ireland

A.P. Haslam Ltd.
14 Sunshine Ind. Estate, Crumlin Road, Dublin 12
Phone +353 1-453-2522 · Fax +353 1-453-2949
paul.haslam@aphaslam.ie

▲ Israel

A.U. Shay Ltd.
Embar Street 23/25, P.O.Box 10049, Petch-Tikva 49222
Phone +972 3-9233601 · Fax +972 3-9234601

● Italy

Weidmüller S.r.l.
Via Albert Einstein 4, 20092 Cinisello Balsamo, Milano
Phone +39 02-660681 · Fax +39 02-6124945
weidmuller@weidmuller.it · <http://www.weidmuller.it>

● Japan

Nihon Weidmüller Co. Ltd.
8F, Wako Bldg, 2-1-3 Iwamoto-cho
Chiyoda-ku, Tokyo 101-0032 Japan
Phone +81 3-5820-5747 · Fax +81 3-5820-5836
<http://www.weidmuller.co.jp>

● Jordan

Please contact Weidmüller Middle East
United Arab Emirates

● Kuwait

Please contact Weidmüller Middle East
United Arab Emirates

● Lebanon

Please contact Weidmüller Middle East
United Arab Emirates

● Luxembourg

Please contact Weidmüller Belgium, Heverlee

● Malaysia

Weidmüller (Malaysia) Sdn. Bhd.
22 Jalan PJS 11/16 Bandar Sunway,
46150 Petaling Jaya, Selangor Darul Ehsan
Phone +60 3-7337363 · Fax +60 3-7336562

● Mexico

Weidmüller S. A. de C.V.
AVE. Ingenieros Civiles No. 204
Conjunto Industrial Chachapa
Chachapa, Puebla C.P. 72990
Phone +52 222-2866247/48/49 · Fax +52 222-2866442

▲ Morocco

Energy-Technics Transfer, S.A.
23 Boulevard Lieutenant Mohamed El Bakai Tamri,
Casablanca 20250
Phone +212 2-343700 · Fax +212 2-343699

● Netherlands

Weidmüller B.V.
Franciscusweg 221, 1216 SE Hilversum,
Postbus 1505, 1200 BM Hilversum
Phone +31 35-6261261 · Fax +31 35-6234569
info@weidmuller.nl · <http://www.weidmuller.nl>

▲ New Zealand

Cuthbert S. Steward Limited
27 Te Puni Street, POB 38496 Petone, Petone, Wellington
Phone +64 4-5686156 · Fax +64 4-5686056

● Nicaragua

Please contact ELVATRON S. A., Costa Rica

▲ Norway

Siv. Ing. J. F. Knudtzen A/S
Billingsstadsletta 97, P. O. Box 160, 1378 Nesbru
Phone +47 66-983350 · Fax +47 66-980955
patorgersbraaten@jfknuetzen.no

● Oman

Please contact Weidmüller Middle East
United Arab Emirates

▲ Pakistan

Access Technology Networks (ATN) Pvt Ltd.
No 47 College Road, Sector F-7/2, Islamabad
Phone +92 51-275698 · Fax +92 51-275665

● Panama

Please contact ELVATRON S. A., Costa Rica

▲ Peru

DIN AUTOMATIZACION S. A.
Rimac Pampa 385 - Maranga, Lima 32
Phone +51 1-4511733 · Fax +51 1-4491095
din_aut@terra.com.pe

▲ Philippines

Revler Global Sales Corp.
28 G Galvez Building Severina Avenue, Severina Km. 18,
West Service Road, SSH, Paranaque City, Metro Manila
Tel. +63 2-8214307 · Fax +63 2-7764169

● Poland

Weidmüller Sp.z.o.o.
ul. Domaniewska 39a, 02-672 Warszawa
Phone +48 22-6402986 · Fax +48 22-6402992

● Portugal

Weidmüller - Sistemas de Interface, S. A.
Estrada Outeiro Polima, Lote B, N.º B2, Escritório
2 - Abóboda, 2785-518 Sao Domingos de Rana
Phone +351 21-4459190 · Fax +351 21-4455871
weidmuller@mail.telepac.pt · <http://www.weidmuller.pt>

● Qatar

Please contact Weidmüller Middle East
United Arab Emirates

▲ Romania

ROMINTERFACE IMPEX SRL
Splaiul Unirii nr. 45, Bl. M 15, sc. 3, ap. 68-69, Sect. 3
74342 Bucuresti
Phone +40 1-3220230 · Fax +40 1-3228857
romint@dnt.ro

▲ Russia

Weidmüller Koordinationsbüro
Stanislaw Khmelitski Ul. Schepkina,28,
123804 Moskau
Phone +7 95-28490-70 · Fax +7 95-28490-71
info@weidmueller.ru · <http://www.weidmueller.ru>

● Saudi Arabia

Please contact Weidmüller Middle East
United Arab Emirates

● Singapore

Weidmüller Pte Ltd
1 Kallang Sector # 07-01/03, Singapore 349276
Phone +65 6841-5311 · Fax +65 6841-5377
sales@weidmuller.com.sg · <http://weidmuller.com.sg>

▲ Slovakia

ELEKTRIS, spol. s.r.o.
Stará Vajnorská 25, 83 104 Bratislava,
Phone +421 2-44457830 · Fax +421 2-44457833
weidmueller@computel.sk

▲ Slovenia

ELEKTROSPOLJ d.o.o.
Stegne 25, 1000 Ljubljana
Phone +386 6-15113810 · Fax +386 6-15111604
Fax +386(0)6 15 11 16 04

● South Korea

Weidmüller (Korea) Co., Ltd.
Ocean tower 5F, 760-3, Woo-1 Dong, Haeundae-gu, Pusan
Phone +82 51-5564661 · Fax +85 51-5567408

▲ South Africa

RAD Interface Pty. Ltd.
5 Bundo Road, Sebenza Extension, Edenvale 1609, P.O.Box 193,
Edenvale 1610
Phone +27 11-452-1930 · Fax +27 11-452-6455

● Spain

Weidmüller S. A.
Narcis Monturiol 11-13, Pol.Ind. N.º 1,
08960 Sant Just Desvern, Barcelona
Phone +34 93-3722061 · Fax +34 93-3718055
weidmuller@weidmuller.es · <http://www.weidmuller.es>

● Sweden

Weidmüller AB
Stockholm, Skebokvarnsvägen 370, 124 50 Bandhagen
Phone +46 8-7272300 · Fax +46 8-7272480
mail.stockholm@weidmueller.se

● Switzerland

Weidmüller Schweiz AG
Rundbuckstraße 2, CH - 8212 Neuhausen am Rheinfalt
Phone +41 52-6740707 · Fax +41 52-6740708
mail:info@weidmueller.ch · <http://weidmueller.ch>

● Syria

Please contact Weidmüller Middle East
United Arab Emirates

▲ Taiwan

Fittatek Corp., Ltd.
12 F No. 185 Fu-Kuo Rd, Tso Ying Dist,
Kaohsiung, Taiwan R.O.C.
Phone +886 7556-0858 · Fax +886 7556-3279

▲ Thailand

Pisanu Engineering & Construction Co. Ltd.
800/2 Asoke-Dindaeng Road, Dindaeng, Bangkok 10400
Phone +66 2-2459113 · Fax +66 2-2463214
pisanu@kanit.co.th

● Turkey

Weidmüller Elektronik Ticaret Ltd. Sirketi
Kore Sehitleri Cad. 34/1-7, 80300 Zincirlikuyu, Istanbul
Phone +90 212-2730830 · Fax +90 212-2740874
info@weidmuller.com.tr

▲ Ukraine

TEKO TOB
A / C 377, Ul. Tschujkova 2, 256400 Belaja Zerkow-17
Phone +380 4463-56892 · Fax +380 4463-667610

● United Arab Emirates

Weidmüller Middle-East
P.O. Box 62448
Dubai
Phone +971 4-3522215, 3523043 · Fax +971 4-3599950

● United Kingdom

Weidmüller Ltd.
1 Abbey Wood Road, Kings Hill, West Malling,
Kent ME19 4YT
Phone +44 1732-877000 · Fax +44 1732-873873
sales@weidmuller.co.uk · <http://www.weidmueller.com>

● USA

Weidmüller Inc.
821 Southlake Boulevard, Richmond, Virginia 23236
Phone +1 804-7942877 · Fax +1 804-3792593
info@weidmuller.com · <http://www.weidmuller.com>

▲ Vietnam

Thien Nghi Trading Pte
60B Tan Da Street, District 5 Ho Chi Min
Phone +84 8-8555387 · Fax +84 8-8549304

● Yemen

Please contact Weidmüller Middle East
United Arab Emirates

▲ Yugoslavia

ES-YU ELEKTROSISTEM d.o.o.
Pariske komune 41, 11070 Novi Beograd
Phone +381 11-693608 · Fax +381 11-697212
esyu@infosky.net

● Other countries

Weidmüller Interface GmbH & Co.
Postfach 3030 · 32720 Detmold
Phone +49 5231-14-0 · Fax +49 5231-14-2083
info@weidmueller.com · <http://www.weidmueller.com>

● Group companies

▲ Agencies

Argentina
Australia
Austria
Bahrain
Belarus
Belgium
Brazil
Bulgaria
Canada
Chile
China
Colombia
Costa Rica
Croatia
Czech Republic
Denmark
Egypt
El Salvador
Estonia
Finland
France
Germany
Greece
Guatemala
Honduras
Hong Kong
Hungary
India
Indonesia
Iran
Ireland
Israel
Italy
Japan
Jordan
Kuwait
Lebanon
Luxembourg
Malaysia
Mexico
Morocco
Netherlands
New Zealand
Nicaragua
Norway
Oman
Pakistan
Panama
Peru
Philippines
Poland
Portugal
Qatar
Romania
Russia
Saudi Arabia
Singapore
Slovakia
Slovenia
South Africa
South Korea
Spain
Sweden
Switzerland
Syria
Taiwan
Thailand
Turkey
Ukraine
United Arab Emirates
United Kingdom
USA
Vietnam
Yemen
Yugoslavia

www.weidmueller.com www.weidmueller.com

www.weidmueller.com

Weidmüller is the leading manufacturer of components for electrical connection technology.

We develop, produce and sell a wide spectrum of products from terminal blocks through connectors to relay sockets and I/O sockets for every type of application.

Order number:

5631520000/05/2002/BKD/Bö.

