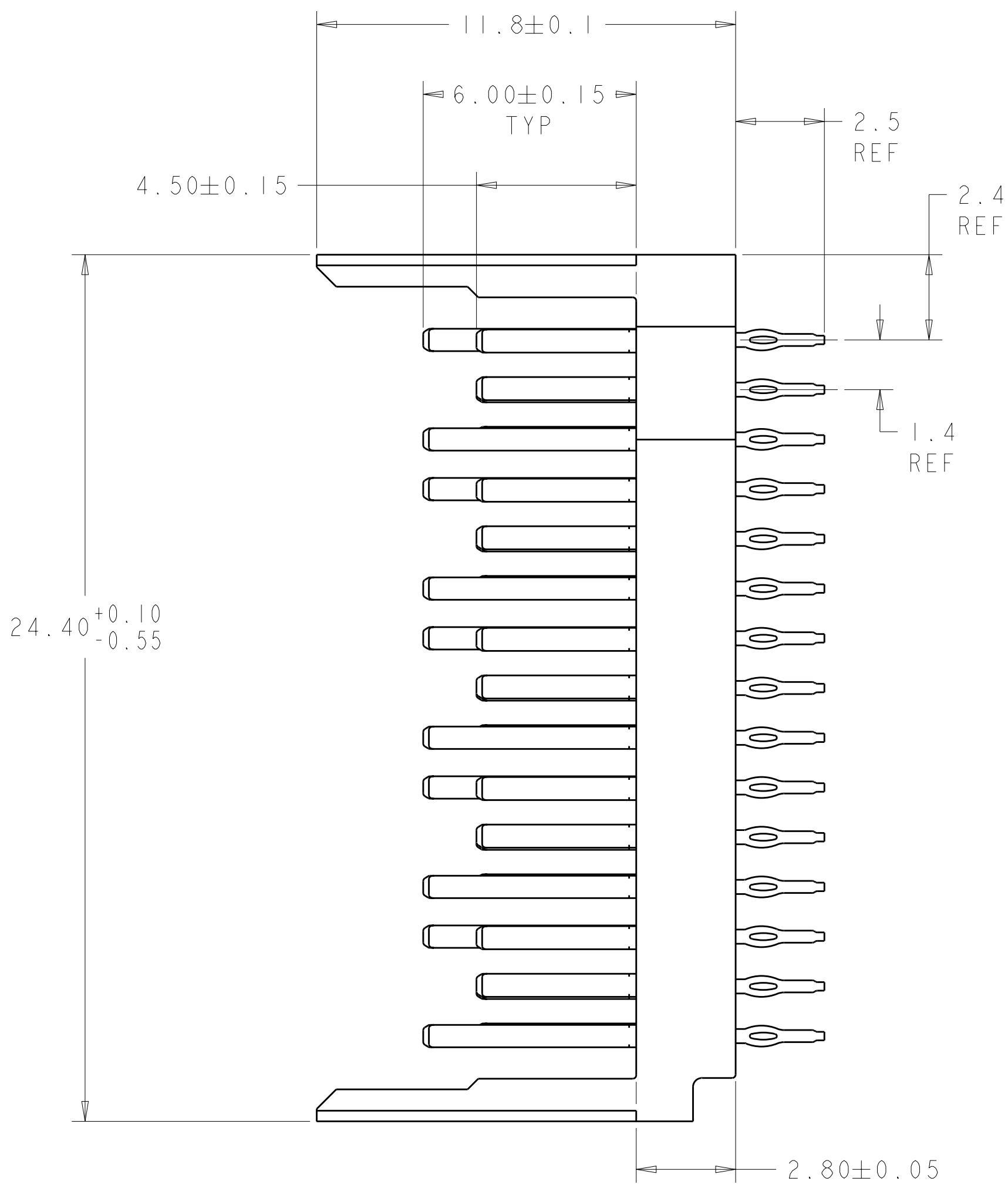
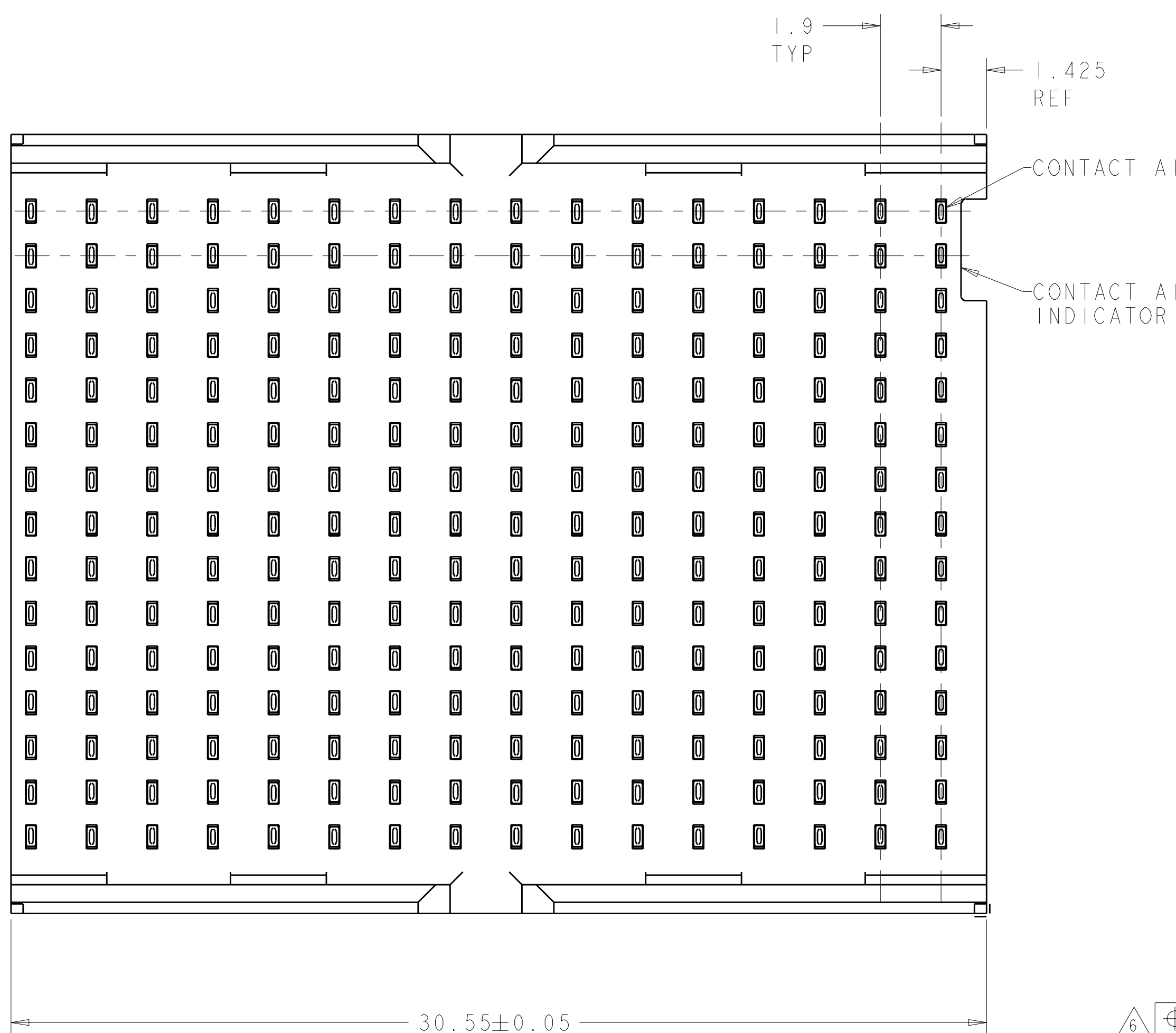
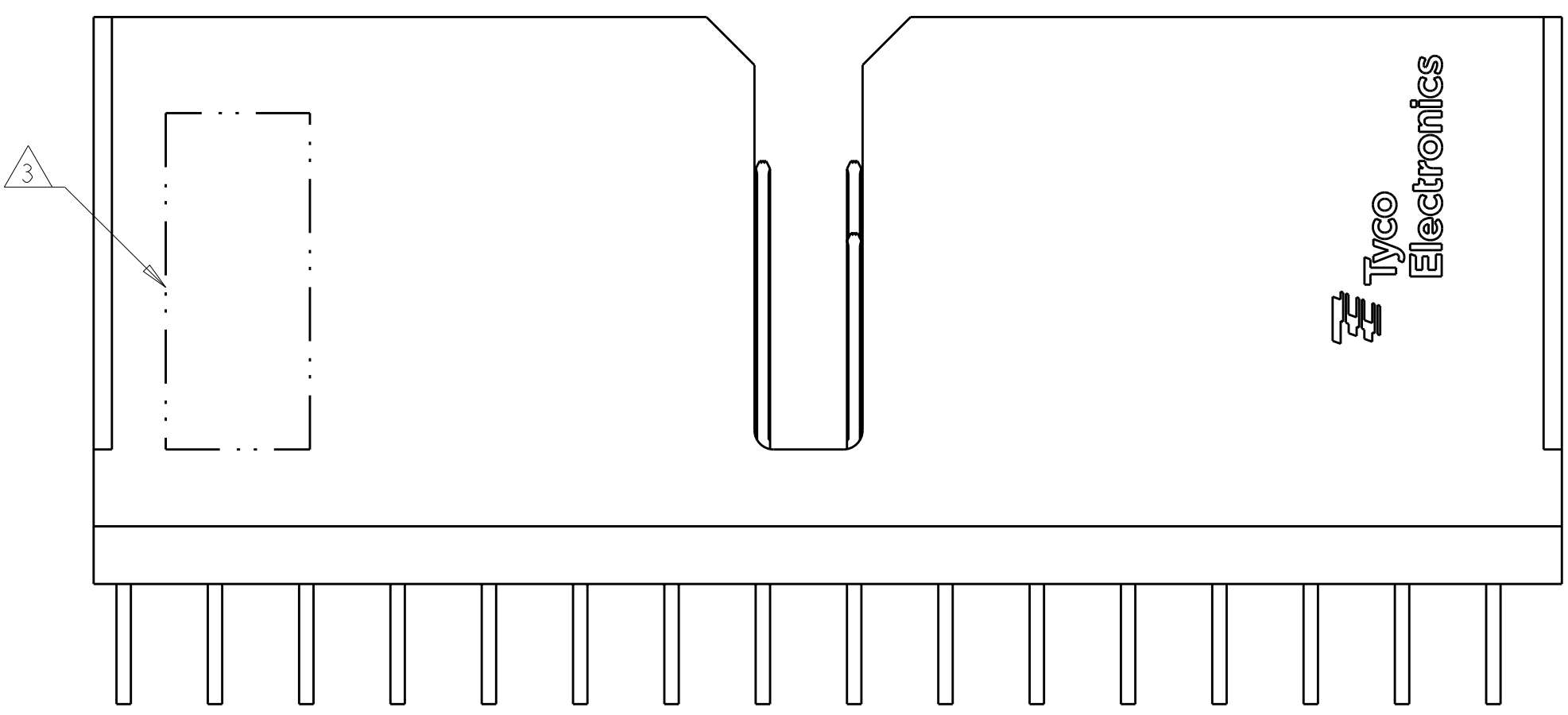
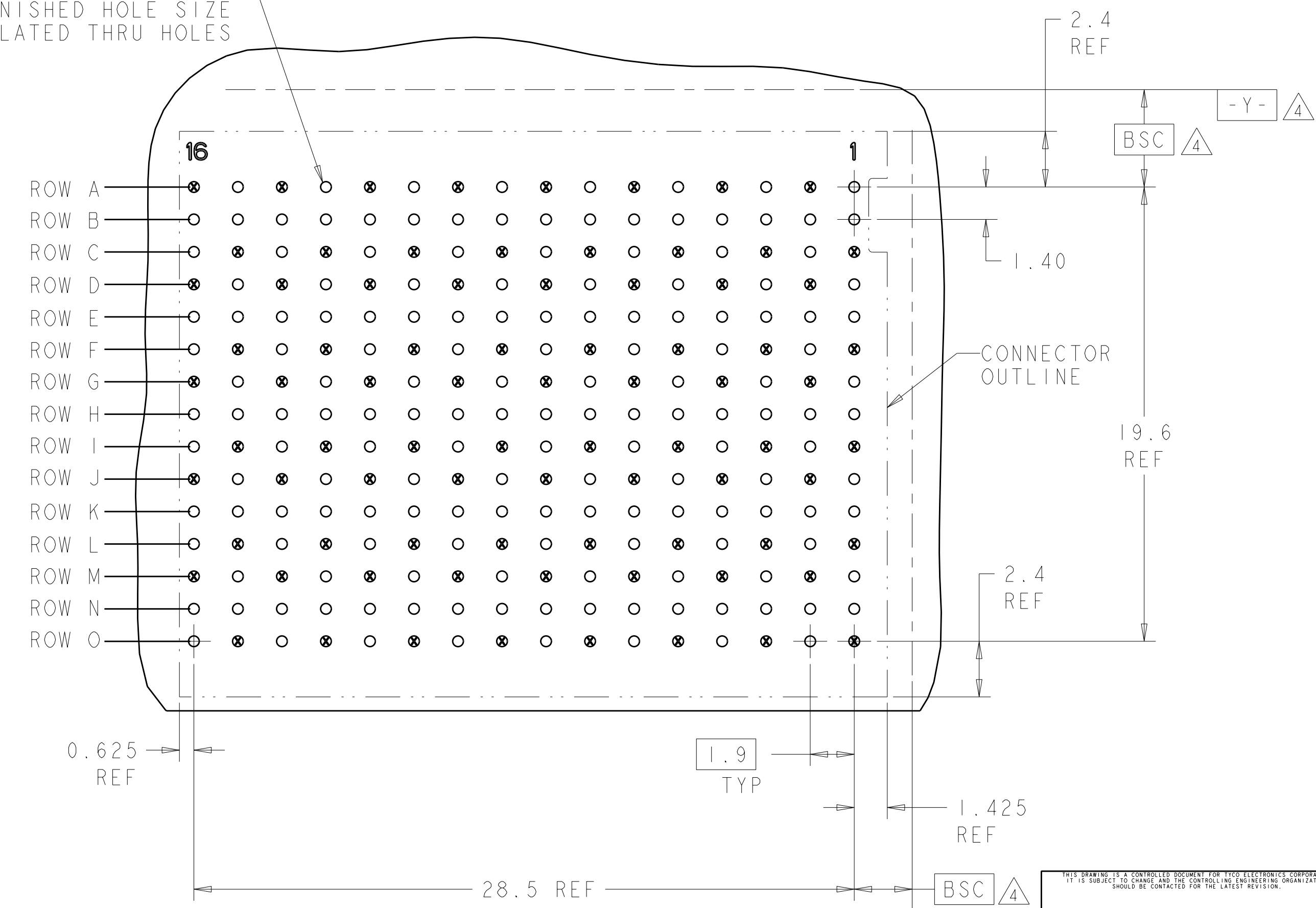


LOC	DIST	REVISIONS					
GP	00	P	LTB	DESCRIPTION	DATE	DWN	APVD
		I		PROPOSED	06JUN07	BM	WD
		A		RELEASED	28AUG2007	BC	RP
		B		REV PER ECO-08-018696	04SEP2008	BC	RP



- △ MATERIAL:  
CONTACT - PHOS BRONZE  
HOUSING - LCP, UL 94V-0, COLOR - BLACK
- △ FINISH: CONTACT  
MATING AREA - 0.76µm MIN GOLD OVER 1.27µm MIN NICKEL  
COMPLIANT PIN AREA - 0.5µm MIN MATTE TIN OVER 1.27µm MIN NICKEL
- △ CONNECTOR MARKED WITH PART NUMBER, DATE CODE AND STANDARD IN APPROXIMATE AREA SHOWN
- △ DATUMS AND BASIC DIMENSIONS ESTABLISHED BY CUSTOMER.
- 5. CONTACT AREA LUBRICATED WITH BELLCORE APPROVED LUBRICANT. TECHNICAL REFERENCE GR-1217-CORE, ISSUE 1, NOVEMBER 1995.
- △ REFERENCE APPLICATION SPEC 114-13202 FOR RECOMMENDED PLATED THRU HOLE DIAMETER AND PLATING THICKNESSES.

△ ⊕ ∅0.05 ⊕ X Y  
 FINISHED HOLE SIZE AND PLATED THRU HOLES



○ = SIGNAL  
 ⊗ = GROUND  
 RECOMMENDED PCB BOARD LAYOUT BACKPLANE,  
 COMPONENT SIDE SHOWN  
 SCALE 6:1

1934331-1  
 PART NUMBER

DIMENSIONS: mm 		TOLERANCES UNLESS OTHERWISE SPECIFIED: 9 PLC ± 1 PLC ± 5 PLC ± 4 PLC ± ANGLES ±		DWN B. MCMASTER 06JUN2007 CHK W. DAVIS 06JUN2007 APVD W. DAVIS 06JUN2007		Tyco Electronics Harrisburg, PA 17105-3608	
MATERIAL △		FINISH △		NAME HEADER ASSEMBLY, OPEN ENDED, 5 PAIR 16 COLUMN		SIZE CAGE CODE DRAWING NO RESTRICTED TO A 100779 C=1934331	
CUSTOMER DRAWING				WEIGHT -		SCALE 6:1 SHEET 1 OF 1 REV B	