

ALL RIGHTS RESERVED. NO PORTION OF THIS PUBLICATION, WHETHER IN WHOLE OR IN PART CAN BE REPRODUCED WITHOUT THE EXPRESS WRITTEN CONSENT OF SPC TECHNOLOGY.

SPC-F005.DWG

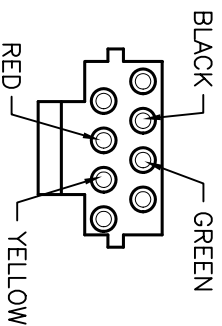
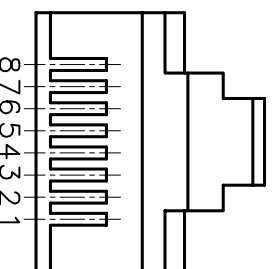
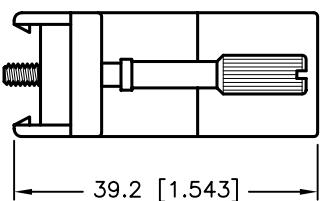
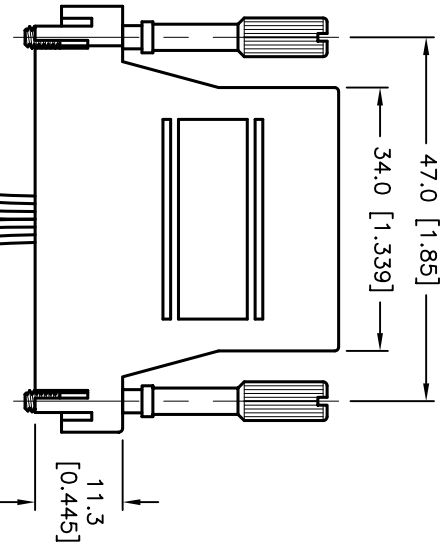
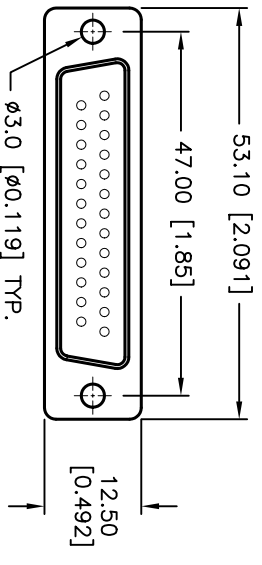
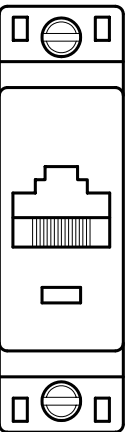
REVISONS		DCP #	REV	DESCRIPTION	DRAWN	DATE	CHECKD	DATE	APPRVD	DATE
		858	A	RELEASED	HO	10/21/02	JWM	10/28/02	DJC	10/28/02

REVISONS

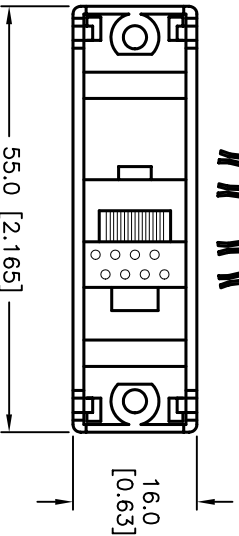
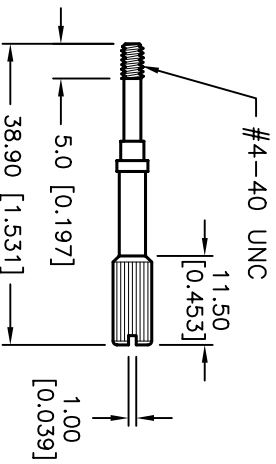
WIRE SYSTEM: 1 2 3 4 5 6 7 8

— — — BLK RED GEN YEL — —

FRONT VIEW OF 6P4C TELEPHONE JACK



DB25F



SPECIFICATION:

- D-Sub Connector: Tin-Plated Shell with Black Color Insulator
- Contact:
 - A. D-Sub: Brass, Gold-Plated
 - B. RJ11: Brass, Gold-Plated
- Body: ABS
- Thumb Screw: Steel, Nickel-plated
- Electronic Wire: UL1061, 26 AWG

TOLERANCES:

Tolerances Unless Otherwise Specified
 .X ±0.2 [0.008]
 .XX ±0.12 [0.005]

DRAWN BY:	DATE:
HISHAM ODISH	10/21/02
CHECKED BY:	DATE:
JEFF MCVICCKER	10/28/02
APPROVED BY:	DATE:
DANIEL CAREY	10/28/02

DRAWING TITLE:		ELECTRONIC FILE	
ADAPTER, DB25 PIN FEMALE, RJ11, 4 CONDUCTORS		52N9483.DWG	
SIZE	DWG. NO.	REV	
A	8588-0193	A	
SCALE:	NTS	SHEET:	1 OF 1
U.O.M.: mm [INCHES]			

DISCLAIMER:
 ALL STATEMENTS AND TECHNICAL INFORMATION CONTAINED HEREIN ARE BASED UPON INFORMATION AND/OR TESTS WE BELIEVE TO BE ACCURATE AND RELIABLE. SINCE CONDITIONS OF USE ARE BEYOND OUR CONTROL, THE USER SHALL DETERMINE THE SUITABILITY OF THE PRODUCT FOR THE INTENDED USE AND ASSUME ALL RISK AND LIABILITY WHATSOEVER IN CONNECTION THEREWITH.