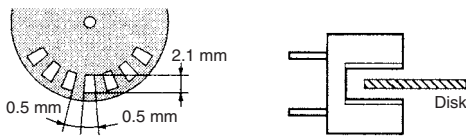


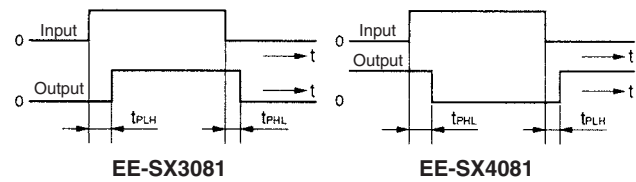


**Note:** 1. Hysteresis denotes the difference in forward LED current value, expressed in percentage, calculated from the respective forward LED currents when the photo IC in turned from ON to OFF and when the photo IC in turned from OFF to ON.

2. The value of the response frequency is measured by rotating the disk as shown below.



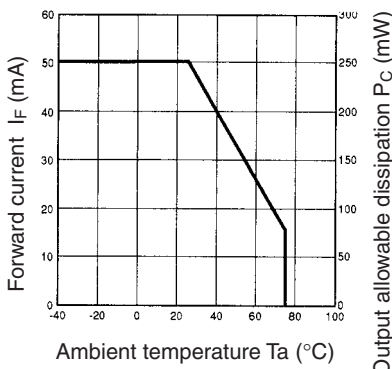
3. The following illustrations show the definition of response delay time. The value in the parentheses applies to the EE-SX4081.



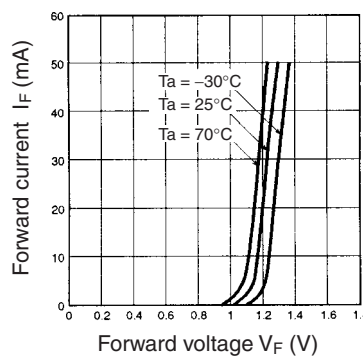
## Engineering Data

**Note:** The values in the parentheses apply to the EE-SX4081.

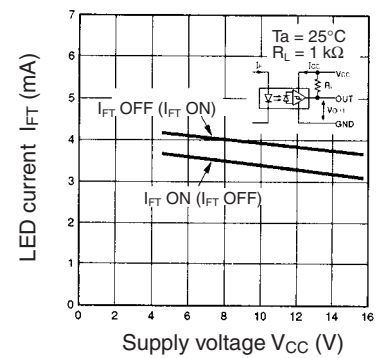
**Forward Current vs. Collector Dissipation Temperature Rating**



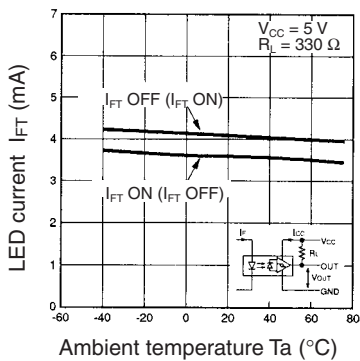
**Forward Current vs. Forward Voltage Characteristics (Typical)**



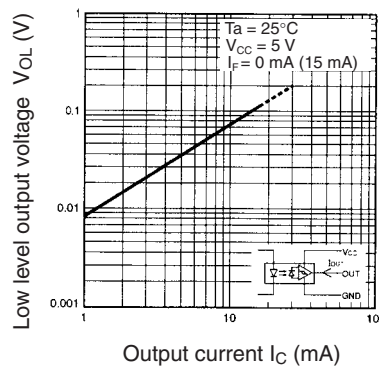
**LED Current vs. Supply Voltage (Typical)**



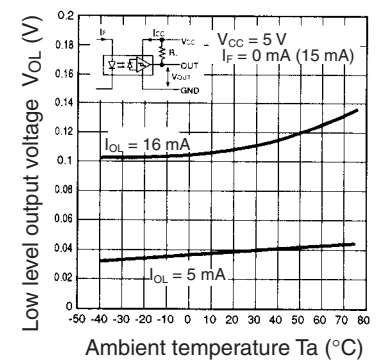
**LED Current vs. Ambient Temperature Characteristics (Typical)**



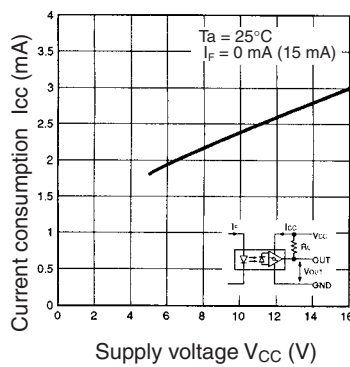
**Low-level Output Voltage vs. Output Current (Typical)**



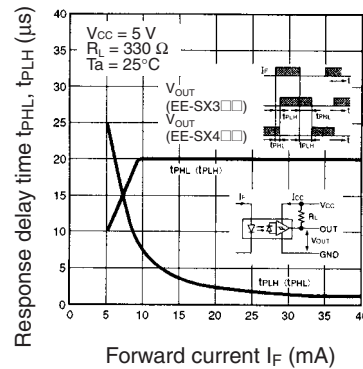
**Low-level Output Voltage vs. Ambient Temperature Characteristics (Typical)**



**Current Consumption vs. Supply Voltage (Typical)**



**Response Delay Time vs. Forward Current (Typical)**



**Repeat Sensing Position Characteristics (Typical)**

