

Rated voltage 42 Vac/80 Vdc
Rated current 100 mA
Rated inductance 11 to 51 μ H



Construction

- Current-compensated ring core double choke with ferrite core
- Bifilar winding (B82799-C...)
- Sector winding (B82799-S...)

Features

- High performance
- Case flame-retardant as per UL 94 V-0
- Suitable for reflow soldering and conductive adhesion
- Operation up to 150°C

Applications

- B82799-C:
Suppression of asymmetrical interference coupled in on lines, whereas data signals up to some MHz can pass unaffectedly
- B82799-S:
Suppression of asymmetrical and symmetrical interference coupled in on lines. The high-frequency portions of the symmetrical data signal are decreased so far that EMC problems can be significantly reduced

Marking

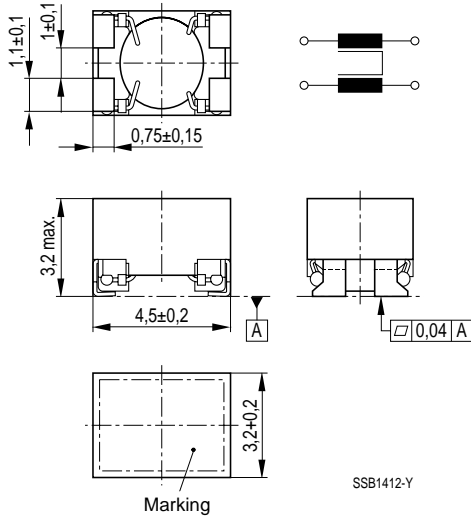
Manufacturer, inductance value (coded),
date of manufacture, coded (year, day of week, calendar week)

Delivery mode

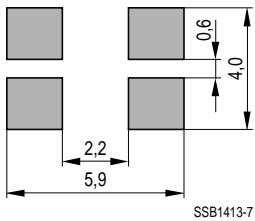
Blister tape, reel packing
For details on taping, packing and packing units [see page 302](#)



Dimensional drawing



Layout recommendation




General technical data

Rated voltage V_R	42 Vac (50/60 Hz) 80 Vdc
Rated current I_R	Referred to 50 Hz and 60 °C ambient temperature
Rated inductance L_R	Measured with HP 4275A at 100 kHz and 0,1 mA (specified per winding)
Inductance tolerance	± 30 %
Inductance decrease $\Delta L/L_0$	< 10 % at dc magnetic bias with I_R
Stray inductance L_S	Measured with HP 4275A. Measuring frequency at $L_R \leq 11 \mu\text{H} = 1 \text{ MHz}, 5 \text{ mA}$ $L_R > 11 \mu\text{H} = 100 \text{ kHz}, 5 \text{ mA}$
DC resistance R_{typ}	Typical values, measured at 20 °C ambient temperature
Solderability	(215 3) °C, (3 0,3) s wetting of soldering area ≥ 95 % in accordance with IEC 60068-2-58
Climatic category	40/125/56 (– 40 °C/+ 125 °C/56 days damp heat test) in accordance with EN 60068-1
Weight	Approx. 0,08 g

Characteristics and ordering codes

$L_R^{1)}$ μH	$L_{S, \text{typ}}$ nH	I_R mA	R_{typ} mΩ	V_T Vdc, 2 s	Ordering code
11	45	100	150	250	B82799-C113-N1
22	1300	100	200	250	B82799-S223-N1
33	1800	100	250	250	B82799-S333-N1
51	2700	100	300	250	B82799-S513-N1

1) Types up to 2200 μH upon request.

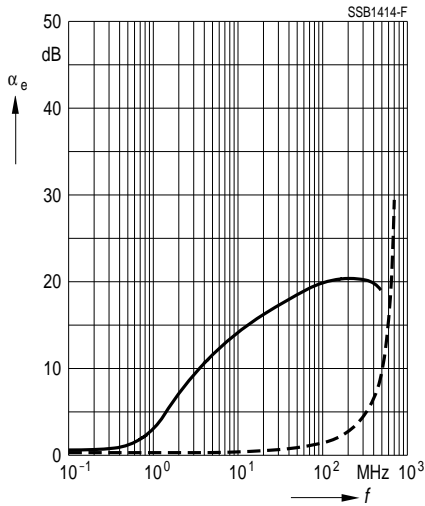


Insertion loss α_e (typical values at $Z = 50 \Omega$)

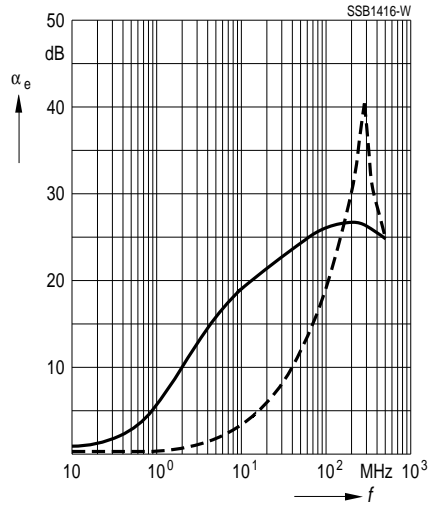
———— asymmetrical, all branches in parallel (common mode)

- - - - - symmetrical (differential mode)

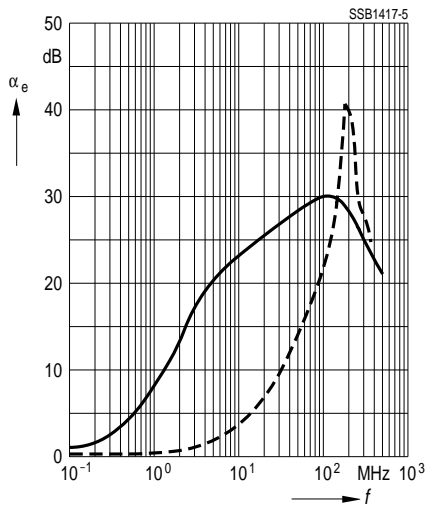
B82799-C113-N1



B82799-S223-N1



B82799-S333-N1



B82799-S513-N1

