

MODULAR RANGE OF QUICK RELEASE COUPLINGS **RBE**

ALL FLUIDS

A solution for each of your applications

Designed for applications in all industrial sectors and research and development for the connection of your circuits of:

- gases : hydrogen, argon, nitrogen, helium, etc...,
- steam,
- solvents and acids,
- liquids,
- high pressures,
- vacuum...

The RBE ALL FLUID range offers you a product range which is :

- A modular design
- Reliable
- Quick and Automatic
- Efficient
- Safe
- Leak tight

Modular Design

The RBE ALL FLUID range is entirely modular and very complete, offering the choice of :

- 5 sizes of coupling,
- 3 material options,
- 7 seal options,
- 3 shut-off options,
- various further options.

It makes it possible for you to select the quick release coupling suited to your application and appropriate to the fluid :

- type of fluids,
- pressure,
- temperature and flow.

gases

liquids

steam


solvents

high pressures


vacuum



To respond to specific requirements of certain industries, the RBE range also includes quick release couplings for:



■ **Heavy Steel Industry applications** using oxygen, fuel gas and inert gas (RBE 11 / UR version : see catalogue C 110),



■ **Nuclear Industry applications** (RBE / IC / TL version : see catalogue G 100).

Proven reliability

The particular technology of the STÄUBLI range of couplings gives a long service life at a low operating cost.

Quick and Automatic

Connection and Disconnection is a one-handed operation :

- connection by pushing the plug into the socket.
- disconnection by simply pushing the push button.

Efficient

The RBE ALL FLUID range of couplings offers a very good flow for a given size of coupling.

Safety

Thanks to the coupling design, the quality of materials used and the appropriate seals for each fluid.

Safety is a particularly important criterion for gas and corrosive fluid circuits.

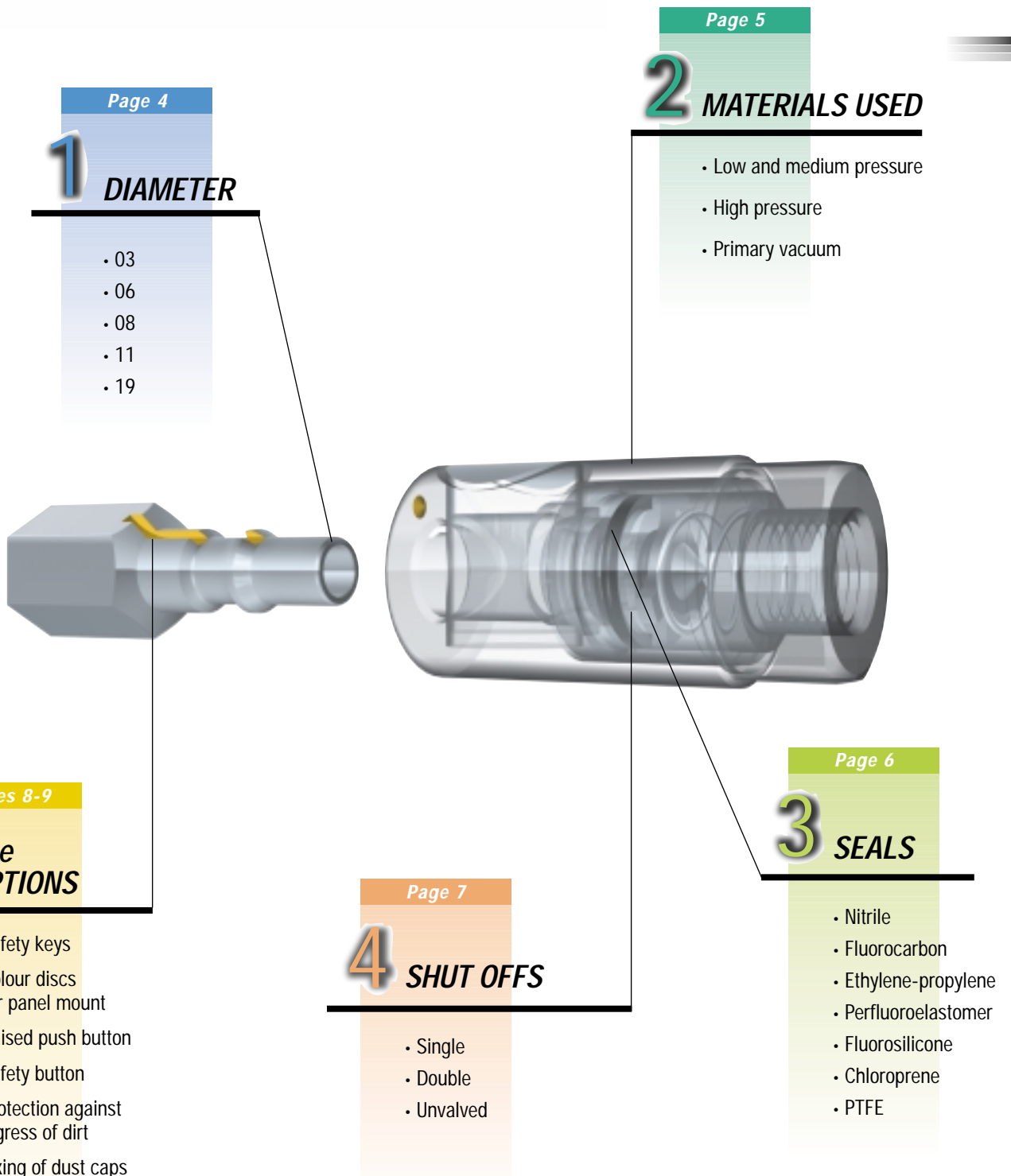
STÄUBLI long life seal tightness

proven after over 40 years of use in industrial connection of fluids and gases.

modular range


We suggest you select the suitable quick release coupling yourself which best serves your needs...

5 steps to construct your required quick release coupling...



Nominal Bore


5 sizes of coupling : 3, 6, 8, 11, 19 mm.



RBE 03




RBE 06



RBE 08



RBE 11



RBE 19

RBE	03	06	08	11	19
-----	----	----	----	----	----

Pneumatic flow at 6 bar in Nm³ / h for a pressure drop of 0.3 bar

Single shut off	11.2	32	72	150	430
-----------------	------	----	----	-----	-----

Double shut off	6.2	19	46	92	245
-----------------	-----	----	----	----	-----

Unvalved	13	45	110	245	660
----------	----	----	-----	-----	-----

Hydraulic flow in l / min for a speed of 5 m / s

Single shut off	2.1	7.2	15.1	28.5	85
-----------------	-----	-----	------	------	----

Double shut off	1.5	5	12.2	24.5	76.5
-----------------	-----	---	------	------	------


Unvalved	2.1	7.2	15.1	28.5	85
----------	-----	-----	------	------	----

See flow chart pages 10 / 11.

Materials used

The choice of materials depends on :

- the fluid being transferred,
- the max. operating pressure and
- the external environment.



Low and medium pressure

Various gases, oils, hydrocarbons...

Maximum working pressure : 50 bar

Standard Series :
Largely stainless steel with 17% chrome content.
Coupling back adaptor :
anti-corrosion treated steel.

standard

Air, water,oil...

Maximum working pressure : 50 bar

IA Series :
Largely stainless steel with 17% chrome content.

code IA

Various corrosive gases, sea water, large number of chemical products in a corrosive environment.

Maximum working pressure : 15 bar

IC Series :
AISI 316L stainless steel.

code IC

High Pressure

High pressure liquids and gases, compressed air, without any particular anti-corrosion resistance.

IA / HP Series :
Stainless steel with 17% chrome content and AISI 316L stainless steel

code IA / HP

High pressure liquids and gases, compressed air, with demanding resistance to corrosion requirements or decontamination.

IC / HPI Series :
AISI 316L stainless steel
Plug body and push button :
high resistance stainless steel

code IC / HPI / VD (socket)
code IC / HPI (plug)

Vacuum

Recommended for primary vacuum to 10^{-3} torr and for all applications demanding high integrity leak tightness.

Vacuum tightness : 1.10^{-3} cm³ / s. in connected and disconnected position.

Please consult us for more demanding applications.

IA / W and IC Series :
internal components :
AISI 316L stainless steel

code IA / W or code IC *

* Code IC for corrosive environment

For optimal functioning, it is essential to use sockets and plugs of the same materials.

	Socket	Unvalved plug	Valved plug
MATERIALS USED	standard	standard	standard or IA
	IA	standard	IA
	IC	IC	IC
	IA / HP	standard	IA / HP
	IC / HPI / VD	IC / HPI	IC / HPI
	IA / W	standard	IA / W

For hydraulic clean break applications, use our SPX couplings (see Catalogue F 125).

For pulsating hydraulic oil circuits or circuits subject to vibration, use our HPX quick release couplings (see Catalogue F 150).



Seals

The choice of seal material depends on :

- the fluid being transferred and
- the working temperature

- Usual applications.
- Good mechanical resistance.

Nitrile rubber (NBR) Seals

Operating temperature :
-15°C to +100°C

standard

- Good chemical resistance.
- Excellent resistance to high temperatures up to 200°C.
- Resistance to mineral oils, to synthetic hydraulic oils, to fuels, to chemical products, to hydrocarbons and to heat transfer fluids.

Fluorocarbon (FPM) Seals

Operating temperature :
-10°C to + 200°C

code JV

- Good resistance to high temperatures.
- Compatible with braking fluids with a phosphate – ester base, hot or cold water, steam.

Ethylene – Propylene (EPDM) Seals

Operating temperature :
-20°C to +150°C

Hot water, steam to 200°C.

code JE

- Combines qualities of elastomers with chemical resistance of PTFE.
- Remarkable resistance to heat and to most chemical agents including inorganic and organic acids.
- Heat transfer fluids.

Perfluoroelastomer (FFKM) Seals

Operating temperature :
0 to + 250°C

code JK

- Good resistance to low and high temperatures.
- Resistance to mineral oils and fuels.

Fluorosilicon (FMQ) Seals

Operating temperature :
-50°C to + 175°C

Max. operating pressure : 50 bar.

code JS3

- Good resistance to ageing and to refrigerating fluids.

Chloroprene (CR) Seals

Operating temperature :
-40°C to + 100°C

code JC

- Excellent chemical resistance.
- Good resistance to low and high temperatures.
- Superior performance to elastomers.

PTFE Seals

Operating temperature :
-50°C to + 200°C

code IA / JT or code IC / JT

In order to define the most suitable solution for your application, we ask you to supply us with the following details :

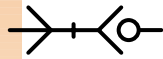
- type of fluid,
- pressure,
- temperature,
- concentration of salts and acids in water based fluids,
- particular operating conditions...

Do not hesitate to ask our Technical Sales Engineer to advise you. We place all our specialist quick release coupling knowledge at your disposal.

Valving




Single shut-off



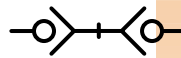
- Non aggressive fluids,
- Non polluting fluids,
- Non toxic gases,
- Applications which require decompression of down-stream hose...

- Socket with automatic shut-off
- Unvalved plug

Socket : **standard**
 Plug : **unvalved**




Double shut-off



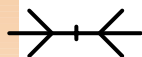
- Oil circuits,
- Hydraulic circuits,
- Gases or dangerous / aggressive / polluting fluids,
- To minimise fluid spillage...

- Socket and plug with automatic shut-off

Socket : **code OD**
 Plug : **with shut-off valve**



Unvalved




- Same uses as the "single shut-off" version,
- Better flow for a given bore.


Recommended for :

- fluids carrying particles,
- dirty water or chalky water,
- untreated water...

- Socket and plug unvalved

Socket : **code OS**
 Plug : **unvalved**






Options

7 safety keys

preventing any errors of connection between various gases and fluids and permitting a clear identification of circuits.


Yellow 180°

Code 0




Violet 165°

Code 15 *



Red 150°

Code 3



Green 135°

Code 45




Blue 120°

Code 6



Brown 105°

Code 75 *



Black 90°

Code 9




Mechanical safety :

2 slots are machined into the plug to give a keyway which corresponds with the 2 lugs on the socket.

Visual identification by :


- colour coding on plug and socket.



- coloured anodised facing disc for panel mounted sockets (except IC series).



For heavy steel industry applications on gases, we offer the RBE 11 / UR safety lock coupling range with stud safety keys : See Catalogue C 110.










* Codes 15 and 75 are not available on all diameters : see pages 12, 16, 20, 24 and 28.



Colour disc for built-in sockets

for immediate visual identification of circuits

	yellow	code DKJ		blue	code DKB
	violet *	code DKW		brown *	code DKM
	red	code DKR		black	code DKN
	green	code DKV			

* Violet and brown are not available on all diameters : see pages 12, 16, 20, 24 and 28.



Protection against dirt ingress code VD / PP

In connected position, the Chloroprene (CR) protector protects the functional components of the sockets against dirt and other external pollutants.

It must be combined with a VD push button.

Operating temperatures :
-20°C to + 90°C.

Not available for RBE03.



Raised push button code VD

Recommended for frequent connection / disconnection or use when wearing safety gloves.



Safety button code VS

(standard and IA series)

To disconnect it is necessary to :

1. push back safety slider
2. push button



Fixing device for socket dust cap code FB

Dust caps to be ordered separately : see pages 15, 19, 23, 27 and 31.

Connection

The RBE ALL FLUID range comprises numerous connection possibilities (see part number pages).

Female threading



For rubber hose



For annealed or cold drawn copper tube



Male threading



For plastic tube (Rilsan, PTFE...)



For stainless steel drawn and calibrated tube



Male threads are supplied with :

- 60 degree sealing cone on IA and IC series sockets and all valved plugs.
- Consult us regarding KES sealing kit (retaining ring and O ring seal).

Technical characteristics



RBE 03
PART NUMBERS PAGES 13 to 15



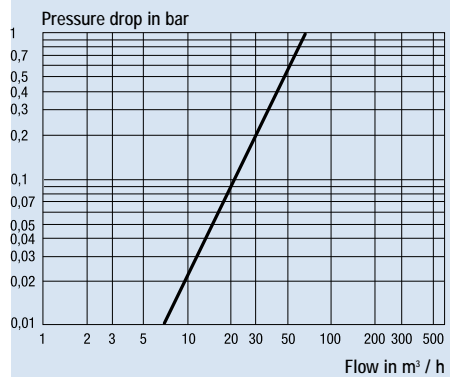
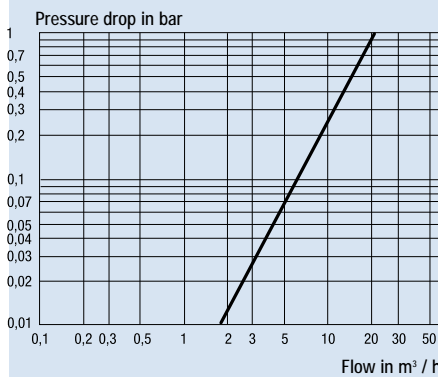
RBE 06
PART NUMBERS PAGES 17 to 19

Nominal bore (mm)	3					5,5								
Cross section (mm ²)	7					23,75								
RBE series	standard	IA	IC	HP and HPI	W	standard	IA	IC	HP and HPI	W				
Working pressure (bar)	50	16 ⁽¹⁾	50	16 ⁽¹⁾	15 ⁽²⁾	400	10 ⁻³ torr	50	16 ⁽¹⁾	50	16 ⁽¹⁾	15 ⁽²⁾	450	10 ⁻³ torr
Method of connection	50 bar					15 bar								
• On inert gas with a force of 15 daN	25 bar or at vented pressure					10 bar or at vented pressure								
• On liquids with a force of 15 daN														

(1) Connection for rubber hose and installation with ear clamps or worm drive clamps.
(2) Consult us for higher pressures.

Pneumatic flow / pressure drop charts for single shut-off couplings

Direction of flow : from socket to plug
Entry pressure : 6 bar

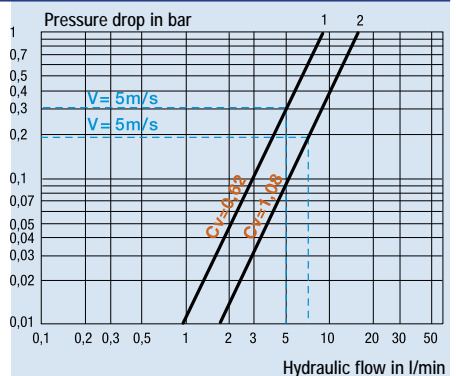
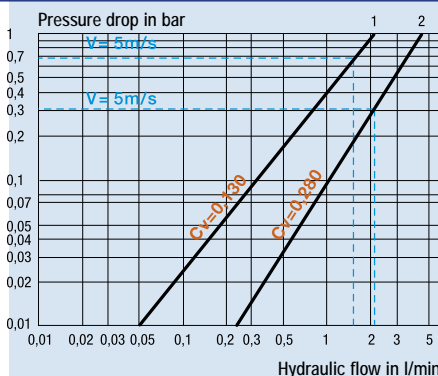


Hydraulic flow / pressure drop charts

- Chart for double shut-off coupling (OD Series)
- Chart for single shut-off coupling

Direction of flow : from socket to plug

Test conditions :
- Test fluid : water
- RBE 03 - Test fluid : hydraulic oil
INVAROL FJ13 (H515)
Density : 833 kg/m³ to 40°C
Viscosity : 13,4 cSt to 40°C





RBE 08
PART NUMBERS PAGES 21 to 23

RBE 11
PART NUMBERS PAGES 25 to 27

RBE 19
PART NUMBERS PAGES 29 to 31

8
50

11
95

19
283,5

standard	IA	IC	HP and HPI	W
50	16 ⁽¹⁾	15 ⁽²⁾	400	10 ⁻³ torr

standard	IA	IC	HP and HPI	W
50	16 ⁽¹⁾	15 ⁽²⁾	350	10 ⁻³ torr

standard	IA	IC	HP and HPI	W
50	16 ⁽¹⁾	15 ⁽²⁾	300	10 ⁻³ torr

10 bar
7 bar or at vented pressure

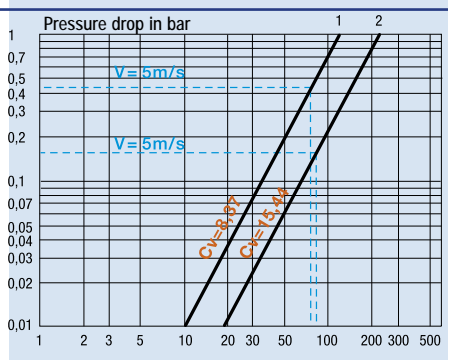
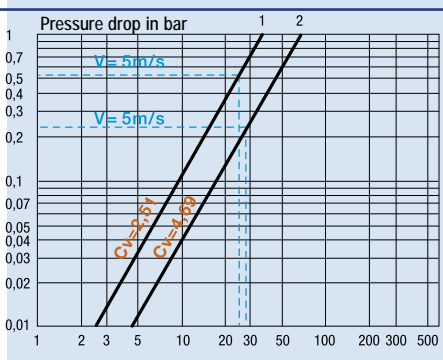
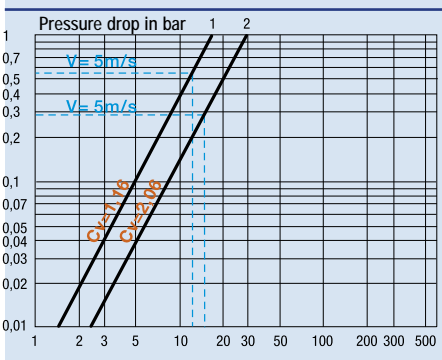
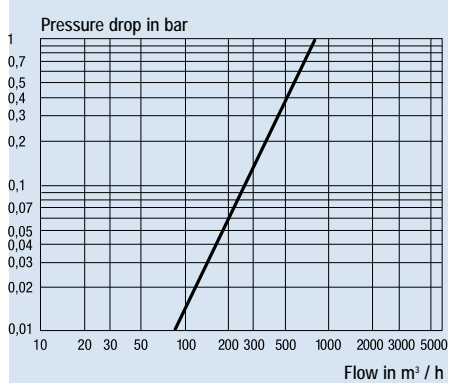
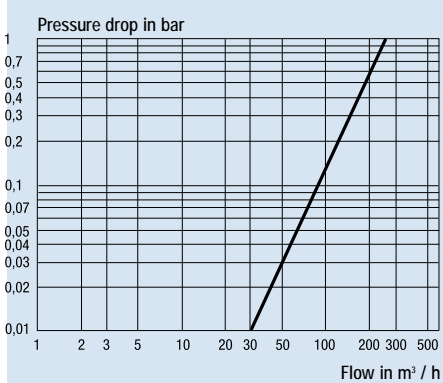
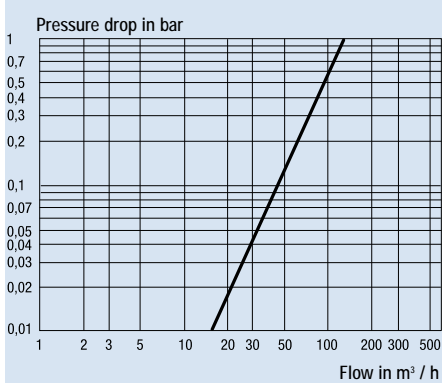
8 bar
3 bar or at vented pressure

4 bar
vented pressure

Pressure drop in bar

Pressure drop in bar

Pressure drop in bar



2

Materials used
PAGE 5

Low and medium pressure
IA IC

High pressure
IA / HP
IC / HPI / VD

Primary vacuum
IA / W IC

1

Socket
standard

Body : stainless steel with 17% chrome content
Seals : in Nitrile (NBR)
Single shut-off
No further options

RBE 03. 1151
See part numbers page 13

examples of "non standard" part numbers with options :
RBE 03.1151 / IA / JE / OD / 15 / VD / FB
RBE 03.2151 / DKJ

5

Options
PAGES 8 and 9

Safety keys
0 6
15 75
3 9
45

Colour discs for panel mount
DKJ DKB
DKW DKM
DKR DKN
DKV

Raised push button
VD

Fixing of dust caps
FB

3

Seals
PAGE 6

JV **JE** JK
JS3 JC

4

Valving
PAGE 7

OS **OD**

1

Plug
standard

Body : stainless steel with 13% chrome content
Seals : Nitrile (NBR)
No further options

2 shut-off options as standard

Unvalved
RBE 03. 6151
See part numbers page 14
example of "non standard" part number with options :
RBE 03.6151 / IC / HPI / 15

2

Materials used
PAGE 5

Low and medium pressure
IC

High pressure
IC / HPI

Primary vacuum
IC

2

Materials used
PAGE 5

Low and medium pressure
IA IC

High pressure
IA / HP
IC / HPI

Primary vacuum
IA / W IC

Valved
(only to be used with OD code on socket)

RBE 03. 7151
See part numbers page 14
example of "non standard" part number with options :
RBE 03.7151 / IA / JE / 15

3

Seals
PAGE 6

JV **JE** JK
JS3 JC

5

Options
PAGES 8 and 9







Safety keys
0 6
15 75
3 9
45



SOCKETS



PANEL MOUNTED SOCKETS

END CONNECTION		PART NUMBERS					PART NUMBERS	
		STANDARD	IA	IC	IA/HP	IC/HP/IVD		
Female thread								
	G 1/8	RBE 03.1100	X	X	X	X	X	RBE 03.2100
	NPT 1/8	RBE 03.1200	X	X	X	X	X	RBE 03.2200
	UN 7/16 - 20*	RBE 03.1311		X	X	X	X	
* To norm SAE J 1926								
Male thread								
	G 1/8	RBE 03.1150	X	X	X	X	X	RBE 03.2150
	G 1/4	RBE 03.1151	X	X	X	X	X	RBE 03.2151
	NPT 1/8	RBE 03.1250	X	X	X	X	X	RBE 03.2250
	NPT 1/4	RBE 03.1251	X	X	X	X	X	RBE 03.2251
For rubber hose								
	Ø 4 mm	RBE 03.1804	X	X	X			RBE 03.2804
	Ø 6 mm	RBE 03.1806	X	X	X			RBE 03.2806
For plastic tube								
	Ø 4/6 mm	RBE 03.1904	X	X	X			RBE 03.2904
	Ø 6/8 mm	RBE 03.1906	X	X	X			RBE 03.2906
For copper tube								
	Ø 4/6 mm	RBE 03.1704	X					RBE 03.2704
	Ø 6/8 mm	RBE 03.1706	X					RBE 03.2706
For stainless steel tube								
	Ø 6 mm ext.	RBE 03.1766	X	X	X	X		RBE 03.2766
	Ø 8 mm ext.	RBE 03.1768	X	X	X	X		RBE 03.2768
	Ø 1/4" ext.	RBE 03.1753	X	X	X	X		RBE 03.2753

UNVALVED PLUGS

END CONNECTION PART NUMBERS

STANDARD

IA

IC

IA/HP


IC/HP1

VALVED PLUGS


delivered with Nitrile (NBR) dust cap

PART NUMBERS END CONNECTION


Female thread

	G 1/8	RBE 03.6100	X		X						
	NPT 1/8	RBE 03.6200	X		X						
				X	X	X	X	X	RBE 03.7100	G 1/8	
				X	X	X	X	X	RBE 03.7200	NPT 1/8	
					X	X	X	X	RBE 03.7311	UN 7/16 - 20*	
											*To norm SAE J 1926


Male thread

	G 1/8	RBE 03.6150	X		X						
	G 1/4	RBE 03.6151	X		X						
	NPT 1/8	RBE 03.6250	X		X						
	NPT 1/4	RBE 03.6251	X		X						
				X	X	X	X	X	RBE 03.7150	G 1/8	
				X	X	X	X	X	RBE 03.7151	G 1/4	


For rubber hose

	Ø 4 mm	RBE 03.6804	X		X						
	Ø 6 mm	RBE 03.6806	X		X						
				X	X	X			RBE 03.7804	Ø 4 mm	
				X	X	X			RBE 03.7806	Ø 6 mm	


For plastic tube

	Ø 4/6 mm	RBE 03.6904	X		X						
	Ø 6/8 mm	RBE 03.6906	X		X						
				X	X	X			RBE 03.7904	Ø 4/6 mm	
				X	X	X			RBE 03.7906	Ø 6/8 mm	

For copper tube

	Ø 4/6 mm	RBE 03.6704	X					RBE 03.7704	Ø 4/6 mm		
	Ø 6/8 mm	RBE 03.6706	X					RBE 03.7706	Ø 6/8 mm		

For stainless steel tube

	Ø 6 mm ext.	RBE 03.6766			X						
	Ø 8 mm ext.	RBE 03.6768			X						
	Ø 1/4" ext.	RBE 03.6753			X						
				X	X	X	X		RBE 03.7766	Ø 6 mm ext.	
				X	X	X	X		RBE 03.7768	Ø 8 mm ext.	
				X	X	X	X		RBE 03.7753	Ø 1/4" ext.	

DUST CAPS

END CONNECTION PART NUMBERS

STANDARD
IA
IC
IA/HP
IC/HP1

for socket



RBE 03.8500	X	X			
-------------	---	---	--	--	--

Dust cap for sockets equipped with safety-key :
add "U" to the selected part number.

for plug



RBE 03.8550		X			
-------------	--	---	--	--	--

in Nitrile for plug



RBE 03.8550/BC	X				
----------------	---	--	--	--	--

Y SOCKETS*

PART NUMBERS END CONNECTION

fixed Y 2-direction

X	X	X			
---	---	---	--	--	--

RBE 03.8101	G 1/4
-------------	-------



mobile Y 2-direction

X	X	X			
---	---	---	--	--	--

RBE 03.8600	
-------------	--



mobile T 2-direction

X	X	X			
---	---	---	--	--	--

RBE 03.8660	
-------------	--



* Not available in
double shut-off version,
nor /W
nor colour coded / keyed.

2

Materials used
PAGE 5

Low and medium pressure
IA IC

High pressure
IA / HP
IC / HPI / VD

Primary vacuum
IA / W IC



1

Socket
standard

Body : stainless steel with 17% chrome content
Seals : Nitrile (NBR)
Single shut-off
No further options

RBE 06. 1151

See part numbers page 17

examples of "non standard" part numbers with options :
RBE 06.1151 / IA / JE / OD / 15 / VD / FB
RBE 06.2151 / DKJ

5

Options
PAGES 8 and 9

Safety keys
0 6
15 75
3 9
45

Colour discs for panel mount
DKJ DKB
DKW DKM
DKR DKN
DKV

Button
VD
VS (standard and IA Series)

Protection against ingress of dirt
VD / PP

Fixing of dust caps
FB

3

Seals
PAGE 6

JV **JE** JK
JS3 JC IA/JT
IC/JT

4

Valving
PAGE 7

OS **OD**

1

Plug
standard

Body : stainless steel with 13% chrome content
Seals : Nitrile (NBR)
No further options

2 shut-off options as standard



Unvalved

RBE 06. 6151

See part numbers pages 18 and 19

example of "non standard" part number with options :
RBE 06. 6151 / IC / HPI / 15

2

Materials used
PAGE 5

Low and medium pressure
IC

High pressure
IC / HPI

Primary vacuum
IC

2

Materials used
PAGE 5

Low and medium pressure
IA IC

High pressure
IA / HP
IC / HPI

Primary vacuum
IA / W IC



Valved

(only to be used with OD code on socket)

RBE 06. 7151

See part numbers pages 18 and 19

example of "non standard" part number with options :
RBE 06.7151 / IA / JE / 15

3

Seals
PAGE 6

JV **JE** JK
JS3 JC IA/JT
IC/JT

5

Options
PAGES 8 and 9

Safety keys
0 6
15 75
3 9
45



SOCKETS

PANEL MOUNTED
SOCKETS

END CONNECTION	PART NUMBERS	STANDARD	IA	IC	IA/HP	IC/HP/IVD	PART NUMBERS
Female thread							
G 1/8	RBE 06.1100	X	X	X	X	X	RBE 06.2100
G 1/4	RBE 06.1101	X	X	X	X	X	RBE 06.2101
G 3/8	RBE 06.1102	X	X	X	X	X	RBE 06.2102
G 1/2	RBE 06.1103	X	X	X	X	X	RBE 06.2103
NPT 1/8	RBE 06.1200	X	X	X	X	X	RBE 06.2200
NPT 1/4	RBE 06.1201	X	X	X	X	X	RBE 06.2201
NPT 3/8	RBE 06.1202	X	X	X	X	X	RBE 06.2202
UN 9/16 - 18*	RBE 06.1314		X	X	X	X	RBE 06.2314
* To norm SAE J 1926							
Male thread							
G 1/8	RBE 06.1150	X	X	X	X	X	RBE 06.2150
G 1/4	RBE 06.1151	X	X	X	X	X	RBE 06.2151
G 3/8	RBE 06.1152	X	X	X	X	X	RBE 06.2152
G 1/2	RBE 06.1153	X	X	X	X	X	RBE 06.2153
NPT 1/8	RBE 06.1250	X	X	X	X	X	RBE 06.2250
NPT 1/4	RBE 06.1251	X	X	X	X	X	RBE 06.2251
NPT 3/8	RBE 06.1252	X	X	X	X	X	RBE 06.2252
For rubber hose							
Ø 6 mm	RBE 06.1806	X	X	X			RBE 06.2806
Ø 8 mm	RBE 06.1808	X	X	X			RBE 06.2808
Ø 10 mm	RBE 06.1810	X	X	X			RBE 06.2810
Ø 13 mm	RBE 06.1813	X	X	X			RBE 06.2813
For plastic tube							
Ø 6/8 mm	RBE 06.1906	X	X	X			RBE 06.2906
Ø 8/10 mm	RBE 06.1908	X	X	X			RBE 06.2908
For copper tube							
Ø 6/8 mm	RBE 06.1706	X	X				RBE 06.2706
Ø 8/10 mm	RBE 06.1708	X	X				RBE 06.2708
For stainless steel tube							
Ø 6 mm ext.	RBE 06.1766		X	X	X	X	RBE 06.2766
Ø 8 mm ext.	RBE 06.1768		X	X	X	X	RBE 06.2768
Ø 10 mm ext.	RBE 06.1770		X	X	X	X	RBE 06.2770
Ø 1/4" ext.	RBE 06.1753		X	X	X	X	RBE 06.2753
Ø 3/8" ext.	RBE 06.1755		X	X	X	X	RBE 06.2755

UNVALVED PLUGS

VALVED PLUGS

delivered with Nitrile (NBR) dust cap

END CONNECTION PART NUMBERS PART NUMBERS END CONNECTION

Female thread

END CONNECTION	PART NUMBERS	STANDARD	IA	IC	IA/HP	IC/HP1	PART NUMBERS	END CONNECTION
G 1/8	RBE 06.6100	X	X	X				
G 1/4	RBE 06.6101	X	X	X				
G 3/8	RBE 06.6102	X	X	X				
NPT 1/8	RBE 06.6200	X	X	X				
NPT 1/4	RBE 06.6201	X	X	X				
NPT 3/8	RBE 06.6202	X	X	X				
M 14 x 125	RBE 06.6314	X						
UN 9/16 - 20	RBE 06.6315	X						
		X	X	X	X	X	RBE 06.7100	G 1/8
		X	X	X	X	X	RBE 06.7101	G 1/4
		X	X	X	X	X	RBE 06.7102	G 3/8
		X	X	X	X	X	RBE 06.7200	NPT 1/8
		X	X	X	X	X	RBE 06.7201	NPT 1/4
		X	X	X	X	X	RBE 06.7202	NPT 3/8
		X	X	X	X	X	RBE 06.7314	UN 9/16 - 18*

*To norm SAE J 1926

Male thread

END CONNECTION	PART NUMBERS	STANDARD	IA	IC	IA/HP	IC/HP1	PART NUMBERS	END CONNECTION
G 1/8	RBE 06.6150	X	X	X				
G 1/4	RBE 06.6151	X	X	X				
G 3/8	RBE 06.6152	X	X	X				
NPT 1/8	RBE 06.6250	X	X	X				
NPT 1/4	RBE 06.6251	X	X	X				
NPT 3/8	RBE 06.6252	X	X	X				
M 14 x 125	RBE 06.6414	X						
UN 9/16 - 20	RBE 06.6415	X						
W 3/8 (With.)	RBE 06.6152/NW	X						
		X	X	X	X	X	RBE 06.7150	G 1/8
		X	X	X	X	X	RBE 06.7151	G 1/4
		X	X	X	X	X	RBE 06.7152	G 3/8
		X	X	X	X	X	RBE 06.7250	NPT 1/8
		X	X	X	X	X	RBE 06.7251	NPT 1/4
		X	X	X	X	X	RBE 06.7252	NPT 3/8

For rubber hose

END CONNECTION	PART NUMBERS	STANDARD	IA	IC	IA/HP	IC/HP1	PART NUMBERS	END CONNECTION
Ø 4 mm	RBE 06.6804	X	X					
Ø 6 mm	RBE 06.6806	X	X					
Ø 8 mm	RBE 06.6808	X	X					
Ø 10 mm	RBE 06.6810	X	X					
Ø 13 mm	RBE 06.6813	X	X					
		X	X	X			RBE 06.7806	Ø 6 mm
		X	X	X			RBE 06.7808	Ø 8 mm
		X	X	X			RBE 06.7810	Ø 10 mm
		X	X	X			RBE 06.7813	Ø 13 mm

For plastic tube

END CONNECTION	PART NUMBERS	STANDARD	IA	IC	IA/HP	IC/HP1	PART NUMBERS	END CONNECTION
Ø 4/6 mm	RBE 06.6904	X	X					
Ø 6/8 mm	RBE 06.6906	X	X					
Ø 8/10 mm	RBE 06.6908	X	X					
		X	X	X			RBE 06.7906	Ø 6/8 mm
		X	X	X			RBE 06.7908	Ø 8/10 mm

For copper tube

END CONNECTION	PART NUMBERS	STANDARD	IA	IC	IA/HP	IC/HP1	PART NUMBERS	END CONNECTION
Ø 6/8 mm	RBE 06.6706	X						
Ø 8/10 mm	RBE 06.6708	X						
		X	X				RBE 06.7706	Ø 6/8 mm
		X	X				RBE 06.7708	Ø 8/10 mm

UNVALVED PLUGS

END CONNECTION PART NUMBERS

VALVED PLUGS

delivered with Nitrile (NBR) dust cap

PART NUMBERS END CONNECTION

For stainless steel tube

END CONNECTION	PART NUMBERS	STANDARD	IA	IC	IA/HP	IC/HP1	PART NUMBERS	END CONNECTION
Ø 6 mm ext.	RBE 06.6766		X		X			
Ø 8 mm ext.	RBE 06.6768		X		X			
Ø 10 mm ext.	RBE 06.6770		X		X			
Ø 1/4" ext.	RBE 06.6753		X		X			
Ø 3/8" ext.	RBE 06.6755		X		X			
		X	X	X	X		RBE 06.7766	Ø 6 mm ext.
		X	X	X	X		RBE 06.7768	Ø 8 mm ext.
		X	X	X	X		RBE 06.7770	Ø 10 mm ext.
		X	X	X	X		RBE 06.7753	Ø 1/4" ext.
		X	X	X	X		RBE 06.7755	Ø 3/8" ext.

DUST CAPS

for socket



Dust cap for sockets equipped with safety-key : add "U" to the selected part number.

RBE 06.8500	X	X			
-------------	---	---	--	--	--

for plug



RBE 06.8550		X			
-------------	--	---	--	--	--

in Nitrile for plug



RBE 06.8550/BC	X				
----------------	---	--	--	--	--

Y SOCKETS*

fixed Y 2-direction

X	X	X			RBE 06.8101	G 1/4
X	X	X			RBE 06.8102	G 3/8
X	X	X			RBE 06.8103	G 1/2



mobile Y 2-direction

X	X	X			RBE 06.8600	
---	---	---	--	--	-------------	--



mobile T 2-direction

X	X				RBE 06.8660	
---	---	--	--	--	-------------	--



fixed Y 2-direction for rubber hose

X	X	X			RBE 06.8813	Ø 13 mm
---	---	---	--	--	-------------	---------



* Not available in double shut-off version, nor /W nor colour coded / keyed.

2

Materials used
PAGE 5

Low and medium pressure
IA IC

High pressure
IA / HP
IC / HPI / VD

Primary vacuum
IA / W IC



1

Socket
standard

Body : stainless steel with 17% chrome content
Seals : Nitrile (NBR)
Single shut-off
No further options

RBE 08. 1152
See part numbers page 21

examples of "non standard" part numbers with options :
RBE 08.1152 / IA / JE / OD / 45 / VD / FB
RBE 08.2152 / DKJ

5

Options
PAGES 8 and 9

Safety keys
0 6
3 9
45

Colour discs for panel mount
DKJ DKB
DKR DKN
DKV

Button
VD
VS (standard and IA Series)

Protection against ingress of dirt
VD / PP

Fixing of dust caps
FB

3

Seals
PAGE 6

JV **JE** JK
JS3 JC

4

Valving
PAGE 7

OS **OD**

1

Plug
standard

Body : stainless steel with 13% chrome content
Seals : Nitrile (NBR)
No further options

2 shut-off options as standard



Unvalved
RBE 08. 6152
See part numbers pages 22 and 23
example of "non standard" part number with options :
RBE 08.6152 / IC / HPI / 45

2

Materials used
PAGE 5

Low and medium pressure
IC

High pressure
IC / HPI

Primary vacuum
IC

2

Materials used
PAGE 5

Low and medium pressure
IA IC

High pressure
IA / HP
IC / HPI

Primary vacuum
IA / W IC



Valved
(only to be used with OD code on socket)

RBE 08. 7152
See part numbers pages 22 and 23
example of "non standard" part number with options :
RBE 08.7152 / IA / JE / 45

3

Seals
PAGE 6

JV **JE** JK
JS3 JC

5

Options
PAGES 8 and 9







Safety keys
0 6
3 9
45



SOCKETS



PANEL MOUNTED SOCKETS

END CONNECTION	PART NUMBERS	STANDARD	IA	IC	IA/HP	IC/HP/IVD	PART NUMBERS
Female thread							
	G 1/4	RBE 08.1101	X	X	X	X	RBE 08.2101
	G 3/8	RBE 08.1102	X	X	X	X	RBE 08.2102
	G 1/2	RBE 08.1103	X	X	X	X	RBE 08.2103
	NPT 1/4	RBE 08.1201	X	X	X	X	RBE 08.2201
	NPT 3/8	RBE 08.1202	X	X	X	X	RBE 08.2202
	NPT 1/2	RBE 08.1203	X	X	X	X	RBE 08.2203
	UN 3/4 - 16*	RBE 08.1319		X	X	X	RBE 08.2319
	*To norm SAE J 1926						
Male thread							
	G 1/4	RBE 08.1151	X	X	X	X	RBE 08.2151
	G 3/8	RBE 08.1152	X	X	X	X	RBE 08.2152
	G 1/2	RBE 08.1153	X	X	X	X	RBE 08.2153
	NPT 1/4	RBE 08.1251	X	X	X	X	RBE 08.2251
	NPT 3/8	RBE 08.1252	X	X	X	X	RBE 08.2252
	NPT 1/2	RBE 08.1253	X	X	X	X	RBE 08.2253
For rubber hose							
	Ø 8 mm	RBE 08.1808	X	X	X		RBE 08.2808
	Ø 10 mm	RBE 08.1810	X	X	X		RBE 08.2810
	Ø 13 mm	RBE 08.1813	X	X	X		RBE 08.2813
	Ø 16 mm	RBE 08.1816	X	X	X		RBE 08.2816
For plastic tube							
	Ø 8/10 mm	RBE 08.1908	X	X			RBE 08.2908
	Ø 10/12 mm	RBE 08.1910	X	X			RBE 08.2910
For copper tube							
	Ø 8/10 mm	RBE 08.1708	X	X			RBE 08.2708
	Ø 10/12 mm	RBE 08.1710	X	X			RBE 08.2710
For stainless steel tube							
	Ø 10 mm ext.	RBE 08.1770	X	X	X	X	RBE 08.2770
	Ø 12 mm ext.	RBE 08.1772	X	X	X	X	RBE 08.2772
	Ø 3/8" ext.	RBE 08.1755	X	X	X	X	RBE 08.2755
	Ø 1/2" ext.	RBE 08.1756	X	X	X	X	RBE 08.2756



UNVALVED PLUGS



VALVED PLUGS

delivered with Nitrile (NBR) dust cap

END CONNECTION PART NUMBERS PART NUMBERS END CONNECTION

Female thread

END CONNECTION	PART NUMBERS	STANDARD	IA	IC	IA/HP	IC/HP1	PART NUMBERS	END CONNECTION
G 1/4	RBE 08.6101	X	X	X				
G 3/8	RBE 08.6102	X	X	X				
G 1/2	RBE 08.6103	X	X	X				
NPT 1/4	RBE 08.6201	X	X	X				
NPT 3/8	RBE 08.6202	X	X	X				
NPT 1/2	RBE 08.6203	X	X	X				
		X	X	X	X	X	RBE 08.7101	G 1/4
		X	X	X	X	X	RBE 08.7102	G 3/8
		X	X	X	X	X	RBE 08.7103	G 1/2
		X	X	X	X	X	RBE 08.7201	NPT 1/4
		X	X	X	X	X	RBE 08.7202	NPT 3/8
		X	X	X	X	X	RBE 08.7203	NPT 1/2
			X	X	X	X	RBE 08.7319	UN 3/4 - 16*

*To norm SAE J 1926

Male thread

G 1/4	RBE 08.6151	X	X	X				
G 3/8	RBE 08.6152	X	X	X				
G 1/2	RBE 08.6153	X	X	X				
NPT 1/4	RBE 08.6251	X						
NPT 3/8	RBE 08.6252	X						
NPT 1/2	RBE 08.6253	X						
		X	X	X	X	X	RBE 08.7151	G 1/4
		X	X	X	X	X	RBE 08.7152	G 3/8
		X	X	X	X	X	RBE 08.7153	G 1/2
		X	X	X	X	X	RBE 08.7251	NPT 1/4
		X	X	X	X	X	RBE 08.7252	NPT 3/8
		X	X	X	X	X	RBE 08.7253	NPT 1/2

For rubber hose

Ø 6 mm	RBE 08.6806	X	X					
Ø 8 mm	RBE 08.6808	X	X					
Ø 10 mm	RBE 08.6810	X	X					
Ø 13 mm	RBE 08.6813	X	X					
Ø 16 mm	RBE 08.6816	X	X					
		X	X	X			RBE 08.7808	Ø 8 mm
		X	X	X			RBE 08.7810	Ø 10 mm
		X	X	X			RBE 08.7813	Ø 13 mm
		X	X	X			RBE 08.7816	Ø 16 mm

For plastic tube

Ø 8/10 mm	RBE 08.6908	X						
Ø 10/12 mm	RBE 08.6910	X						
		X	X				RBE 08.7908	Ø 8/10 mm
		X	X				RBE 08.7910	Ø 10/12 mm

For copper tube

Ø 8/10 mm	RBE 08.6708	X						
Ø 10/12 mm	RBE 08.6710	X						
		X	X				RBE 08.7708	Ø 8/10 mm
		X	X				RBE 08.7710	Ø 10/12 mm



UNVALVED PLUGS



VALVED PLUGS

delivered with Nitrile (NBR) dust cap

END CONNECTION PART NUMBERS PART NUMBERS END CONNECTION

For stainless steel tube



END CONNECTION	PART NUMBERS	STANDARD	IA	IC	IA/HP	IC/HPI	PART NUMBERS	END CONNECTION
Ø 10 mm ext.	RBE 08.6770		X			X		
Ø 12 mm ext.	RBE 08.6772		X			X		
Ø 3/8" ext.	RBE 08.6755		X			X		
Ø 1/2" ext.	RBE 08.6756		X			X		
		X	X	X	X	X	RBE 08.7770	Ø 10 mm ext.
		X	X	X	X	X	RBE 08.7772	Ø 12 mm ext.
		X	X	X	X	X	RBE 08.7755	Ø 3/8" ext.
		X	X	X	X	X	RBE 08.7756	Ø 1/2" ext.



DUST CAPS

for socket



RBE 08.8500	X	X				
-------------	---	---	--	--	--	--

Dust cap for sockets equipped with safety-key :
add "U" to the selected part number.

for plug



RBE 08.8550		X				
-------------	--	---	--	--	--	--

in Nitrile for plug



RBE 08.8550/BC	X					
----------------	---	--	--	--	--	--

Y SOCKETS*

fixed Y 2-direction

X	X	X				RBE 08.8101	G 1/4
X	X	X				RBE 08.8102	G 3/8
X	X	X				RBE 08.8103	G 1/2



mobile Y 2-direction

X	X	X				RBE 08.8600	
---	---	---	--	--	--	-------------	--



fixed Y 2-direction for rubber hose

X	X	X				RBE 08.8813	Ø 13 mm
X	X	X				RBE 08.8816	Ø 16 mm



* Not available in double shut-off version, nor /W nor colour coded / keyed.

2

Materials used
PAGE 5

Low and medium pressure
IA IC

High pressure
IA / HP
IC / HPI / VD

Primary vacuum
IA / W IC

1

Socket standard

Body : stainless steel with 17% chrome content
Seals : Nitrile (NBR)
Single shut-off
No further options

RBE 11. 1153
See part numbers page 25

examples of "non standard" part numbers with options :
RBE 11.1153 / IA / JE / OD / 15 / VD / FB
RBE 11.2153 / DKJ

5

Options
PAGES 8 and 9

Safety keys

0	45
15	6
3	9

Colour discs for panel mount

DKJ	DKV
DKW	DKB
DKR	DKN

Button

VD
VS (standard and IA Series)
VD/VS (standard and IA Series)

Protection against ingress of dirt
VD/PP

Fixing of dust caps
FB

3

Seals
PAGE 6

JV	JE	JK
JS3	JC	IA/JT
IC/JT		

4

Valving
PAGE 7

OS	OD
----	-----------

1

Plug standard

Body : stainless steel with 13% chrome content
Seals : Nitrile (NBR)
No further options

2 shut-off options as standard

Unvalved

RBE 11. 6153
See part numbers page 26

example of "non standard" part number with options :
RBE 11.6153 / IC / HPI / 15

2

Materials used
PAGE 5

Low and medium pressure
IC

High pressure
IC / HPI

Primary vacuum
IC

2

Materials used
PAGE 5

Low and medium pressure
IA IC

High pressure
IA / HP
IC / HPI

Primary vacuum
IA / W IC

Valved
(only to be used with OD code on socket)

RBE 11. 7153
See part numbers page 26

example of "non standard" part number with options :
RBE 11.7153 / IA / JE / 15

3

Seals
PAGE 6

JV	JE	JK
JS3	JC	IA/JT
IC/JT		

5

Options
PAGES 8 and 9

Safety keys




0	45
15	6
3	9



SOCKETS



PANEL MOUNTED SOCKETS

END CONNECTION		PART NUMBERS					PART NUMBERS	
		STANDARD	IA	IC	IA/HP	IC/HP/IVD		
Female thread								
	G 3/8	RBE 11.1102	X	X	X	X	X	RBE 11.2102
	G 1/2	RBE 11.1103	X	X	X	X	X	RBE 11.2103
	G 3/4	RBE 11.1104	X	X	X	X	X	RBE 11.2104
	NPT 3/8	RBE 11.1202	X	X	X	X	X	RBE 11.2202
	NPT 1/2	RBE 11.1203	X	X	X	X	X	RBE 11.2203
	NPT 3/4	RBE 11.1204	X	X	X	X	X	RBE 11.2204
	UN 7/8 - 14*	RBE 11.1322		X	X	X	X	RBE 11.2322
* To norm SAE J 1926								
Male thread								
	G 3/8	RBE 11.1152	X	X	X	X	X	RBE 11.2152
	G 1/2	RBE 11.1153	X	X	X	X	X	RBE 11.2153
	G 3/4	RBE 11.1154	X	X	X	X	X	RBE 11.2154
	NPT 3/8	RBE 11.1252	X	X	X	X	X	RBE 11.2252
	NPT 1/2	RBE 11.1253	X	X	X	X	X	RBE 11.2253
	NPT 3/4	RBE 11.1254	X	X	X	X	X	RBE 11.2254
For rubber hose								
	Ø 8 mm	RBE 11.1808	X					RBE 11.2808
	Ø 10 mm	RBE 11.1810	X					RBE 11.2810
	Ø 13 mm	RBE 11.1813	X	X	X			RBE 11.2813
	Ø 16 mm	RBE 11.1816	X	X	X			RBE 11.2816
	Ø 19 mm	RBE 11.1819	X	X	X			RBE 11.2819



UNVALVED PLUGS



VALVED PLUGS

delivered with Nitrile (NBR) dust cap

END CONNECTION PART NUMBERS PART NUMBERS END CONNECTION

Female thread

END CONNECTION	PART NUMBERS	STANDARD	IA	IC	IA/HP	IC/HPI	PART NUMBERS	END CONNECTION
G 1/4	RBE 11.6101	X	X					
G 3/8	RBE 11.6102	X	X		X			
G 1/2	RBE 11.6103	X	X		X			
G 3/4	RBE 11.6104	X	X		X			
NPT 3/8	RBE 11.6202	X						
NPT 1/2	RBE 11.6203	X						
NPT 3/4	RBE 11.6204	X						
		X	X	X	X	X	RBE 11.7102	G 3/8
		X	X	X	X	X	RBE 11.7103	G 1/2
		X	X	X	X	X	RBE 11.7104	G 3/4
		X	X	X	X	X	RBE 11.7202	NPT 3/8
		X	X	X	X	X	RBE 11.7203	NPT 1/2
		X	X	X	X	X	RBE 11.7204	NPT 3/4
			X	X	X	X	RBE 11.7322	UN 7/8 - 14*

* To norm SAE J 1926

Male thread

END CONNECTION	PART NUMBERS	STANDARD	IA	IC	IA/HP	IC/HPI	PART NUMBERS	END CONNECTION
G 3/8	RBE 11.6152	X		X		X		
G 1/2	RBE 11.6153	X		X		X		
G 3/4	RBE 11.6154	X		X		X		
NPT 3/8	RBE 11.6252	X						
NPT 1/2	RBE 11.6253	X						
NPT 3/4	RBE 11.6254	X						
		X	X	X	X	X	RBE 11.7152	G 3/8
		X	X	X	X	X	RBE 11.7153	G 1/2
		X	X	X	X	X	RBE 11.7154	G 3/4
		X	X		X		RBE 11.7252	NPT 3/8
		X	X		X		RBE 11.7253	NPT 1/2
		X	X		X		RBE 11.7254	NPT 3/4

For rubber hose

END CONNECTION	PART NUMBERS	STANDARD	IA	IC	IA/HP	IC/HPI	PART NUMBERS	END CONNECTION
Ø 6 mm	RBE 11.6806	X		X				
Ø 8 mm	RBE 11.6808	X		X				
Ø 10 mm	RBE 11.6810	X		X				
Ø 13 mm	RBE 11.6813	X		X				
Ø 16 mm	RBE 11.6816	X		X				
Ø 19 mm	RBE 11.6819	X		X				
		X	X	X			RBE 11.7813	Ø 13 mm
		X	X	X			RBE 11.7816	Ø 16 mm
		X	X	X			RBE 11.7819	Ø 19 mm

DUST CAPS

END CONNECTION PART NUMBERS

STANDARD
IA
IC
IA/HP
IC/HP1

for socket



RBE 11.8500	X	X			
-------------	---	---	--	--	--

Dust cap for sockets equipped with safety-key :
add "U" to the selected part number.

for plug



RBE 11.8550		X			
-------------	--	---	--	--	--

in Nitrile for plug



RBE 11.8550/BC	X				
----------------	---	--	--	--	--

Y SOCKETS*

PART NUMBERS END CONNECTION

fixed Y 2-direction

X	X	X	RBE 11.8102	G 3/8
X	X	X	RBE 11.8103	G 1/2
X	X	X	RBE 11.8104	G 3/4



mobile Y 2-direction

X	X	X	RBE 11.8600	
---	---	---	-------------	--



fixed Y 2-direction for rubber hose

X	X	X	RBE 11.8813	Ø 13 mm
X	X	X	RBE 11.8816	Ø 16 mm
X	X	X	RBE 11.8819	Ø 19 mm



* Not available in double shut-off version, nor /W nor colour coded / keyed.

2

Materials used
PAGE 5

Low and medium pressure
IA IC

High pressure
IA / HP
IC / HPI / VD

Primary vacuum
IA / W IC



1

Socket
standard

Body : in stainless steel with 17% chrome content

Seals : Nitrile (NBR)

Single shut-off

No further options

RBE 19. 1154

See part numbers page 29

examples of "non standard" part numbers with options :

RBE 19.1154 / IA / JE / OD / 45 / VD / FB
RBE 19.2154 / DKJ

5

Options
PAGES 8 and 9

Safety keys
0 6
3 9
45

Colour discs for panel mount
DKJ DKB
DKR DKN
DKV

Button
VD VS (standard and IA Series)

Protection against ingress of dirt
VD / PP

Fixing of dust caps
FB

3

Seals
PAGE 6

JV **JE** JK
JS3 JC IA/JT
IC/JT

4

Valving
PAGE 7

OS **OD**

1

Plug
standard

Body : stainless steel with 13% chrome content

Seals : Nitrile (NBR)

No further options

2 shut-off options as standard



Unvalved

RBE 19. 6154

See part numbers page 30

example of "non standard" part number with options :

RBE 19.6154 / IC / HPI / 45

2

Materials used
PAGE 5

Low and medium pressure
IC

High pressure
IC / HPI

Primary vacuum
IC

2

Materials used
PAGE 5

Low and medium pressure
IA IC

High pressure
IA / HP
IC / HPI

Primary vacuum
IA / W IC



Valved

(only to be used with OD code on socket)

RBE 19. 7154

See part numbers page 30

example of "non standard" part number with options :

RBE 19.7154 / IA / JE / 45

3

Seals
PAGE 6

JV **JE** JK
JS3 JC IA/JT
IC/JT

5

Options
PAGES 8 and 9

Safety keys
0 6
3 9
45




SOCKETS



PANEL MOUNTED SOCKETS

END CONNECTION PART NUMBERS STANDARD IA IC IA/HP IC/HP/IVD PART NUMBERS

Female thread



G 3/4	RBE 19.1104	X	X	X	X	X	RBE 19.2104
G 1	RBE 19.1105	X	X	X	X	X	RBE 19.2105
NPT 3/4	RBE 19.1204	X	X	X	X	X	RBE 19.2204
NPT 1	RBE 19.1205	X	X	X	X	X	RBE 19.2205
UN 1 5/16 - 12*	RBE 19.1333		X	X	X	X	RBE 19.2333

* To norm SAE J 1926

Male thread



G 3/4	RBE 19.1154	X	X	X	X	X	RBE 19.2154
G 1	RBE 19.1155	X	X	X	X	X	RBE 19.2155
NPT 3/4	RBE 19.1254	X	X		X		RBE 19.2254
NPT 1	RBE 19.1255	X	X		X		RBE 19.2255

For rubber hose



Ø 19 mm	RBE 19.1819	X	X	X			RBE 19.2819
Ø 25 mm	RBE 19.1825	X	X	X			RBE 19.2825



UNVALVED PLUGS



VALVED PLUGS

delivered with Nitrile (NBR) dust cap

END CONNECTION PART NUMBERS

PART NUMBERS END CONNECTION

Female thread

END CONNECTION	PART NUMBERS	STANDARD	IA	IC	IA/HP	IC/HPI	PART NUMBERS	END CONNECTION
G 3/4	RBE 19.6104	X	X	X			RBE 19.7104	G 3/4
G 1	RBE 19.6105	X	X	X			RBE 19.7105	G 1
NPT 3/4	RBE 19.6204	X	X	X			RBE 19.7204	NPT 3/4
NPT 1	RBE 19.6205	X					RBE 19.7205	NPT 1
		X	X	X	X	X	RBE 19.7333	UN 1 5/16 - 12*

* To norm SAE J 1926

Male thread

END CONNECTION	PART NUMBERS	STANDARD	IA	IC	IA/HP	IC/HPI	PART NUMBERS	END CONNECTION
G 3/4	RBE 19.6154	X	X	X			RBE 19.7154	G 3/4
G 1	RBE 19.6155	X	X	X			RBE 19.7155	G 1
NPT 3/4	RBE 19.6254	X	X	X			RBE 19.7254	NPT 3/4
NPT 1	RBE 19.6255	X					RBE 19.7255	NPT 1

For rubber hose

END CONNECTION	PART NUMBERS	STANDARD	IA	IC	IA/HP	IC/HPI	PART NUMBERS	END CONNECTION
Ø 19 mm	RBE 19.6819	X	X				RBE 19.7819	Ø 19 mm
Ø 25 mm	RBE 19.6825	X	X				RBE 19.7825	Ø 25 mm

DUST CAPS

END CONNECTION PART NUMBERS


for socket



	STANDARD	IA	IC	IA/HP	IC/HP/
RBE 19.8500	X	X			

Dust cap for sockets equipped with safety-key :
add "U" to the selected part number.

for plug



	STANDARD	IA	IC	IA/HP	IC/HP/
RBE 19.8550		X			

in Nitrile for plug



	STANDARD	IA	IC	IA/HP	IC/HP/
RBE 19.8550/BC	X				

Y SOCKETS *

PART NUMBERS END CONNECTION

fixed Y 2-direction

	STANDARD	IA	IC	PART NUMBERS	END CONNECTION
X	X	X		RBE 19.8104	G 3/4
X	X	X		RBE 19.8105	G 1



mobile Y 2-direction

	STANDARD	IA	IC	PART NUMBERS
X	X	X		RBE 19.8600



fixed Y 2-direction for rubber hose

	STANDARD	IA	IC	PART NUMBERS	END CONNECTION
X	X	X		RBE 19.8819	Ø 19 mm
X	X	X		RBE 19.8825	Ø 25 mm



* Not available in
double shut-off version,
nor /W
nor colour coded / keyed.

- Sales coordination
- Staubli subsidiaries
- Distributors

CONNECT WITH STÄUBLI ALL OVER THE WORLD

■ UNITED KINGDOM

STÄUBLI (UK) Ltd
Stafford Park 17
TELFORD Shropshire TF 3 3DG
Tel.: ++44 (0) 1952/292 148
Fax: ++44 (0) 1952/290 057
e-mail : connectors.uk@staubli.com

■ NORTH AMERICA

(USA, Canada, Mexico)
STÄUBLI CORPORATION
P.O. Box 189 - DUNCAN S.C. 29334
Tel.: ++1 864/433-1980
Fax: ++1 864/486-5498
Toll free Number : 800/845 - 9193
e-mail : connectors.usa@staubli.com

■ BELGIUM

STÄUBLI BENELUX
Meensesteenweg 407
8501 BISSEGEEM
Tel.: ++32 (0) 56 36 40 03
Fax: ++32 (0) 56 36 40 10
e-mail : benelux@staubli.com

■ BRAZIL

**STÄUBLI COMÉRCIO, IMPORTAÇÃO,
EXPORTAÇÃO E REPRESENTAÇÕES LTDA**
Rua Henri Dunant 137 Conj. D
04709 110 SÃO PAULO-SP
Tel.: ++55 (0) 11 5182 7600
Fax: ++55 (0) 11 5181 8334
e-mail : connectors.br@staubli.com

■ CHINA

STÄUBLI (HANGZHOU) MECHATRONIC CO. LTD.
Hangzhou Economic &
Technological Development Zone, M 2-1-3
HANGZHOU 310018
Tel.: ++86 571 86912161
Fax: ++86 571 86912522
e-mail : connectors.cn@staubli.com

■ FRANCE

STÄUBLI RACCORD FRANCE
Parc du Moulin - 31, rue du Saule Trapu - B.P. 212
91882 MASSY Cedex
Tel. ++33 (0)1 69 93 25 00
Fax: ++33 (0)1 69 93 25 10
e-mail : srf@staubli.com

■ GERMANY, AUSTRIA

STÄUBLI Tec-Systems GmbH
Theodor-Schmidt-Str. 25
Postfach 10 10 37
95410 BAYREUTH
Tel.: ++49 (0) 921/883-80
Fax: ++49 (0) 921/12070
e-mail : connectors@staubli.de

■ ITALY

STÄUBLI ITALIA S.p.A.
Via Rivera, 55 - Casella postale 117
20048 CARATE BRIANZA
Tel. : ++39 (0) 362/944.1
Fax: ++39 (0) 362/944 382
e-mail : connectors.it@staubli.com

■ JAPAN

STÄUBLI KK
4-12-4, NISHINAKAJIMA YODOGAWA-KU
OSAKA 532-0011
Tel.: ++81 6 6889 3308
Fax: ++81 6 6889 3118
e-mail : connectors.stkk@staubli.com

■ POLAND

STÄUBLI Lodz Sp. z o.o.
ul. Wigury 21 - 90319 LODZ
Tel.: ++48 42 636 85 04
Fax: ++48 42 637 13 91

■ PORTUGAL

STÄUBLI PORTUGAL REPRESENTAÇÕES LDA
Via Central de Milheiros, 171-A
4475-330 MILHEIROS - MAIA
Tel.: ++351 22 978 39 56/50
Fax: ++351 22 978 39 59

■ SPAIN

STÄUBLI ESPAÑOLA
C/. Reina Eilonor, 178 1°
08205 SABADELL (Barcelona)
Tel.: ++34 937 205 405
Fax: ++34 937 124 256
e-mail : connectors.es@staubli.com

■ SWITZERLAND

STÄUBLI A.G.
Seestrasse, 238
8810 HORGEN/ZURICH
Tel : ++41 (0) 43/244 22 33
Fax : ++41 (0) 43/244 22 34
e-mail : sales.couplings@staubli.com

■ TURKEY

**STÄUBLI Sanayi Makine ve Aksesuarlari
Ticaret Ltd. Sti.**
ATATURK MAH.
MARMARA SANAYI SITESI
B BLOK N°: 28
34670 IKITELLI
ISTANBUL
Tel. : ++90 212 472 13 00
Fax : ++90 212 472 12 29
e-mail : connectors.tr@staubli.com

INTERNATIONAL SALES COORDINATION

STÄUBLI FAVERGES - B.P. 70 - F - 74210 FAVERGES - Tel. : ++33 (0) 4 50 65 67 97 - Fax : ++33 (0) 4 50 65 60 69
Internet : <http://www.staubli.com> - e-mail : connectors.sales@staubli.com

STÄUBLI® is a registered trade mark of STÄUBLI INTERNATIONAL AG

STÄUBLI®