


Feed Through



574-880 to 574-983
H = 47, W = 60

574-995, 575-008
H = 63, W = 60

- Suitable for solid, stranded and flexible wires
- Screws are captive in moulding
- 'Conical' conductor guide entry to screw clamp
- Rated up to 750V
- 2.5mm terminals are available in a variety of colours for circuit colour coding
- Pre-assembled jumper bars available SEE PAGE 566

Type	Cable Size (mm ²)		Nominal Current	Pitch	Colour	Approvals	Mfrs. List No	Order Code
	Stranded	Solid						
WDU 2.5	4	4	26A	5	Beige	1-4, 6-10	102000	574-880
WDU 2.5	4	4	26A	5	Blue	1-4, 6-10	102008	574-892
WDU 2.5	4	4	26A	5	Yellow	1-4, 6-10	102002	574-909
WDU 2.5	4	4	26A	5	Orange	1-4, 6-10	102006	574-910
WDU 2.5	4	4	26A	5	Red	1-4, 6-10	102004	574-922
WDU 2.5	4	4	26A	5	White	1-4, 6-10	103680	574-934
WDU 2.5	4	4	26A	5	Black	1-4, 6-10	102001	574-946
WDU 4	6	4	35A	6	Beige	1-4, 6-10	102010	574-958
WDU 4	6	4	35A	6	Blue	1-4, 6-10	102018	574-960
WDU 6	10	10	46A	8	Beige	1-4, 6-10	102020	574-971
WDU10	16	16	63A	10	Beige	1-4, 6-10	102030	574-983
WDU16	25	16	85A	12	Beige	1-3, 6-10	102040	574-995
WDU35	50	35	125A	16	Beige	1-3, 6-10	102050	575-008

CTL072

Type	Order Code	Price Each			
		10+	100+	500+	1K+
WDU2.5	. 574-880				
WDU2.5 Blue	. 574-892				
WDU2.5 Yellow	. 574-909				
WDU2.5 Orange	. 574-910				
WDU2.5 Red	. 574-922				
WDU2.5 White	. 574-934				
WDU2.5 Black	. 574-946				
WDU4	. 574-958				
WDU4 Blue	. 574-960				
WDU6	. 574-971				
WDU10	. 574-983				
WDU16	. 574-995				
WDU35	. 575-008				

Double-Deck



H = 63, W = 69


- Permits high density wiring in singleterminal width
- Both upper and lower current bars can be cross connected
- Replaces single terminals without moving adjacent terminals
- Rated up to 440V
- Pre-assembled jumper bar available (575-136) SEE PAGE 566
- WDK2.5V has common connecting current bar to connect upper and lower tiers

Type	Cable Size (mm ²) Stranded/Solid	Nominal Current	Pitch	Mfrs. List No.	Order Code
WDK2.5V	2.5/2.5	24A	5	102230	305-7598
End Cover	-	-	-	105910	575-021

CTL094

Type	Order Code	Price Each		
		10+	100+	500+
WDK2.5	.575-010			
WDK2.5V	.305-7598			
End Cover	.575-021			

1 In 2 Out and 2 In 2 Out



1 In 2 Out
H = 47, W = 60

2 In 2 Out
H = 47, W = 60

- Feed through terminals designed for commoning requirements.
- Pre-assembled jumper bar available (575-136) SEE PAGE566

Cable Size (mm ²) Stranded Incoming /outgoing	Solid Incoming /outgoing	Nominal Current	Voltage Rating	Pitch	Mfrs. List No.	Order Code
2.5/2.5	1.5/1.5	18A	500V	5	103140	574-045

CTL092


Type	Order Code	Price Each		
		5+	100+	250+
1 In 2 Out				
WDU2.5ZR	. 575-033			
2 In 2 Out				
WDU1.5ZZ	. 575-045			

Isolating, Fused and Earth



Isolating
H = 49 (Blade Closed) W = 60

Fused (5 20mm)
H = 60, W = 60



Fused (1" ¼, 1¼ ¼),
H = 67, W = 60

Earth
H = 47, W = 60

- Isolating terminal is used where there is a need to remove the supply voltage from a circuit
- Lever action fuse carriers accept either a 5 20mm fuse (575-069) or 1" ¼"/1¼" ¼" fuses (575-070)
- Earth terminals have a vibration proof connection from each terminal to the mounting rail

Type	Cable Size (mm ²)		Nominal Current	Voltage Rating	Pitch	Approvals	Mfrs. List No.	Order Code
	Solid/	Flexible						
Isolating WTR.25	4/4	2.5	10A	380V	5	1-4,6,7,9,10	101110	575-057
Fused WSI6	10/10	10	6.3A	500V	8	1-7,9,10	101100	575-069
WSI6/2	10/10	10	6.3A	500V	12	1,2,9	101400	575-070
Earth WPE2.5	4/4	4	-	-	5	1-10	101000	575-082
WPE4	6/6	4	-	-	6	1-10	101010	575-094
WPE6	10/10	10	-	-	8	1-10	101020	575-100

CTL071

Type	Order Code	Price Each		
		5+	50+	250+
Order Multiple=10				
Isolating				
WTR2.5	. 575-057			
Order Multiple=5				
Fused				
WSI6 (5 20mm)	. 575-069			
WSI6/2 (1" ¼/1¼ ¼)	. 575-070			
Earth				
WPE2.5	. 575-082			
WPE4	. 575-094			
WPE6	. 575-100			

continued