


## Card Edge Connectors — Continued

### 0.156" Pitch Single Sided




- An 18 way single sided edge connector with 0.156" gold over nickel plated contacts
- Connector has PCB pins (1.23 0.33 5.41mm) with 5.08mm row spacing
- Mounting holes 3.25mm dia.
- Current rating 5A

CS164

Single Sided		Price Each				
No. of Ways	Order Code	1+	10+	50+	100+	250+ 500+
18	145-149					

### 0.156" Pitch Double Sided



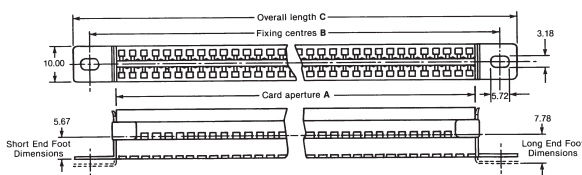

- A 22 way double sided edge connector with 0.156" gold inlay contacts suitable for use with video games and PCB's.
- connector has solder eyelet terminals with a 3.55mm row spacing
- Mounting holes 3.25mm diameter
- Current rating 5A

CS165

Double Sided		Price Each				
No. of Ways	Order Code	1+	10+	50+	100+	250+
22+22	145-148					

### Keymec® Modular Series 2.54mm (0.100") Pitch

**McMurdo**



- High reliability class modula edge connector
- Cantilever type contacts, front loading front removable
- Choice of five standard lengths, 24, 32, 40, 56 and 85 way

Ways	A	B	C
24	61.82	76.30	85.70
32	82.14	96.62	106.02
40	102.46	116.94	126.34
56	143.10	157.58	166.98
85	216.87	231.09	240.69

Housing	Glass filled polyester	Proof voltage	1050V dc or ac peak
Contact material	Phosphor bronze	Current rating	3A dc or ac peak at +25°C
Contact finish	Hard acid gold over nickel	Insulation resistance	(initially) 10 <sup>10</sup> MΩ min
Mechanical endurance	250 operations		
Working voltage	350V dc or ac peak		

#### Single Sided

Mftrs. List No. B547yyQHxx, where yy = '01' for solder tail or '25' for PCB tail where xx = No. of ways

CS166

Single Sided		Price Each				
No. of Ways	Terminal Type	Order Code	1+	25+	100+	250+ 500+
24	ST	965-881				
24	PCB	965-893				
32	ST	965-900				
32	PCB	965-911				
56	ST	965-923				
85	ST	965-935				
85	PCB	965-947				

ST = Solder tail PCB = Printed circuit tail

#### Double Sided


Mftrs. List No. B547zzQQxxD, where zz = '00' for solder tail, or '24' for PCB tail where xx=No. of ways

CS167

Double Sided		Price Each				
No of Ways	Terminal Type	Order Code	1+	25+	100+	250+ 500+
24+24	ST	965-959				
24+24	PCB	965-960				
32+32	ST	965-972				
32+32	PCB	965-984				
40+40	PCB	965-996				
56+56	ST	966-009				
56+56	PCB	966-010				
85+85	ST	966-022				
85+85	PCB	966-034				

ST = Solder tail PCB = Printed circuit tail

### Accessories



**Note:** Two end feet are required per edge connector.

Mftrs. List No. 24-6005 = 966-046, 24-6003 = 966-058, 24-006 = 972-186, 24-6004 = 972-198, 31152-104-0 = 972-204, 16-8018 = 972-216, 16-8007 = 972-228

CS168

Order Multiple=10		Price Each		
Metal End Feet	Order Code	10+	20+	100+
Short (closed)	966-046			
Short (open)	966-058			
Long (closed)	972-186			
Long (open)	972-198			
Plastic end foot ♦	972-204			
Board location key	972-216			
Polarising key	972-228			

♦ **Important:** Please Note: When using plastic end feet the two end contacts (four on double sided) have to be removed and the number of ways is consequently reduced by two (four on double sided).