

Receptacle Contact

Material	Phosphor bronze, tin plated
Current rating	14A max
Wire range	1.4-1.7mm (insulation dia.) 22-20AWG 1.8-3.3mm (insulation dia.) 20-16AWG

Connectors

Dielectric withstand voltage	1500Vrms
Insulation resistance	200ΩMohm
Temperature range	-40°C to +125°C

Wire Seals

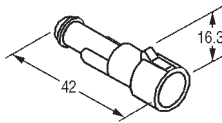
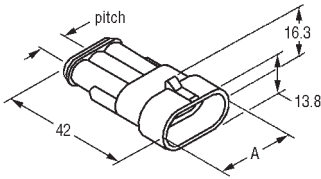
Material	Silicon rubber
----------	----------------

Tab Contact

Material	Brass, tin plated
Current rating	14A max
Wire Range	1.4-1.7mm (insulation dia.) 22-20AWG 1.8-3.3mm (insulation dia.) 20-16AWG

Material (housing and secondary lock)	Polyamide 6.6 GF
Sealing	Silicon rubber

Tab Connector



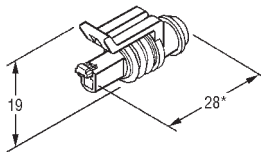
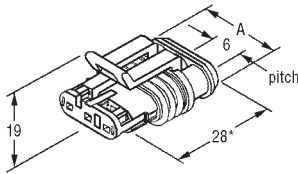
No. of Ways	Mftrs. List No.	Dimension A (mm)	Single Wire Seal	Wire dia. (mm)	Order Code
1	282103-1	13.8	281934-4	1.4-1.7	150-642
2	282104-1	19.8	281934-2	1.8-2.4	150-654
3	282105-1	25.8	281934-2	1.8-2.4	150-678
4	282106-1	31.8	281934-3	2.6-3.3	150-680
5	282107-1	37.8	281934-3	2.6-3.3	150-885
6	282108-1	43.8	281934-3	2.6-3.3	150-897

CM454

Order Multiple=5

No. of Ways	Mftrs. List No.	Order Code	5+	50+	100+	500+	1000+
1	282103-1	150-642					
2	282104-1	150-654					
3	282105-1	150-678					
4	282106-1	150-680					
5	282107-1	150-885					
6	282108-1	150-897					

Plug Connector



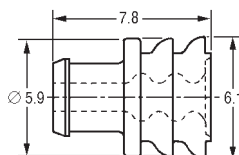
No. of Ways	Mftrs. List No.	Dimension A (mm)	Single Wire Seal	Wire dia. (mm)	Order Code
1	285079-1	9.3	281934-4	1.4-1.7	150-393
2	282080-1	15.3	281934-2	1.8-2.4	150-400
3	282087-1	21.3	281934-2	1.8-2.4	150-423
4	282088-1	27.3	281934-3	2.6-3.3	150-435
5	282089-1	33.3	281934-3	2.6-3.3	150-447
6	282090-1	39.3	281934-3	2.6-3.3	150-472

CM455

Order Multiple=5

No. of Ways	Mftrs. List No.	Order Code	5+	50+	100+	500+	1000+
1	282079-1	150-393					
2	282080-1	150-400					
3	282087-1	150-423					
4	282088-1	150-435					
5	282089-1	150-447					
6	282090-1	150-472					

Wire Seal




- Seals shaped for ease of insertion in the cavity
- Collar in crimping area provides excellent strain on the terminals
- Suitable for wire with insulation diameter from 1.5 to 3.3mm

CM456

Order Multiple=10

Colour	Mftrs. List No.	Order Code	10+	50+	100+	500+	1000+
Wire Seal							
Green	281934-4	150-915					
Yellow	281934-2	150-939					
Red	281934-3	150-964					
Contacts							
Tab (22-20AWG)	183036-1	151-038					
	183024-1	151-040					
	183035-1	151-063					
	183025-1	151-075					
Crimp Tool							1+
Pro-crimper	58583-1	151-087					

'Buccaneer' Threaded Coupling – IP68 2 and 3 Way 10A, 6 Way 3A, 9 Way 5A



In-Line Socket **314-353**
L = 64.4 Dia = 38.1

Panel Socket **314-298**
L = 28, Dia = 38.1
Panel thickness = 0.8 – 6.4

Free Socket **314-237**
L = 65, Dia = 38.1

In-Line plug **314-328**
L = 67.4 Dia = 38.1

Panel plug **314-262**
L = 32 Dia = 37.1
Panel thickness = 0.8 – 6.4

Free plug **314-201**
L = 65 Dia = 38.1

Bulkhead socket **314-389**
Panel cut-out bulkhead = 25.4 dia
Fixing centres = 33.3 33.3

Flange Mounting Plug **978-024**
Panel Cut-Out = 20.2 dia
Fixing centres = 33.3 x 33.3

Panel cut-out chassis

- Sealed to IP68
- Free socket mates with in-line or panel plug
- Free plug mates with in-line or chassis socket
- Screw termination on 2, 3 and 6 way, crimp on 9 and 25 way
- Interchangeable plug or socket inserts
- Housing resistant to dust, oil and salt water
- Approvals, **UL, CSA, VDE** and **Lloyds Ship Register**, 25 way pending

Note: Crimp pins and sockets supplied loose with 9 way connectors and ordered separately for 25 ways.

Contact rating	2/3 way	4 way	6 way	7 way	9 way	25 way	Housing	Black nylon, UL94-HB
	10A @ 250Vac/dc	6A @ 250ac/dc	3A @ 250Vac/dc	3A @ 250Vac/dc	5A @ 150Vac/dc	1A @ 50 Vac/dc	Contacts	Brass, nickel plated – screw
								Tin plated alloy – 9 way crimp Copper alloy, gold on nickel plating – 25 way.
Temp. range	-20°C to +70°C						Termination	Screw – 2,3,4,6 and 7 way 9 way crimp – 24 to 25 Awg 25 way crimp-24 Awg 6 – 8.1mm-2,3,4,6,7 and 9 way 7 – 9mm-25 way

CM83X/CM83a

No. of Ways	Mftrs. List No.	Order Code	1+	10+	50+	100+	250+	500+
Free Plug								
2	PX0736P	.314-183						
3	PX0731P	.314-195						
4	PX0748P	626-284						
6	PX0739P	.314-201						
7	PX0745P	626-030						
9	PX0728P	469-683						
25	PX0820P	.560-844						

continued

continued