

2mm Pitch Milli-Grid™

Crimp Housing and PCB Headers

- High density 2mm grid pattern
- Versatile breakaway unshrouded vertical headers
- Unshrouded headers end stackable
- 4 to 50 way double row
- 0.5mm square header pins
- Gold plated contacts
- Flame retardant to **UL94V-0**
- **UL** and **CSA** approved



Current rating	1A	Body material:	
Voltage rating	125V ac	Crimp housing,	
Contact resistance	25mΩ max.	unshrouded/slip-off headers	Black G.F. polyester, UL94V-0
Dielectric strength	500V ac rms	Shrouded headers	
Insulation resistance	1000MΩ	and sockets	Black nylon, UL94V-0

CP276

Crimp Terminal Housing



Non-Polarised

Mftrs. List No. 51110-xx50 where xx = No. of ways



Centre polarising
Bump and side latches

Mftrs. List No. 51110-xx51 where xx = No. of ways

FOR SUITABLE CRIMP TERMINALS **THIS PAGE**

CP277

Order Multiple=10

No. of Ways	Order Code	10+	100+	250+	500+	1000+	2500+
-------------	------------	-----	------	------	------	-------	-------

Non-Polarised

4	510-968						
6	510-970						
8	510-981						
10	510-993						
14	511-584						
16	511-018						
20	511-020						

Order Multiple=5

No. of Ways	Order Code	5+	100+	250+	500+	1000+	2500+
14	511-031						
16	511-043						
20	511-596						

Crimp Terminal for Milli-Grid™

Wire Size	Wire Size	Insulation	Mftrs.
mm ²	AWG	Diameter	List No.
0.051-0.22	30-24	1.4 max.	50394-8100



CP279

Pack Quantity	Order Code	1+	5+	10+
100	511-559			
1000	511-560			

Crimp Tool for Milli-Grid



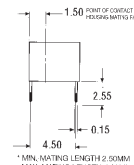
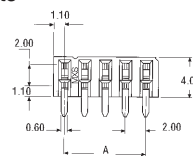
CP280

Mftrs. List No.	Order Code	Price Each
69008-0959	511-572	1+

Side Entry Sockets



PCB hole dia. = 0.9±0.05



Mftrs. List No. 87264-xx50 where xx = No. of ways

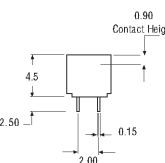
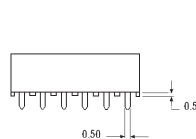
CP281

No. of Ways	Order Code	1+	100+	250+	500+	1000+	2500+
6	511-286						
8	511-298						
10	511-304						
14	511-316						
16	511-328						
20	511-330						

Top Entry Sockets



PCB hole dia. = 0.9±0.05



Mftrs. List No. 87380-xx91 where xx = No. of ways

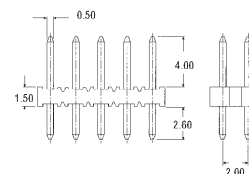
CP282

No. of Ways	Order Code	1+	100+	250+	500+	1000+	2500+
6	511-353						
8	511-365						
10	511-377						
14	511-389						
16	511-390						
20	511-407						

Straight Pin Header



PCB hole dia. = 0.9±0.05



Mftrs. List No. 87089-xx16 where xx = No. of ways

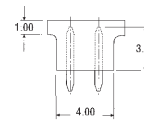
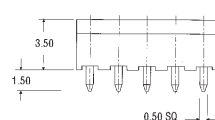
CP283

No. of Ways	Order Code	5+	100+	250+	500+	1000+	2500+
4	511-067						
6	511-079						
8	511-080						
10	511-092						
14	511-109						
16	511-110						
20	511-122						
50	511-134						

Slip-Off Straight Pin Header



PCB hole dia. = 0.9±0.05



Housing is 'slipped-off' or removed from header pins after wave soldering.

Mftrs. List No. 87338-xx11 where xx = No. of ways

CP284

No. of Ways	Order Code	5+	100+	250+	500+	1000+	2500+
4	511-146						
6	511-158						
8	511-160						
10	511-171						
14	511-183						
16	511-195						
20	511-201						