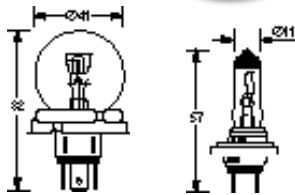


Automotive Lamps & Lighting — Continued

Car and Motorcycle Headlamps



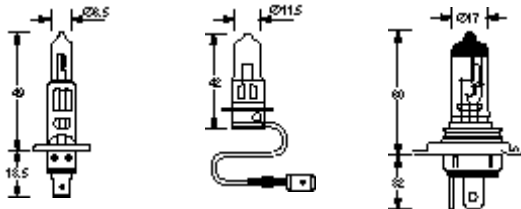
Best value LUX

Voltage	Wattage	Description	BS Ref	Style	Order Code
12V	45/40W	P45t Asymmetric Duplo	410	Duplo	141-150
24V	55/50W	P45t Asymmetric Duplo	429	Duplo	141-161
12V	55W	H7 PX26d Tungsten/Halogen	499	H7	141-173

OPT580

BS Ref.	Order Code	Price Each				
		1+	10+	25+	50+	100+
410	141-150					
429	141-161					
499	141-173					

Stop/Fog and Headlight Lamps



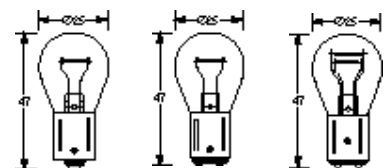
Best value LUX

Voltage	Wattage	Description	BS Ref	Style	Order Code
12V	55W	H1 Tungsten/Halogen	448	H1	141-549
12V	55W	H1 Xenon	448X	H1	141-586
24V	70W	H1 Tungsten/Halogen	466	H1	141-604
12V	55W	H3 Tungsten/Halogen	453	H3	141-616
24V	70W	H3 Tungsten/Halogen	460	H3	141-628
12V	60/55W	H4 Tungsten/Halogen	472	H4	141-641
12V	60/55W	H4 Xenon	472X	H4	141-653
24V	75/70W	H4 Tungsten/Halogen p43t	475	H4	141-665

OPT585

BS Ref.	Order Code	Price Each				
		1+	10+	25+	50+	100+
448	141-549					
448X	141-586					
466	141-604					
453	141-616					
460	141-628					
472	141-641					
472X	141-653					
475	141-665					

Stop/Tail Flashers



Best value LUX

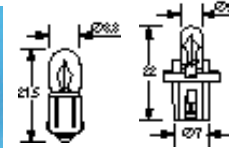
BS Ref.	Order Code	Price Each				
		1+	10+	25+	50+	100+
207	141-215					
245	141-252					
149	141-264					
248	141-276					
209	141-288					
150	141-290					
247	141-306					

Voltage	Wattage	Description	BS Ref	Style	Order Code
12V	21W	SCC BA15s	382	BA15s	141-379
12V	21W	BAU15s off-set pin amber	581	BA15s	141-380
24V	21W	SCC BA15s	241	BA15s	141-392
24V	21W	SCC BA15s (Heavy Duty)	290	BA15s	141-409
24V	24W	SCC BA15s	339	BA15s	141-410
28V	26W	SCC BA15s	345	BA15s	141-434
12V	21W	SBC BA15d	335	BA15d	141-446
24V	21W	SBC BA15d (Heavy Duty)	291	BA15d	141-460
24V	21W	SBC BA15d	346	BA15d	141-677
24V	24W	SBC BA15d	333	BA15d	141-495
28V	26W	SBC BA15d	344	BA15d	141-501
12V	21/5W	BAY15d off-set pin	380	BAY15d	141-513
24V	24/5W	BAY15d off-set pin	334	BAY15d	141-525
12V	21/4W	BAZ15d	566	BAZ15d	141-537

OPT572

BS Ref.	Order Code	Price Each				
		1+	10+	25+	50+	100+
382	141-379					
581	141-380					
241	141-392					
290	141-409					
339	141-410					
345	141-434					
335	141-446					
291	141-460					
346	141-677					
333	141-495					
344	141-501					
380	141-513					
334	141-525					
566	141-537					

Side and Indicators



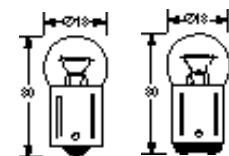
Best value LUX

Voltage	Wattage	Description	BS Ref	Style	Order Code
12V	4W	BA9s	233	BA9s	141-320
24V	4W	BA9s	249	BA9s	141-343
12V	1.2W	PCB (Black)	286T	PCB	141-355
24V	1.2W	PCB (Grey)	508T	PCB	141-367

OPT573

BS Ref.	Order Code	Price Each				
		1+	10+	25+	50+	100+
233	141-320					
249	141-343					
286T	141-355					
508T	141-367					

Side, Tail Indicators



Best value LUX

Voltage	Wattage	Description	BS Ref	Style	Order Code
12V	5W	SCC BA15s	207	BA15s	141-215
12V	10W	SCC BA15s	245	BA15s	141-252
24V	5W	SCC BA15s	149	BA15s	141-264
24V	5W	SCC BA15s (Heavy Duty)	248	BA15s	141-276
12V	5W	SBC BA15d	209	BA15d	141-288
24V	5W	SBC BA15d	150	BA15d	141-290
24V	5W	SBC BA15d (Heavy Duty)	247	BA15d	141-306

OPT574

BS Ref.	Order Code	Price Each				
		1+	10+	25+	50+	100+
207	141-215					
245	141-252					
149	141-264					
248	141-276					
209	141-288					
150	141-290					
247	141-306					