


IEC Inlets — Continued

Compact Fused Inlet



- Compact snap-fit IEC inlet for space saving solutions
- Integral single or double pole fuseholder, rear mounted
- Ideal for applications where user fuse access is neither required nor desirable
- Approvals, **VDE, SEV, SEMKO, UL & CSA**

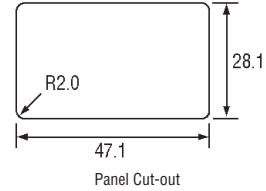

Contact rating	10A @ 250Vac	Housing	Black thermoplastic UL94V-0
Termination	4.8 0.8mm fast-on	Fuseholder	20 5mm
Panel thickness	1.5mm		

Mfrs. List No. GSF2-1011-01 = 964-694, GSF2-2011-01 = 964-700

CM417

	Order Code	1+	50+	100+	250+	500+
Single fuse	964-694					
Twin fuse	964-700					

Switched and Fused Inlets
20 5mm Fuse Draw



- Snap-fit module IEC inlet/fuseholder/switch
- Individual termination, gives flexibility of interconnection
- DPST rocker switch
- Approvals, **VDE, SEV, SEMKO, DEMKO, FIMKO, NEMKO, UL & CSA**


Contact rating	10A @250Vac	Housing	Nylon 6.6 UL94V-2
Temperature range	0°C to 85°C	Contacts	Brass tin plated
		Fuseholders	20 5mm
		Terminations	4.8mm 0.8mm push-on 2.8mm 0.8mm push-on (switch)

Mfrs. List No. 0717-1S = 964-463

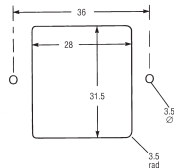
CM143

	Order Code	1+	50+	100+	250+	500+
	964-463					

Fused Inlets/Voltage Selector



H = 33, W = 44, D = 33



Panel cut-out

- Combined fuse drawer/voltage selector, with interchangeable voltage selector
- Manufactured in accordance with **CEE22** and **BS4491**
- For rear insulation boot, Order Code 427-330, see page 417

Contact rating	6A @ 250V ac	Terminations	6.35 0.8mm fast-on
Housing	Black nylon	Fuseholder	20 5mm

Mfrs. List No. MS3CL1927 = 148-246, CL19274 = 148-248, CL19275 = 148-247, CL19276 = 148-249

CM53X

	Order Code	1+	10+	100+	250+	500+
IEC inlet connector	148-246					
240V/110V fuse drawer	148-247					
230V/115V fuse drawer	148-248					
240V/220V fuse drawer	148-249					

Switched and Fused Inlet
20 5mm Fuse Drawer



H = 65, W = 30, D = 27.5

- Snap-fit, panel mount combination, **IEC320**
- Mains inlet/fuseholder/switch, separately terminated
- Double pole on/off rocker switch
- Appliance inlet approved to **SEV, DEMKO, NEMKO** and **KEMA-KEUR**

Panel cut-outs		
Panel Thickness	Height	Width
0.15—1.0	60.8	27.2
1.5	61	27.2
2—2.5	61.5	27.2


Contact rating	6A @ 250V ac	Contacts	Brass, nickel plated
Housing	Black nylon	Fuseholder	20 5mm

FOR FILTERED VERSIONS SEE 413

CM54X

Mfrs. List No.	Order Code	1+	50+	200+	500+
L2723	313-889				

Switched and Fused
'Polysnap' Combinations



Single Pole Switched H = 39.1, W = 62.7
Double Pole Switched H = 39.1, W = 74.5
Fused Inlet/Outlet H = 39.1, W = 79.5
Cut out: H = 34.4, W = 60.3
Cut out: H = 34.4, W = 72.0
Cut out: H = 34.4, W = 76.5


- Horizontally mounted fused and/or switched inlets
- Snap-fit fixing for 1, 1.5, 2 and 3mm panel thicknesses
- Fusedrawer protected to **PC2, IEC127/6**
- Approvals include: **UL, CSA, VDE, SEMKO, IMQ** and **SEV**

Current rating	10A, 250V	Fuseholder	20 5mm
----------------	-----------	------------	--------

CM180X

	Mfrs. List No.	Order Code	1+	50+	100+	250+
Single Pole, Switched						
Non illuminated	BZH01/Z0000/01	561-228				
Red illuminated	BZH01/Z0000/02	561-230				
Double Pole, Switched						
Non illuminated	BZH01/Z0000/10	561-241				
Red illuminated	BZH01/Z0000/11	561-253				
Fused Inlet/Outlet	BZH11/Z0000/00	561-265				

Switched 'Polysnap' Mini-Bezel



Single Pole, Non illuminated H = 24, W = 48.5
Single Pole, illuminated H = 24, W = 48.5
Double Pole, illuminated H = 24, W = 57.5
Cut out: H = 21.3, W = 45.9
Cut out: H = 21.3, W = 45.9
Cut out: H = 21.3, W = 54.9

- Horizontally mounted switched mains inlets
- Snap fit fixing for 1.5mm panel thickness
- Approvals include: **BSI, VDE, IMQ, NEMKO, SEMKO, UL, CSA, DEMKO** and **FEMKO**

Current rating	10A, 250V
----------------	-----------

CM253X

	Mfrs. List No.	Order Code	1+	50+	100+	250+
Single Pole						
Non illuminated	BZM27/Z0000/53B	561-162				
Red illuminated	BZM27/Z0000/55B	561-174				
Green illuminated	BZM27/Z0000/61B	561-204				

continued