



System Conditioning Unit (SCU)



- Permits control/conditioning of mains power being fed to equipment
- Can be used as 'lump in the line' unit for direct equipment connection
- May be remotely mounted away from socket outlets

RCD SCU Unit

- Double pole, 30mA sensitivity
- Mechanically latched RCD to **BS4293**

Filter SCU Unit

- MOV transient suppression
- High performance RFI filtering

Switch SCU Unit

- Double pole circuit breaker
- Integral **BS1362** fuseholder

RCD

H = 70, W = 232, D = 61
Sensitivity 30mA
Mean Speed 30ms
Contact breaker Double pole
Max. current 16A

Switch

H = 70, W = 176, D = 61
Rating 10A
Fusing 10A
Type Double pole

Filter

H = 70, W = 194, D = 61
Max. surge current 6500A
Total energy rating 115J
Response time <10ms
Attenuation 50dB typical
Max. current 16A

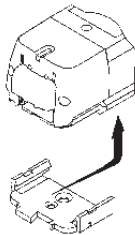
CM372

	Mftrs. List No.	Order Code	1+	5+	10+	25+
30mA RCD	2201-000	.750-384				
RFI Filter	2201-200	.750-396				
Double Pole Switch	2201-300	.750-402				

Accessories



- Allows flexible configuration of system
- Variety of ST18 accessories available



CM371


	Mftrs. List No.	Order Code	1+	5+	10+	25+
Male/Female Jumper Lead						
0.5m White	94.732.0500.2	.750-438				
2.0m White	94.732.2000.2	.750-440				
0.5m Black	94.732.0500.1	.750-451				
1.0m Black	94.732.1000.1	.750-463				
2.0m Black	94.732.2000.2	.750-475				

continued

	Mftrs. List No.	Order Code	1+	5+	10+	25+
Input Power Lead and 13A Plug						
3.0m White	94.732.3003.2P	.750-487				
2.0m Black	94.732.2003.1P	.750-499				
3.0m Black	94.732.3003.1P	.750-505				
Input Power Lead and 'Schuko Plug'						
2.0m White	94.732.2007.2	964-220				
2.0m Black	94.732.2007.1	964-232				
Order Multiple=5			5+	25+	50+	100+
Rewireable Connectors						
Input/Female	93.731.3250.0	.658-558				
Output/Male	93.732.3350.0	.658-546				
3 Pole Direct Link/Coupler						
White	93.030.5958.0	.658-601				
Order Multiple=5			5+	10+	50+	100+
Spare Fixing Feet	2800-000	.750-426				
150mm Earth Tails	2800-001	.750-414				

4 Way Hardwired 13A

MARBO



1m lead

H = 23, W = 169, D = 70
Fixing centres = 121.5 2.5 dia

- Allows connection of four separate appliances to individually fused (3A) terminals
- Eliminates the need for additional plugs, sockets or adaptors
- Trailing or wall mounted, integral 'mains-on' neon indicator
- Manufactured to **BS5733**

Total current rating 13A @ 250V ac
Individual current rating 3A @ 250V ac (fused)
Supply cable 3 core, 1.25mm², 13A
Output cables 3 core, 0.5mm², 3A

Housing White polycarbonate
Contacts Solid brass
Plug Synthetic rubber

Mftrs. List No. 7887P = 108-769, 7925P = 108-770


FOR SUITABLE MAINS FLEX SEE (0.5mm² & 1.25mm²) 3 CORE, **PAGE 116**

NOTE: Combined overall load must not exceed 13A @ 250Vac

CM17X

	Order Code	1+	5+	10+	25+	100+
Outlet and lead	108-769					
Outlet only	.108-770					

4 Way Slimline/13A



H = 25, W = 55, L = 250mm



- A compact, tamperproof, 4 way trailing socket
- Available in black or white, with 1m or 2m mains lead
- Fixing holes for wall mounting
- Total loading of 13 Amps
- Manufactured to **BS1363A**

Total current rating 13A @ 250Vac
Housing Polypropylene
Contacts Phosphor bronze
Plug Polyamid PA6

CM403

	Mftrs. List No.	Order Code	1+	5+	10+	25+
White						
1m, lead	Z24W1P	889-908				
2m, lead	Z24W2P	889-910				
Black						
1m, lead	Z24B1P	889-921				
2m, lead	Z24B2P	889-933				

continued